





## Project

Sixpad - Westfield, UK



Unity 80 LED p78



Unity 150 DHP LED p86



Unity 150 LED p95  
Wallwash



Cobra LED Strip p236



# Comercial

---



64

*OCTO Smart downlight*



66

*LED Downlights*



122

*LED Emergency Downlights*



133

*LED and GU10  
Surface Downlights*



140

*Fire Rated Downlights*



148

*Die-Cast Downlights*



150

*Downlight Accessories*



155

*Unity Mini 24V  
Adjustable Trackspot*



156

*Single Circuit  
Track and Surface*



178

*Three Circuit  
Track and Surface*



195

*Pendants*



202

*Wall Lights*



210

*LED Drivers  
and Transformers*



218

*LED Flexible and Rigid  
Strips*



235

*Linklights and Cabinet  
fittings*



248

*Bathroom Fixtures*

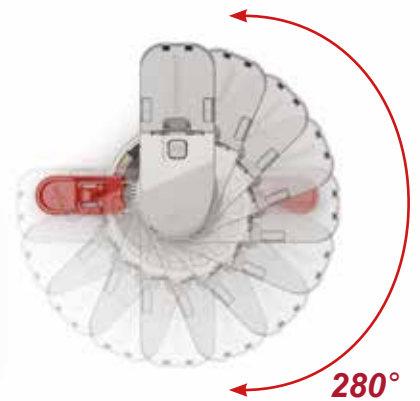


*Designed to*  
**Deliver...**





reddot award 2014  
winner lighting design



**Part B**  
Test Nos.  
30 Minutes Chilt/A/12229  
60 Minutes Chilt/A/12230  
90 Minutes Chilt/A/12231



**Part C**  
Report Reference No.  
BRE/296458



**Part E**  
Report Reference No.  
BRE/296459

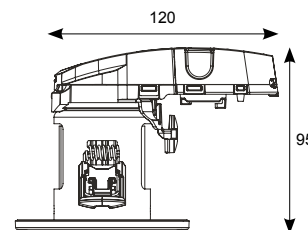
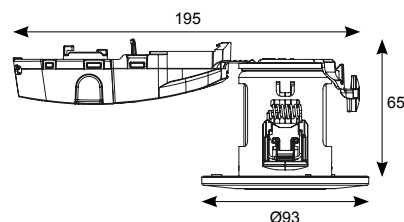
# Orbio 360 Downlight

Corriente Alterna (No Necesita Driver)

62



orbio360®



W	8W
Lm/D	
4000K	737lm
3000K	654lm
Lm/W 4000K	92lm
Lm/W 3000K	82lm
CRI	Ra 80
CCT	4000K 3000K
V	220V -240V
Hz	50-60Hz
Temp	-40°C - 25°C

AORBLED/CW LED 8W 4000K

AORBLED/WW LED 8W 3000K



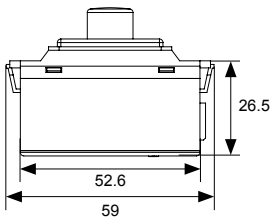
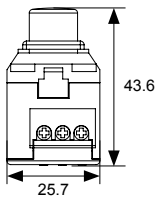
AORBLED/DIMMER



ALEDCP  
(/MW, /CH, /SC)



AORBLEDZ/BR AORBLEDZ/CH AORBLEDZ/SC AORBLEDZ/AB AORBLEDZ/BLC



AORBLEDZSQ/MW



AORBLEDZSQ/CH



AORBLEDZSQ/AB



AORBLEDZSQ/BR



AORBLEDZSQ/SC



AORBLEDZSQ/BLC

Accesorios

	<b>AORBLED/DIMMER</b>	
	<b>AORBLEDZ/BR</b>	BR
	<b>AORBLEDZ/CH</b>	CH
	<b>AORBLEDZ/SC</b>	SC
	<b>AORBLEDZ/AB</b>	AB
	<b>AORBLEDZ/BLC</b>	BLC
	<b>AORBLEDZ/SQ/MW</b>	MW
	<b>AORBLEDZ/SQ/BR</b>	BR
	<b>AORBLEDZ/SQ/CH</b>	CH
	<b>AORBLEDZ/SQ/SC</b>	SC
	<b>AORBLEDZ/SQ/AB</b>	AB
	<b>AORBLEDZ/SQ/BLC</b>	BLC
	<b>ALEDZCP/MW</b>	MW
	<b>ALEDZCP/CH</b>	CH
	<b>ALEDZCP/SC</b>	SC



ALEDZCP  
(/MW, /CH, /SC)





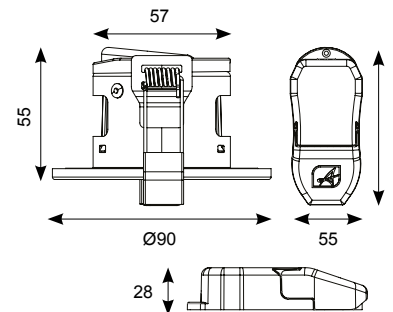


# Prism Pro Wiz FRD

Supplied c/w Remote Driver

64



Voice Control



MW


W	8W
Lm/D	2700K ↔ 6000K 573lm ↔ 547lm
Lm/W	2700K ↔ 6000K 82lm ↔ 78lm
CRI	Ra 80
CCT	Blanco personalizable
V	230V
Hz	50/60Hz
Temp	-5°C to 25°C

APRILEDP/OCTOW LED 8W - Blanco personalizable



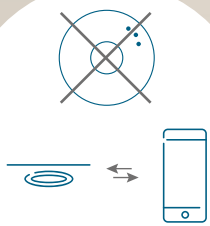
### *Wi-Fi y Bluetooth*

Dos protocolos para una dar mayor versatilidad a la gama de accesorios y de procesos de puesta en marcha. Mayor fiabilidad: si se cae un protocolo de conexión, el otro permite un uso normal.



### *Control por voz avanzado*

Control integral por voz mediante altavoces inteligentes, y ahora con Google Assistant y los atajos de Siri en iOS 12; obtenga el control completo de su iluminación hablándole al Smartphone.



### *Sin necesidad de un hub*

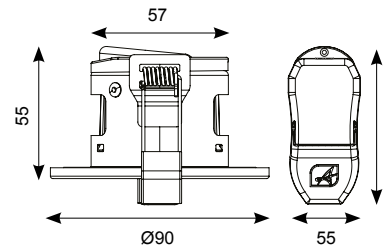


El chip MCU de 32 bits ofrece una automatización más inteligente, ya que el sistema de iluminación WiZ está conectado a la red de forma directa, constante y fiable, sin depender de un hub o de un dispositivo puente.



# Prism Pro LED Resistente al Fuego Downlight

Driver Incluido

66



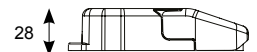
APRILEDPZ/CH



APRILEDPZ/SC



APRILEDPZ/BLK



APRILEDP/CW	LED	6W - 4000K
APRILEDP/WW	LED	6W - 3000K

Accesorios

APRILEDPZ/CH		CH
APRILEDPZ/SC		SC
APRILEDPZ/BLK		BLK
AORBLED/DIMMER		

W	6W
Lm/D	
4000K	577lm
3000K	532lm
Lm/W 4000K	96lm
Lm/W 3000K	89lm
CRI	Ra 80
CCT	4000K
	3000K
V	230V
Hz	50/60Hz
Temp	-5°C - 25°C



Altura de fijación superficial para huecos de techo poco profundos

Cubiertas protectoras que ayudan a la instalación y preservan la superficie de montaje prevista

Disco intumescente patentado único

Motor LED de alta eficiencia/  
Larga Vida

Bisel giratorio disponible en un solo color o acabados plateados.

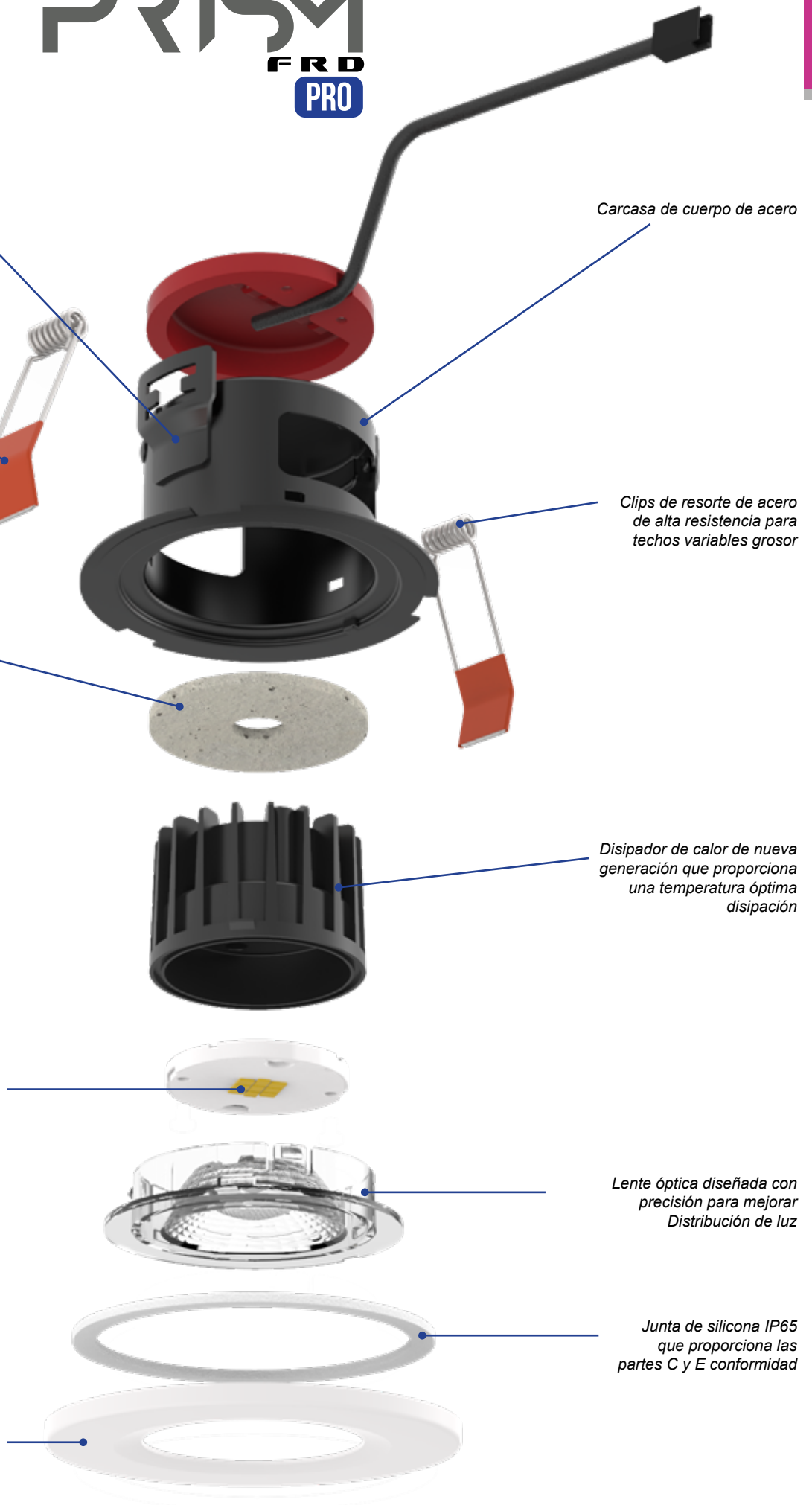
Carcasa de cuerpo de acero

Clips de resorte de acero de alta resistencia para techos variables grosor

Disipador de calor de nueva generación que proporciona una temperatura óptima disipación

Lente óptica diseñada con precisión para mejorar Distribución de luz

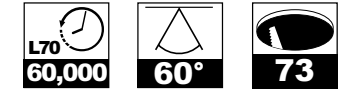
Junta de silicona IP65 que proporciona las partes C y E conformidad




# Prism Pro LED Resistente al Fuego Downlight CCT Pack

Driver Incluido and Bezel Accesorios

68



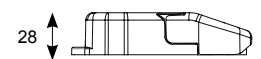
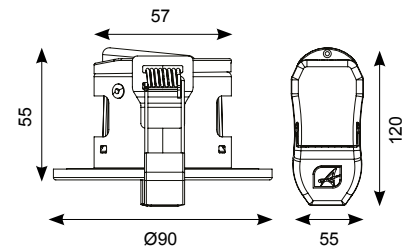
MW



CH



Con selección de temperatura de color: luz diurna, blanco fresco, blanco cálido



BLK



SC

W	7W
Lm/D	
2700K	573lm 4000K 608lm
3000K	589lm 6000K 547lm
Lm/W	
2700K	82lm 4000K 87lm
3000K	84lm 6000K 78lm
CRI	Ra 80
CCT	
2700K	4000K
3000K	6000K
V	230V
Hz	50/60Hz
Temp	-5°C - 25°C

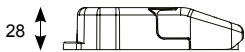
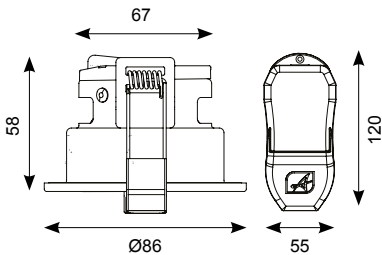

APRILEDP/CCT	LED	7W - 2700K / 3000K / 4000K / 6000K
--------------	-----	------------------------------------

Accesorios


AORBLEDDIMMER	
---------------	--

# Prism Pro LED Resistente al Fuego CCT Gimbal

Driver Incluido



W	7W
Lm/D	
2700K	620lm
4000K	698lm
3000K	655lm
6000K	659lm
Lm/W	
2700K	89lm
4000K	100lm
3000K	94lm
6000K	94lm
CRI	Ra 80
CCT	
2700K	4000K
3000K	6000K
V	230V
Hz	50/60Hz
Temp	-5°C to 25°C



Con selección de temperatura de color: luz diurna, blanco fresco, blanco cálido



APRILEDP/G/MW (2700K)



APRILEDP/G/CH (3000K)



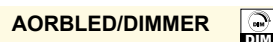
APRILEDP/G/SC (4000K)



APRILEDP/G/BLK (6000K)

APRILEDP/G/MW	LED	7W - 2700K/3000K/4000K/6000K -	MW
APRILEDP/G/CH	LED	7W - 2700K/3000K/4000K/6000K -	CH
APRILEDP/G/SC	LED	7W - 2700K/3000K/4000K/6000K -	SC
APRILEDP/G/BLK	LED	7W - 2700K/3000K/4000K/6000K -	BLK

Accesorios




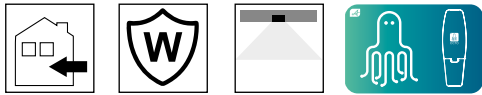


# Prism LED Resistente al Fuego Downlight

Driver Incluido

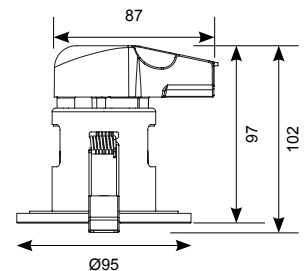


70



**Dim =**  
Ansell **AORBLED/DIMMER**

**4 - 20 APRILED**  
Per **AORBLED/DIMMER**



APRILED/CH




APRILED/SC

<b>APRILED/CW</b>	LED	7.3W 4000K
<b>APRILED/WW</b>	LED	7.3W 3000K

Accesorios

<b>APRILED/CH</b>	<b>CH</b>
<b>APRILED/SC</b>	<b>SC</b>
<b>AORBLED/DIMMER</b>	<b>DIM</b>

<b>W</b>	7.3W
<b>Lm/D</b>	
4000K	715lm
3000K	712lm
<b>Lm/W 4000K</b>	98lm
<b>Lm/W 3000K</b>	96lm
<b>CRI</b>	Ra 80
<b>CCT</b>	4000K 3000K
<b>V</b>	220V-240V
<b>Hz</b>	50Hz
<b>Temp</b>	-5°C - 25°C



L E N N E L

Instalación sin herramientas



**Part B**  
Test Nos.  
30 Minutes - WF408531  
60 Minutes - WF408527  
90 Minutes - WF408530



**Part C**  
Test Nos.  
P108657-1000




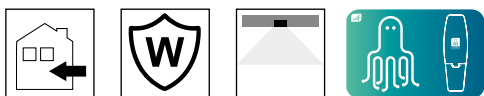
**Part E**  
Test No.  
P17011-1000



# Prism LED Resistente al Fuego Downlight Pack

Driver Incluido and Bezel Accesorios

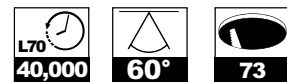
72



Con selección de temperatura de color: luz diurna, blanco fresco, blanco cálido

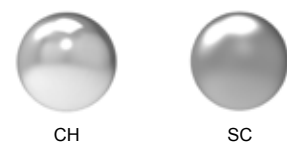
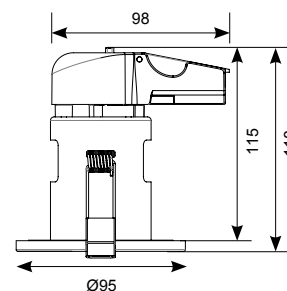


Se suministra completo con:-



Dim = Ansell AORBLED/DIMMER

10 APRILED/CCTPACK Per AORBLED/DIMMER



W	8W
Lm/D	
4000K	567lm
3000K	625lm
6000K	675lm
Lm/W 4000K	67lm
Lm/W 3000K	75lm
Lm/W 6000K	85lm
CRI	Ra 80
CCT	6000K 4000K 3000K
V	220V-240V
Hz	50Hz
Temp	-5°C - 25°C

APRILED/CCTPACK LED 8W 3000K/4000K/6000K



# *Un producto... nueve opciones*



6000K

4000K

3000K

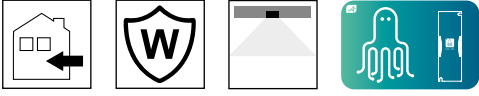




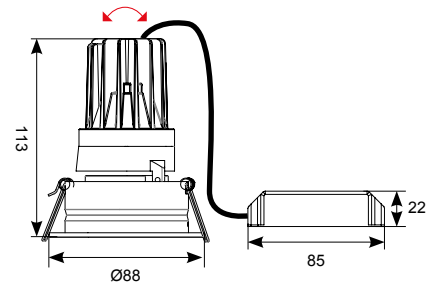
# Unity GC Pro LED Downlight

Driver Incluido

74



Powered by  
**HEP**



AULEDGCP/CW	LED	10W 4000K
AULEDGCP/WW	LED	10W 3000K

/OCTO

W	10W
Lm/D	
4000K	365lm
3000K	317lm
Lm/W 4000K	37lm
Lm/W 3000K	32lm
CRI	Ra 90
CCT	4000K
	3000K
V	230V
Hz	50Hz
Temp	-20°C - 25°C



***Carcasa inclinable***

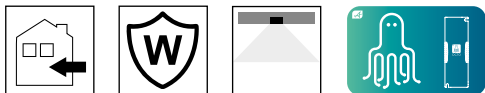


***Reflector interno***

# Unity GC Pro LED Fixed Downlight

Driver Incluido

76



AULEDGCP1/CW



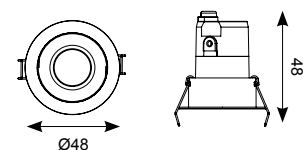
AULEDGCP2/CW



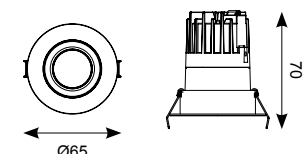
AULEDGCP3/CW

<b>AULEDGCP1/CW</b>	LED	3W - 4000K
<b>AULEDGCP1/MW</b>	LED	3W - 3000K
<b>AULEDGCP2/CW</b>	LED	8W - 4000K
<b>AULEDGCP2/MW</b>	LED	8W - 3000K
<b>AULEDGCP3/CW</b>	LED	15W - 4000K
<b>AULEDGCP3/MW</b>	LED	15W - 3000K

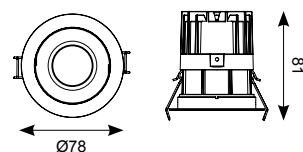
/OCTO



AULEDGCP1



AULEDGCP2



AULEDGCP3

	4000K	3000K
<b>W</b>	3W 8W 15W	
<b>Lm/D</b>	121lm 262lm 629lm	113lm 252lm 586lm
<b>Lm/W 3W</b>	40lm	38lm
<b>Lm/W 8W</b>	33lm	32lm
<b>Lm/W 15W</b>	42lm	39lm
<b>CRI</b>	Ra 90	
<b>CCT</b>	4000K 3000K	
<b>V</b>	230V	
<b>Hz</b>	50Hz	
<b>Temp</b>	-20°C - 25°C	



*Los robustos clips de resorte proporcionan una posición ajustada duradera una vez instalados*

*Cubiertas protectoras de clip de resorte para protección del techo y facilidad de instalación*

**OSRAM**

**CITILED.**  
The Light Engine



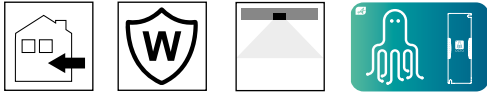
*La construcción deflectora especialmente diseñada con módulo LED empotrable y difusor proporciona un ángulo de corte pronunciado que garantiza el máximo control del deslumbramiento y comodidad*



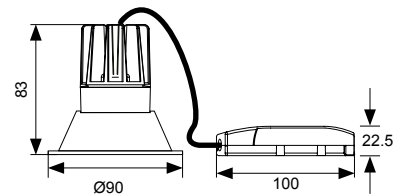



# Unity 80 LED Downlight

Driver Incluido



Powered by  
**TRIDONIC**  
▼ enlightening your ideas



AULED80D	LED	15W 4000K
AULED80D/WW	LED	15W 3000K

/M3		
/OCTO		
/DD		(DD1/DD2/DD3/DD4)

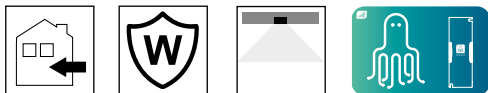
W	15W
Lm/D	
4000K	1056lm
3000K	896lm
Lm/W 4000K	70lm
Lm/W 3000K	60lm
CRI	Ra 90
CCT	4000K
	3000K
V	220V-240V
Hz	50-60Hz
Temp	-20°C - 25°C



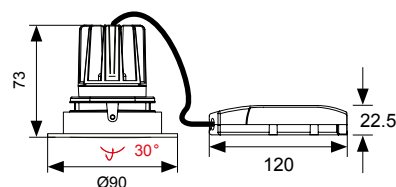
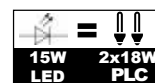
# Unity 80 LED Gimbal

Driver Incluido

80



Powered by  
**TRIDONIC**  
▼ enlightening your ideas



<b>AULED80GIM</b>	LED	15W 4000K
<b>AULED80GIM/WW</b>	LED	15W 3000K

<b>/M3</b>		
<b>/OCTO</b>		
<b>/DD</b>		(DD1/DD2/DD3/DD4)

<b>W</b>	15W
<b>Lm/D</b>	
4000K	1056lm
3000K	896lm
<b>Lm/W 4000K</b>	70lm
<b>Lm/W 3000K</b>	60lm
<b>CRI</b>	Ra 90
<b>CCT</b>	4000K
	3000K
<b>V</b>	220V-240V
<b>Hz</b>	50-60Hz
<b>Temp</b>	-20°C - 25°C



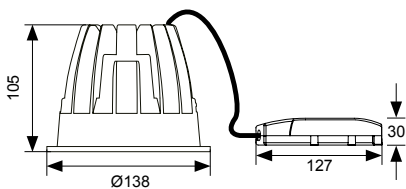
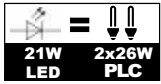
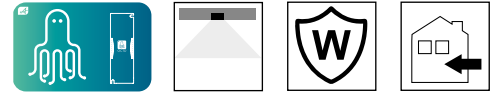






# Unity 125 LED Downlight

Driver Incluso



Powered by  
**TRIDONIC**  
enlightening your ideas



W	21W
Lm/D	
4000K	1521lm
3000K	1386lm
Lm/W 4000K	72lm
Lm/W 3000K	66lm
CRI	Ra 90
CCT	4000K
	3000K
V	220V-240V
Hz	50-60Hz
Temp	-20°C - 25°C

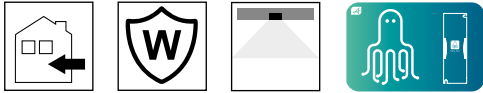
AULED125D	LED	21W 4000K
AULED125D/WW	LED	21W 3000K

/M3		
/OCTO		
/DD		(DD1/DD2/DD3/DD4)

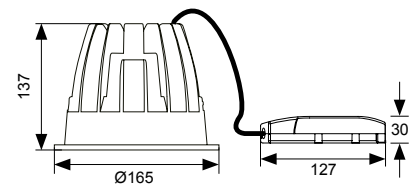


# Unity 150 LED Downlight

Driver Incluido



Powered by  
**TRIDONIC**  
▼ enlightening your ideas



<b>AULED150D</b>	LED	37W 4000K
<b>AULED150D/WW</b>	LED	37W 3000K

<b>/M3</b>		
<b>/OCTO</b>		
<b>/DD</b>		(DD1/DD2/DD3/DD4)

<b>W</b>	37W
<b>Lm/D</b>	
4000K	3254lm
3000K	2870lm
<b>Lm/W 4000K</b>	88lm
<b>Lm/W 3000K</b>	78lm
<b>CRI</b>	Ra 90
<b>CCT</b>	4000K
	3000K
<b>V</b>	220V-240V
<b>Hz</b>	50-60Hz
<b>Temp</b>	-20°C - 25°C





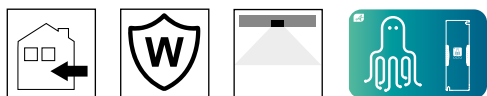
Ocean Farming

HM Govern  
Car Grant  
included

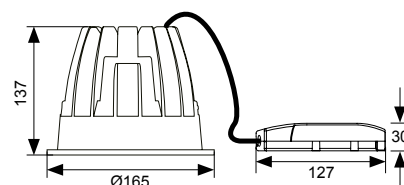
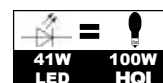


# Unity 150 DHP LED Downlight

Driver Incluido



Powered by  
**TRIDONIC**  
▼ enlightening your ideas



AULED150DHP	LED	41W 4000K
-------------	-----	-----------

/M3		
/OCTO		
/DD		(DD1/DD2/DD3/DD4)

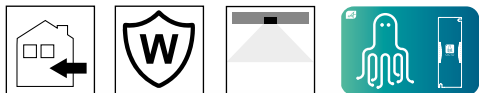
W	41W
Lm/D	3900lm
Lm/W	95lm
CRI	Ra 90
CCT	4000K
V	220V-240V
Hz	50-60Hz
Temp	-20°C - 25°C



# Unity 100 Square LED Downlight

Driver Incluido

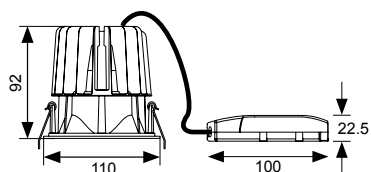
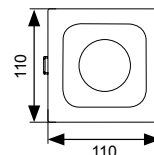
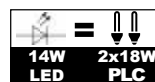
88



Powered by  
**TRIDONIC**  
▼ enlightening your ideas



Perfil circular



AUSQLED100D/CW LED 14W 4000K

/M3



/OCTO



/DD

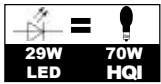
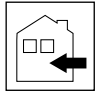



(DD1/DD2/DD3/DD4)

W	14W
Lm/D	1152lm
Lm/W	82lm
CRI	Ra 90
CCT	4000K
V	220V-240V
Hz	50-60Hz
Temp	-20°C - 25°C

# Unity 125 Square LED Downlight

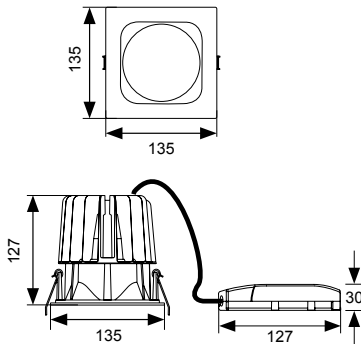
Driver Incluido



Powered by  
**TRIDONIC**  
enlightening your ideas



Perfil circular



W	29W
Lm/D	2639lm
Lm/W	91lm
CRI	Ra 90
CCT	4000K
V	220V-240V
Hz	50-60Hz
Temp	-20°C - 25°C

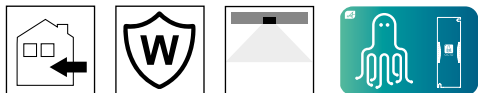
AUSQLED125D/CW	LED	29W 4000K
/M3		
/OCTO		
/DD		(DD1/DD2/DD3/DD4)



# Unity 150 Square LED Downlight

Driver Incluido

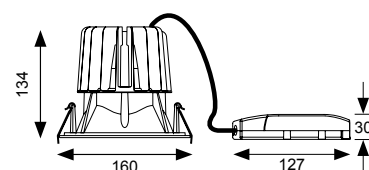
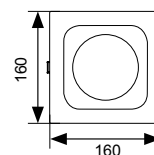
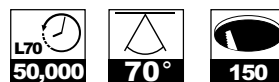
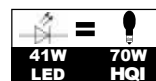
90



Powered by  
**TRIDONIC**  
▼ enlightening your ideas



Perfil circular



AUSQLED150DHP/CW	LED	41W 4000K
/M3		
/OCTO		
/DD		(DD1/DD2/DD3/DD4)

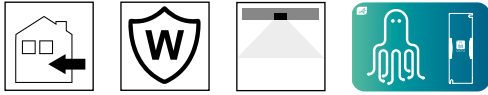
W	41W
Lm/D	3775lm
Lm/W	92lm
CRI	Ra 90
CCT	4000K
V	220V-240V
Hz	50-60Hz
Temp	-20°C - 25°C





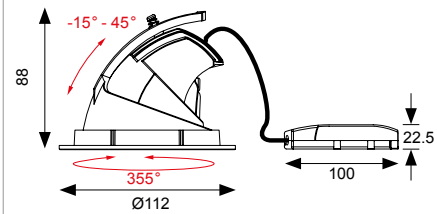
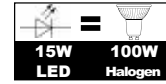
# Unity 100 LED Wallwash

Driver Incluido



reddot award 2014  
winner lighting design

Powered by  
**TRIDONIC**  
▼ enlightening your ideas



W	15W
Lm/D	
4000K	1041lm
3000K	896lm
Lm/W 4000K	74lm
Lm/W 3000K	60lm
CRI	Ra 90
CCT	4000K
	3000K
V	220V-240V
Hz	50-60Hz
Temp	-20°C - 25°C

AULED100WW	LED	15W - 4000K
AULED100WWWW	LED	15W - 3000K

/OCTO		
/DD		(DD1/DD2/DD3/DD4)



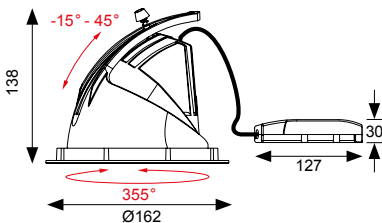
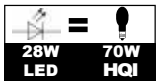
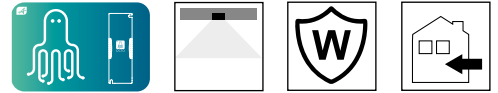






# Unity 150 LED Wallwash

Driver Includo



reddot award 2014  
winner lighting design

Powered by  
**TRIDONIC**  
enlightening your ideas



W	28W
Lm/D	
4000K	2699lm
3000K	2497lm
Lm/W 4000K	93lm
Lm/W 3000K	86lm
CRI	Ra 90
CCT	4000K
	3000K
V	220V-240V
Hz	50-60Hz
Temp	-20°C - 25°C

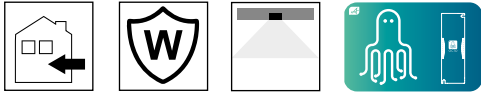
<b>AULED150WW</b>	LED	28W - 4000K
<b>AULED150WW/WW</b>	LED	28W - 3000K

<b>/OCTO</b>		
<b>/DD</b>		(DD1/DD2/DD3/DD4)



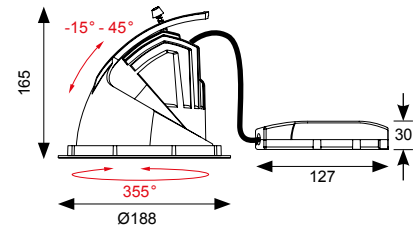
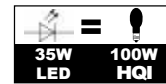
# Unity 175 LED Wallwash

Driver Includo



reddot award 2014  
winner lighting design

Powered by  
**TRIDONIC**  
enlightening your ideas



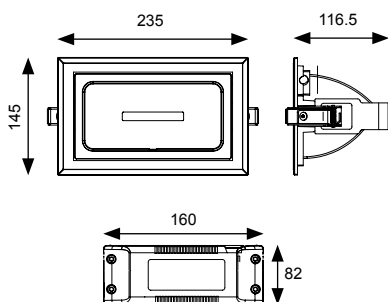
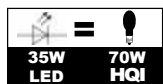
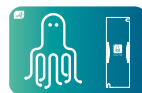
<b>AULED175WW</b>	LED	35W - 4000K
<b>AULED175WW/WW</b>	LED	35W - 3000K

<b>/OCTO</b>		
<b>/DD</b>		(DD1/DD2/DD3/DD4)

<b>W</b>	35W
<b>Lm/D</b>	
4000K	3239lm
3000K	2887lm
<b>Lm/W 4000K</b>	88lm
<b>Lm/W 3000K</b>	78lm
<b>CRI</b>	Ra 90
<b>CCT</b>	4000K
	3000K
<b>V</b>	220V-240V
<b>Hz</b>	50-60Hz
<b>Temp</b>	-20°C - 25°C

# Unity Rectangular LED Wallwash

Driver Incluido



Powered by  
**TRIDONIC**  
▼ enlightening your ideas



W	35W
Lm/D	3065lm
Lm/W	85lm
CRI	Ra 80
CCT	4000K
V	220V-240V
Hz	50-60Hz
Temp	-20°C - 25°C

AULEDRECWW	LED	35W - 4000K
/OCTO		
/DD		(DD1/DD2/DD3/DD4)

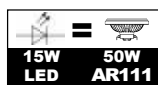
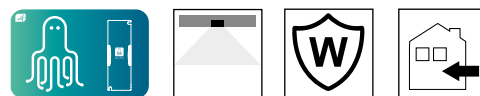






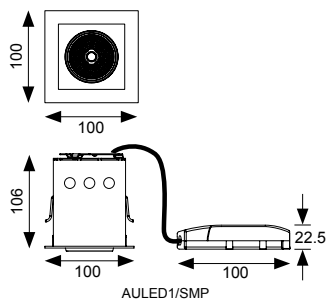
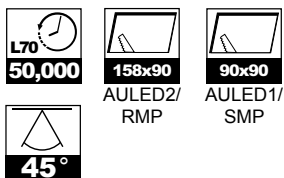
# Unity S and R Retractable LED Downlights

Driver Included

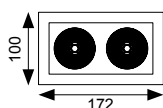


AULED1/SMP

Powered by  
**TRIDONIC**  
enlightening your ideas



AULED1/SMP



AULED2/RMP



AULED2/RMP



<b>W</b>	
AULED1/SMP	15W
AULED2/RMP	2 x 15W
<b>Lm/D</b>	
AULED1/SMP	736lm
AULED2/RMP	2 x 736lm
<b>Lm/W</b>	49lm
<b>CRI</b>	Ra 90
<b>CCT</b>	4000K
<b>V</b>	220V-240V
<b>Hz</b>	50Hz
<b>Temp</b>	-20°C - 25°C

<b>AULED1/SMP</b>	LED	15W - 4000K
<b>AULED2/RMP</b>	LED	2 x 15W - 4000K

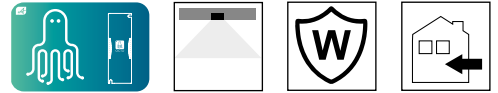
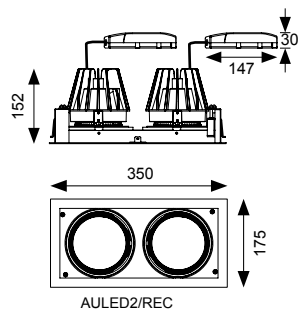
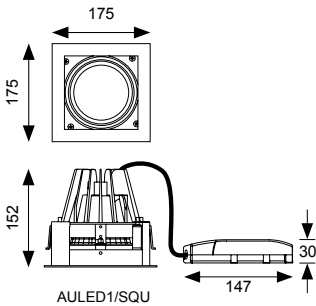
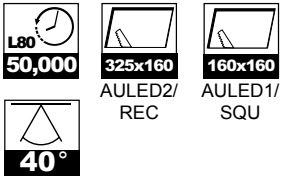
<b>/OCTO</b>		
<b>/DD</b>		(DD1/DD2/DD3/DD4)





# Unity S and R LED Downlights

Driver Includo



AULED1/SQU

Powered by  
**TRIDONIC**  
▼ enlightening your ideas



AULED2/REC

<b>W</b>	
AULED1/SQU	37W
AULED2/REC	2 x 37W
<b>Lm/D</b>	
AULED1/SQU	3239lm
AULED2/REC	2 x 3239lm
<b>Lm/W</b>	88lm
<b>CRI</b>	Ra 90
<b>CCT</b>	4000K
<b>V</b>	230V
<b>Hz</b>	50-60Hz
<b>Temp</b>	-20°C - 25°C

<b>AULED1/SQU</b>	LED	37W - 4000K
<b>AULED2/REC</b>	LED	2 x 37W - 4000K

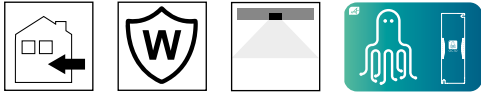
<b>/OCTO</b>		
<b>/DD</b>		(DD1/DD2/DD3/DD4)



# Galaxy CCT LED Downlight

Driver Incluido

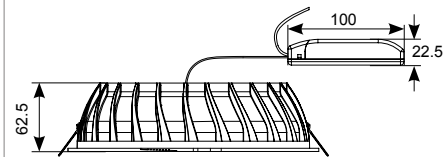
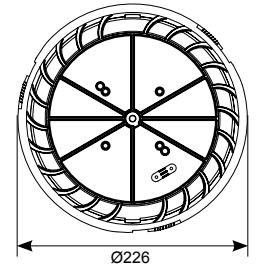
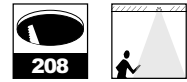
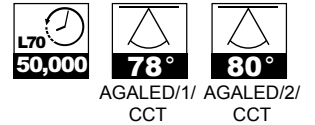
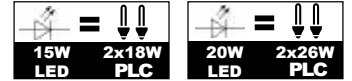
102



AGALED/1/CCT



AGALED/1/CCT + AGPL/DG1/W



AGALED/1/CCT	LED	15W 4000K / 3000K
AGALED/2/CCT	LED	20W 4000K / 3000K

/M3		
/OCTO		
/DD		(DD1/DD2/DD3/DD4)

Accesorios

<b>AGPL/DG1</b>		
AGPL/DG1/W	c/w	W
<b>AGPL/DG3</b>		
AGPL/DG3/W	c/w	W

W	15W	20W
Lm/D		
4000K	1557lm	2250lm
3000K	1484lm	2230lm
Lm/W 4000K	103lm	112lm
Lm/W 3000K	98lm	112lm
CRI	Ra 80	
CCT	3000K/4000K	
V	220V-240V	
Hz	50-60Hz	
Temp	-20°C - 40°C	





TRAINING GEAR  
SIXPAD

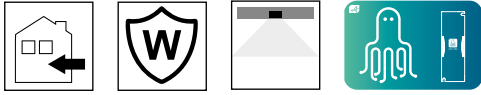
SIXPAD  
TRAINING GEAR

NEW  
ITEM

# Comfort LED Tunable White Downlight

Supplied c/w Remote Driver

104



ACOLED2/TW/OCTO	LED	15W - TW
ACOLED3/TW/OCTO	LED	22W - TW
ACOLED4/TW/OCTO	LED	30W - TW

/M3	
/SM3	
/DM3	

W	15W 22W 30W
Lm/D	2700K ↔ 6500K
15W	1219lm ↔ 1752lm
22W	1610lm ↔ 2356lm
30W	1992lm ↔ 3014lm
Lm/W	2700K ↔ 6500K
15W	81lm ↔ 117lm
22W	73lm ↔ 107lm
30W	66lm ↔ 100lm
CRI	Ra 80
CCT	TW
V	230V
Hz	50Hz
Temp	-20°C to 25°C

# Completar... Control CCT



OCTO™

*El foco empotrable Comfort LED, con opción de blancos personalizables, puede alcanzar cualquier temperatura específica de color entre los 2700 K y los 6500 K, garantizando su idoneidad para una gran cantidad de requisitos de aplicación diferentes. Total personalización de la temperatura del color controlada a través de la aplicación Casambi.*



2700K



4000K



6500K



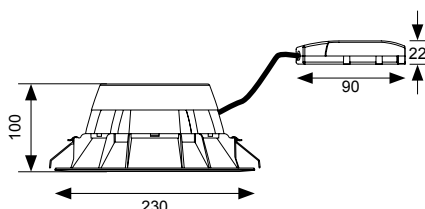
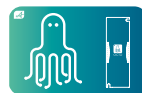


paper  
assist



# Comfort LED CCT Downlight

Driver Incluido



Interruptor integral CCT que permite al instalador elegir entre las opciones de temperatura del color de 3000K o 4000K

W	15W	22W
Lm/D		
4000K	1684lm	2241lm
3000K	1509lm	2017lm
Lm/W 4000K	112lm	102lm
Lm/W 3000K	101lm	92lm
CRI	Ra 80	
CCT	4000K	
	3000K	
V	230V	
Hz	50Hz	
Temp	-20°C to 25°C	

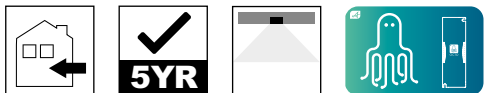
ACOLED1/CCT	LED	15W - 4000K / 3000K
ACOLED2/CCT	LED	22W - 4000K / 3000K

/M3		
/DM3		
/SM3		
/OCTO		
/DD		(DD1/DD2/DD3/DD4)



# Comfort LED CCT HP Downlight

Supplied c/w Remote Driver

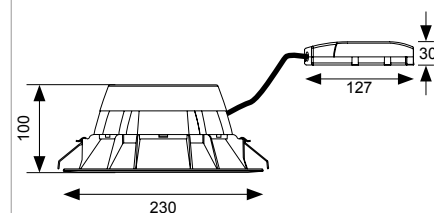


Temperatura de Color Seleccionable



Interruptor integral CCT que permite al instalador elegir entre las opciones de temperatura del color de 3000K o 4000K

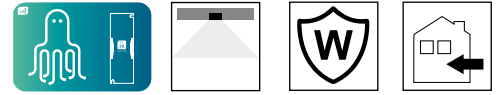
<b>ACOLED3/CCT</b>	LED	30W - 4000K / 3000K
<b>/M3</b>		
<b>/DM3</b>		
<b>/SM3</b>		
<b>/OCTO</b>		
<b>/DD</b>		(DD1/DD2/DD3/DD4)



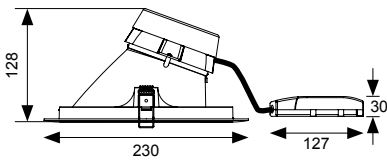
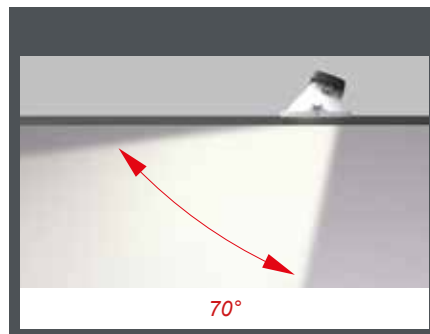
<b>W</b>	30W
<b>Lm/D</b>	
4000K	2789lm
3000K	2514lm
<b>Lm/W 4000K</b>	93lm
<b>Lm/W 3000K</b>	84lm
<b>CRI</b>	Ra 80
<b>CCT</b>	4000K
	3000K
<b>V</b>	230V
<b>Hz</b>	50Hz
<b>Temp</b>	-20°C to 25°C

# Comfort LED Wallwash

Driver Incluido



Powered by  
**TRIDONIC**  
enlightening your ideas



W	17W
Lm/D	
4000K	1187lm
3000K	1113lm
Lm/W 4000K	70lm
Lm/W 3000K	66lm
CRI	Ra 80
CCT	4000K
	3000K
V	220V-240V
Hz	50Hz
Temp	-20°C - 25°C

ACOLEDWW/CW	LED	17W - 4000K
ACOLEDWW/WW	LED	17W - 3000K

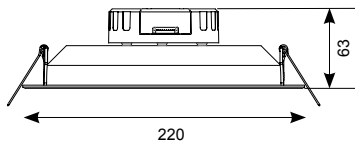
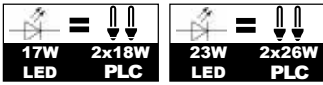
/OCTO		
/DD		(DD1/DD2/DD3/DD4)





# Vega LED Downlight

Driver Incluido



AVEGLED/1/WW



AVEGLED/1/CW

W	17W	23W
Lm/D		
4000K	1435lm	1946lm
3000K	1389lm	1860lm
Lm/W 4000K	84lm	84lm
Lm/W 3000K	82lm	83lm
CRI	Ra 80	
CCT	4000K 3000K	
V	220V-240V	
Hz	50/60Hz	
Temp	-5°C - 25°C	

<b>AVEGLED/1/CW</b>	LED	17W 4000K
<b>AVEGLED/2/CW</b>	LED	23W 4000K
<b>AVEGLED/1/WW</b>	LED	17W 3000K
<b>AVEGLED/2/WW</b>	LED	23W 3000K
<b>/M3</b>		





# Freska LED Downlight

Driver Incluido

112



AFRLED230/CW



AFRLED170/CW



AFRLED125/CW



AFRLED/M3/ST

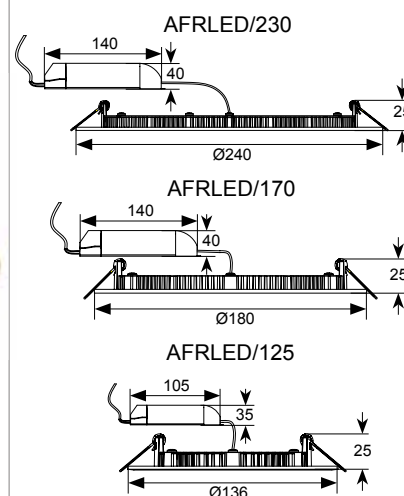
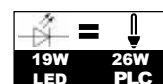
<b>AFRLED125/CW</b>	LED	10W 4000K
<b>AFRLED170/CW</b>	LED	13W 4000K
<b>AFRLED230/CW</b>	LED	19W 4000K

<b>AFRLED125/WW</b>	LED	10W 3000K
<b>AFRLED170/WW</b>	LED	13W 3000K
<b>AFRLED230/WW</b>	LED	19W 3000K

<b>AFRLED/M3/ST</b>	
---------------------	--

Batería

<b>ASBP/12</b>	7.2V 3000mAh Ni-cd Bateria de Repuesto
----------------	--



<b>W</b>	10W	13W	19W
----------	-----	-----	-----

<b>Lm/D</b>			
10W	618lm	534lm	
13W	916lm	795lm	
19W	1208lm	1152lm	

<b>Lm/W 10W</b>	62lm	59lm
<b>Lm/W 13W</b>	70lm	61lm
<b>Lm/W 19W</b>	64lm	61lm

<b>CRI</b>	Ra 80
------------	-------

<b>CCT</b>	4000K	3000K
------------	-------	-------

<b>V</b>	220V-240V
----------	-----------

<b>Hz</b>	50-60Hz
-----------	---------

<b>Temp</b>	-10°C - 40°C
-------------	--------------





# Lodi LED Slim Downlight

Driver Incluido

114



ALODLED/75/CW



ALODLED/95/WW

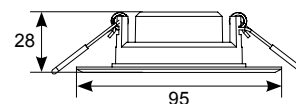
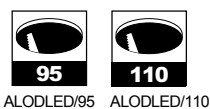
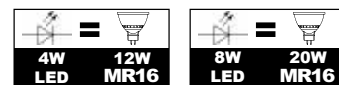


ALODLED/110/CW

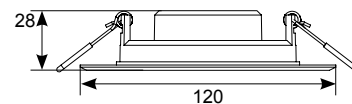
<b>ALODLED/75/CW</b>	LED	4W 4000K
<b>ALODLED/95/CW</b>	LED	8W 4000K
<b>ALODLED/110/CW</b>	LED	11W 4000K
<b>ALODLED/75/WW</b>	LED	4W 3000K
<b>ALODLED/95/WW</b>	LED	8W 3000K
<b>ALODLED/110/WW</b>	LED	11W 3000K

#### Accesorios

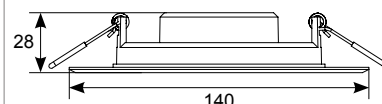
<b>ASLED/3NM</b>	LED	1.5W No Permanente
------------------	-----	--------------------



ALODLED/75



ALODLED/95



ALODLED/110

<b>W</b>	4W	8W	11W
<b>Lm/D</b>	4000K	3000K	
<b>4W</b>	307lm	286lm	
<b>8W</b>	620lm	589lm	
<b>11W</b>	740lm	683lm	
<b>Lm/W 4W</b>	77lm	71lm	
<b>Lm/W 8W</b>	79lm	76lm	
<b>Lm/W 11W</b>	68lm	62lm	
<b>CRI</b>	Ra 80		
<b>CCT</b>	4000K		
	3000K		
<b>V</b>	220V - 240V		
<b>Hz</b>	50Hz		
<b>Temp</b>	-15°C - 25°C		

# Lodi LED Slim Downlight

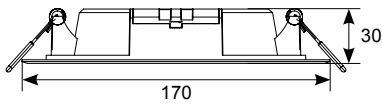
Driver Incluso



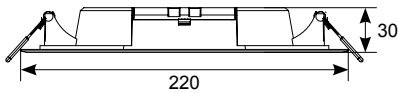
ALODLED/150



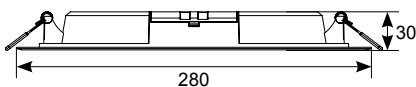
ALODLED/200 ALODLED/250



ALODLED/150



ALODLED/200



ALODLED/250



ALODLED/150/CW



ALODLED/200/WW



ALODLED/250/CW

W	16W	
	22W	
	25W	
Lm/D	4000K	3000K
16W	1089lm	1070lm
22W	1604lm	1527lm
25W	2035lm	1953lm
Lm/W 16W	72lm	66lm
Lm/W 22W	77lm	73lm
Lm/W 25W	85lm	80lm
CRI	Ra 80	
CCT	4000K	
	3000K	
V	220V - 240V	
Hz	50Hz	
Temp	-20°C - 25°C	

<b>ALODLED/150/CW</b>	LED	16W 4000K
<b>ALODLED/200/CW</b>	LED	22W 4000K
<b>ALODLED/250/CW</b>	LED	25W 4000K
<b>ALODLED/150/WW</b>	LED	16W 3000K
<b>ALODLED/200/WW</b>	LED	22W 3000K
<b>ALODLED/250/WW</b>	LED	25W 3000K

Accesorios

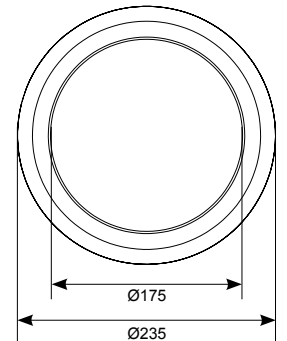
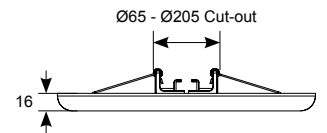
<b>ASLED/3NM</b>	LED	1.5W No Permanente
------------------	-----	--------------------



# Anzo MultiLED CCT Adjustable Downlight

Driver Incluido


116



W	10W/13W/16W		
Lm/D	3000K	4000K	6000K
10W	1027lm	1077lm	1045lm
13W	1309lm	1409lm	1351lm
16W	1492lm	1636lm	1555lm
Lm/W 10W	103lm	108lm	105lm
Lm/W 13W	101lm	108lm	104lm
Lm/W 16W	93lm	102lm	97lm
CRI	Ra 80		
CCT	3000K 4000K 6000K		
V	230V		
Hz	50Hz		
Temp	-20°C to 45°C		

ANZOLED/CCT LED 10W/13W/16W - 3000K/4000K/6000K





## Diseño de soporte ajustable

El innovador diseño de soporte permite la instalación en tamaños de corte variables, entre 65 y 205 mm, permitiendo una amplia gama de opciones de instalación



## Opción de montaje en superficie

El soporte integral también funciona como opción de montaje en superficie. Basta con desconectarlo de la carcasa del producto y atornillarlo al techo utilizando como guía el patrón de orificios pretaladrados; a continuación, con un sencillo sistema de giro, encaja el producto en su lugar



## Sistema sencillo de giro y bloqueo

Una vez que el soporte de montaje se ha fijado al techo, conecte el cable principal de corriente y encaje el producto en su lugar sobre el soporte utilizando el icono de giro y bloqueo como guía



## Interruptores seleccionables integrales de potencia y CCT

Dos interruptores integrales ubicados en la parte trasera de la carcasa permiten seleccionar las opciones de potencia de 10W, 13W y 16W. Esta opción, unida a la posibilidad adicional de seleccionar una temperatura de color de 3000K, 4000K o 6000K, garantiza su idoneidad para gran cantidad de aplicaciones



# Argo LED IP65 Downlight

Driver Incluido

118



AARGD/CW



AARGD/WW




AARGD/IP65BEZ/CH



AARGD/IP65BEZ/SC



AARGD/IP65BEZ/BL

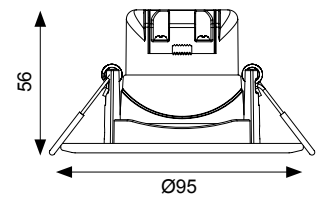
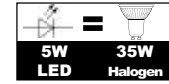


L N N L

<b>AARGD/CW</b>	LED	5W 4000K
<b>AARGD/WW</b>	LED	5W 3000K

Accesorios


<b>AARGD/IP65BEZ/CH</b>		CH
<b>AARGD/IP65BEZ/SC</b>		SC
<b>AARGD/IP65BEZ/BL</b>		BL



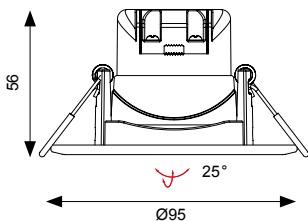
W	5W
Lm/D	
4000K	438lm
3000K	427lm
Lm/W 4000K	87lm
Lm/W 3000K	85lm
CRI	Ra 80
CCT Cool White	4000K
	3000K
V	220V-240V
Hz	50-60Hz
Temp	-10°C - 40°C

# Argo LED Gimbal

Driver Incluido



POLY



AARG/GIM/CW/W

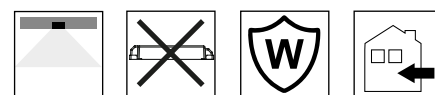


W	5W
Lm/D	
4000K	460lm
3000K	400lm
Lm/W 4000K	92lm
Lm/W 3000K	80lm
CRI	Ra 80
CCT Cool White	4000K 3000K
V	220V-240V
Hz	50-60Hz
Temp	-10°C - 40°C

AARG/GIM/CW/W	LED	5W 4000K
AARG/GIM/WW/W	LED	5W 3000K







AIGLED/CW



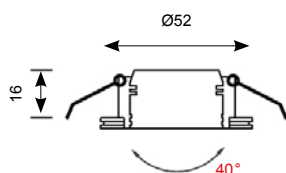
AIGLED/WW



AIGLED/CW/W



AIGLED/WW/W



W	3W
Lm/D	
4000K	172lm
3000K	141lm
Lm/W 4000K	31lm
Lm/W 3000K	28lm
CRI	Ra 80
CCT	4000K
	3000K
V	700mA
Hz	50-60Hz
Temp	-20°C - 25°C

<b>AIGLED/CW</b>	LED	3W - 4000K		<b>SC</b>
<b>AIGLED/WW</b>	LED	3W - 3000K		<b>SC</b>
<b>AIGLED/CW/W</b>	LED	3W - 4000K		<b>W</b>
<b>AIGLED/WW/W</b>	LED	3W - 3000K		<b>W</b>

Controladores

<b>AD3W/700</b>	3W 700mA LED Driver
<b>ADK12W/700</b>	12W 700mA LED Driver
<b>ADK20W/700</b>	20W 700mA LED Driver
<b>AMCD25W</b>	32W 700mA Regulable LED Driver
<b>AMCD50W</b>	50W 700mA Regulable LED Driver






# Signal Pro LED Lithium Emergencia Downlight

Driver Remoto y Baterías Incluidos

122



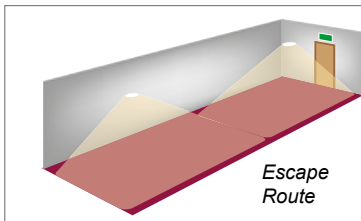
ASPRLED/LI/3M/DA  
Open Area Lens



ASPRLED/LI/3M/DA  
Escape Route Lens

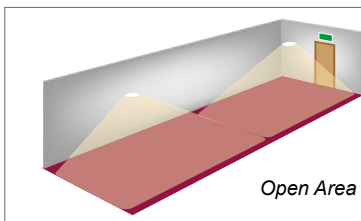


ASPRLED/LI/3M/DA  
Equipado, con el accesorio de placa convertidora incluido



Escape  
Route

***	Ruta de escape de 2m de ancho (1 Lux mínimo) *			
Altura de montaje (M)	Distancia lado largo a pared	Distancia lado largo a lado largo	Distancia lado ancho a pared	Distancia lado ancho a lado ancho
2.5	-	-	6	14
4	-	-	5.5	16
6	-	-	-	-



Open Area

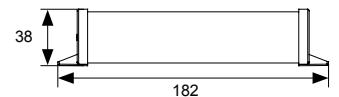

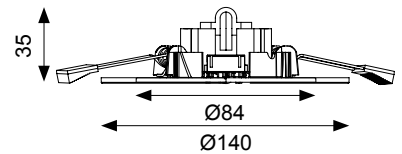
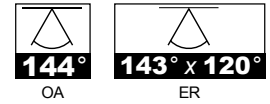
***	Zona abierta (Anti Pánico) (0.5 Lux Mínimo) *			
Altura de montaje (M)	Distancia lado largo a pared	Distancia lado largo a lado largo	Distancia lado ancho a pared	Distancia lado ancho a lado ancho
2.5	4	8	4	8
4	4.7	9	4.7	9
6	4.9	9.5	4.9	9.5

Según normativa Británica

ASPRLED/LI/3M/DA	LED	2.5W - No Permanente
------------------	-----	----------------------

Batería

ASBP/19	6.4V 1500mAh LiFePO4 Lithium Batería de Repuesto
---------	--

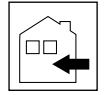


ASBP/19

W	2.5W
Lm/D	
OA	209lm
ER	201lm
CCT	6000K
V	220-240V
Hz	50Hz
Temp	5°C - 40°C

# Signal LED Emergencia Downlight

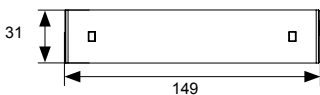
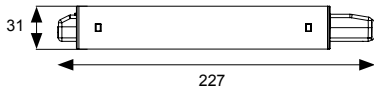
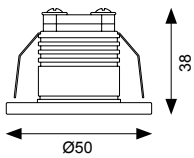
Driver Remoto y Baterías Incluidos



123



ASLED/3NM ASLED/3NM/B



ASBP/8



ASLED/3NM



ASLED/3NM/B

		Ruta de escape de 2m de ancho (1 Lux minimo) *			
		***	***	***	***
Altura de montaje (M)		Distancia lado largo a pared	Distancia lado largo a lado largo	Distancia lado ancho a pared	Distancia lado ancho a lado ancho
2.5	ASLED/3NM	3	8.5	3	8.5
4	ASLED/3NM	3	9	3	9
2.5	ASLED/3NM/B	2.7	7	2.7	7
4	ASLED/3NM/B	2.6	7.5	2.6	7.5

		Zona abierta (Anti Pánico) (0.5 Lux Minimo) *			
		***	***	***	***
Altura de montaje (M)		Distancia lado largo a pared	Distancia lado largo a lado largo	Distancia lado ancho a pared	Distancia lado ancho a lado ancho
2.5	ASLED/3NM	3.6	7.5	3.6	7.5
4	ASLED/3NM	3.6	10.5	3.6	10.5
6	ASLED/3NM	3.6	11	3.6	11
2.5	ASLED/3NM/B	3	6.3	3	6.3
4	ASLED/3NM/B	3	9	3	9
6	ASLED/3NM/B	3	10.5	3	10.5

Según normativa Británica

W	1.5W
Lm/D	
ASLED/3NM	100lm
ASLED/3NM/B	107lm
CCT	6500K
V	220V-240V
Hz	50-60Hz
Temp	0°C - 40°C

ASLED/3NM	LED	1.5W - No Permanente	W
ASLED/3NM/B	LED	1.5W - No Permanente	BL

Batería

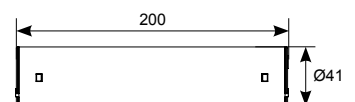
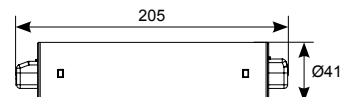
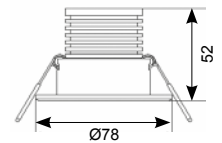
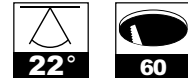
ASBP/8	3.6V 2Ah Ni-Cd Batería de Repuesto
--------	------------------------------------



# Beacon LED Downlight Orientable de Emergencia

Driver Remoto y Baterías Incluidos

124



ASBP/9

Ruta de escape de 2m de ancho (1 Lux mínimo) *					
***					
Altura de montaje (M)	Distancia lado largo a pared	Distancia lado largo a lado largo	Distancia lado ancho a pared	Distancia lado ancho a lado ancho	
2.5	2	5.25	2	5.25	
4	2.5	6.5	2.5	6.5	
6	-	-	-	-	

Zona abierta (Anti Pánico) (0.5 Lux Mínimo) *					
***					
Altura de montaje (M)	Distancia lado largo a pared	Distancia lado largo a lado largo	Distancia lado ancho a pared	Distancia lado ancho a lado ancho	
2.5	2.25	5.7	2.25	5.7	
4	2.5	7.1	2.5	7.1	
6	3	8.25	3	8.25	

Según normativa Británica

ABLED/3NM	LED	5W - No Permanente
-----------	-----	--------------------

Batería

ASBP/9	3.6V 4.5Ah Ni-Cd Batería de Repuesto
--------	--------------------------------------

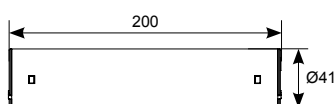
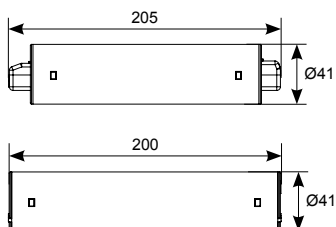
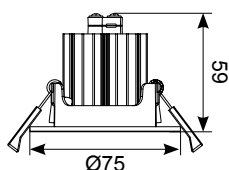
W	5W
Lm/D	248lm
CCT	6500K
V	220V-240V
Hz	50-60Hz
Temp	0°C - 40°C

# Beacon LED Downlight Fijo de Emergencia

Driver Remoto y Baterías Incluidos



125



ASBP/9

		Ruta de escape de 2m de ancho (1 Lux minimo) *			
		***	***	***	***
	Altura de montaje (M)	Distancia lado largo a pared	Distancia lado largo a lado largo	Distancia lado ancho a pared	Distancia lado ancho a lado ancho
	2.5	-	-	3	9.5
	4	-	-	3.3	11.5
	6	-	-	-	-

		Zona abierta (Anti Pánico) (0.5 Lux Minimo) *			
		***	***	***	***
	Altura de montaje (M)	Distancia lado largo a pared	Distancia lado largo a lado largo	Distancia lado ancho a pared	Distancia lado ancho a lado ancho
	2.5	3.5	8.9	3.5	8.9
	4	4	11.4	4	11.4
	6	4.5	12.9	4.5	12.9

Según normativa Británica

W	5W
Lm/D	
E mode	316lm
CCT	6500K
V	230V
Hz	50Hz
Temp	0°C - 40°C

ABFLED/3NM	LED	5W - No Permanente
------------	-----	--------------------

Batería

ASBP/9	3.6V 4.5Ah Ni-Cd Bateria de Repuesto
--------	--------------------------------------



# Raven LED Lithium Emergencia Downlight

Driver Remoto y Baterías Incluidos

126




Downlight de emergencia con inversor integral y batería



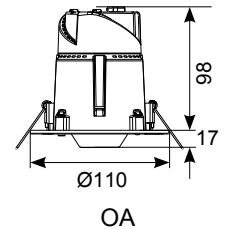
ARALED/ER/3NM/ST



ARALED/OA/3NM/ST

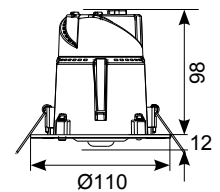


***	Ruta de escape de 2m de ancho (1 Lux minimo) *			
Altura de montaje (M)	Distancia lado largo a pared	Distancia lado largo a lado largo	Distancia lado ancho a pared	Distancia lado ancho a lado ancho
2.5	-	-	4	10
4	-	-	3	11
6	**	**	**	**



OA

***	Zona abierta (Anti Pánico) (0.5 Lux Minimo) *			
Altura de montaje (M)	Distancia lado largo a pared	Distancia lado largo a lado largo	Distancia lado ancho a pared	Distancia lado ancho a lado ancho
2.5	2.5	4.88	2.5	4.88
4	2.8	6.69	2.8	6.69
6	2	8.5	2	8.5



ER

Según normativa Británica

ARALED/ER/3NM/ST	LED	3W - No-Permanente ER
ARALED/OA/3NM/ST	LED	3W - No-Permanente OA

Batería

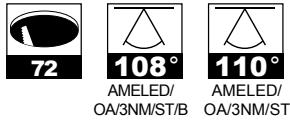
ASBP/14	3.2V 2600mA Li-FePO4 Lithium Batería de Repuesto
---------	--

W	3W
Lm/D	
ARALED/OA/3NM/ST	114lm
ARALED/ER/3NM/ST	90lm
CCT	6500K
V	220-240V
Hz	50-60Hz
Temp	0C° - 40C°



# Merlin LED Emergencia Downlight

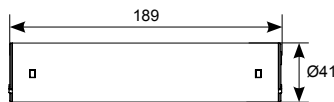
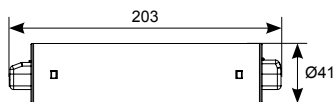
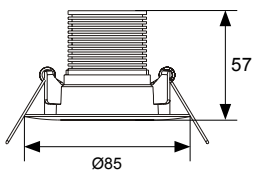
Driver Remoto y Baterías Incluidos



AMELED/OA/3NM/ST



AMELED/ER/3NM/ST/B



ASBP/9

		Ruta de escape de 2m de ancho (1 Lux mínimo) *			
		***	□	□	□
Altura de montaje (M)		Distancia lado largo a pared	Distancia lado largo a lado largo	Distancia lado ancho a pared	Distancia lado ancho a lado ancho
2.5	AMELED/ER/3NM/ST	-	-	5.5	14
4	AMELED/ER/3NM/ST/B	-	-	7.5	19.6
2.5		-	-	5	14
4		-	-	7	19.5

		Zona abierta (Anti Pánico) (0.5 Lux Mínimo) *			
		***	□	□	□
Altura de montaje (M)		Distancia lado largo a pared	Distancia lado largo a lado largo	Distancia lado ancho a pared	Distancia lado ancho a lado ancho
2.5	AMELED/OA/3NM/ST	3	6.5	3	6.5
4		4	9.5	4	9.5
6		5	11.5	5	11.5
2.5	AMELED/OA/3NM/ST/B	3	6	3	6
4		4	9	4	9
6		4.5	10	4.5	10

Según normativa Británica

AMELED/ER/3NM/ST	LED	5W - No-Permanente ER	● W
AMELED/OA/3NM/ST	LED	5W - No-Permanente OA	● W
AMELED/ER/3NM/ST/B	LED	5W - No-Permanente ER	● BL
AMELED/OA/3NM/ST/B	LED	5W - No-Permanente OA	● BL

Batería

ASBP/9	3.6V 4.5Ah Ni-Cd Batería de Repuesto
--------	--------------------------------------

W	5W
Lm/D	/B
AMELED/OA/3NM/ST	245lm 191lm
AMELED/ER/3NM/ST	206lm 229lm
CCT	6500K
V	230V
Hz	50/60Hz
Temp	0°C - 45°C



# IP65 Falcon LED Superficie Emergencia Downlight

Driver Remoto y Baterías Incluidos

128



AFALED/3NM/ST/IP65



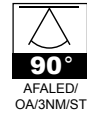
AFALED/3NM/ST/IP65/B



Open Area Lens



Escape Route Lens



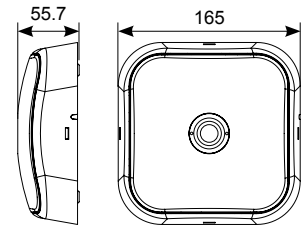
AFALED/OA/3NM/ST



AFALED/ER/3NM/ST



AFALED/ER/3NM/ST/B



		Ruta de escape de 2m de ancho (1 Lux minimo) *			
		***	***	***	***
Altura de montaje (M)		Distancia lado largo a pared	Distancia lado largo a lado largo	Distancia lado ancho a pared	Distancia lado ancho a lado ancho
AFALED/ER/3NM/ST	2.5	-	-	4.2	10
	4	-	-	4.25	12
AFALED/ER/3NM/ST/B	2.5	-	-	4	9.5
	4	-	-	3.6	11

		Zona abierta (Anti Pánico) (0.5 Lux Minimo) *			
		***	***	***	***
Altura de montaje (M)		Distancia lado largo a pared	Distancia lado largo a lado largo	Distancia lado ancho a pared	Distancia lado ancho a lado ancho
AFALED/OA/3NM/ST	2.5	2.5	5	2.5	5
	4	3.5	7.1	3.5	7.1
	6	4	9.8	4	9.8
AFALED/OA/3NM/ST/B	2.5	2.5	4.8	2.5	4.8
	4	3.5	6.8	3.5	6.8
	6	4	9.8	4	9.8

Según normativa Británica

<b>AFALED/3NM/ST/IP65</b>	LED	3W - No-Permanente	● W
<b>AFALED/3NM/ST/IP65/B</b>	LED	3W - No-Permanente	● B

Batería

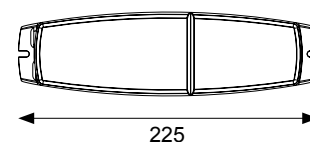
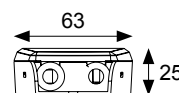
<b>ASBP/10</b>	3.6V 3Ah Ni-Cd Batería de Repuesto
----------------	------------------------------------

W	3W
Lm/D	/B
AFALED/OA/3NM/ST	152lm 142lm
AFALED/ER/3NM/ST	138lm 116lm
CCT	6500K
V	220V-240V
Hz	50-60Hz
Temp	0C° - 40C°



# Hawk Universal Lithium Emergency Kit

130



<b>Tensión directa</b>	18V	23V	28V	33V	38V	43V
<b>Corriente de salida</b>	59mA	60mA	60mA	62mA	62mA	62mA
<b>Potencia de salida</b>	1.06W	1.38W	1.68W	2.05W	2.36W	2.67W

<b>Tensión directa</b>	48V	53V	54V	55V	56V	60V
<b>Corriente de salida</b>	62mA	62mA	62mA	62mA	62mA	62mA
<b>Potencia de salida</b>	2.98W	3.29W	3.35W	3.41W	3.47W	3.70W

AHUEMKIT/LI

Permanente / No Permanente - Universal Emergency Pack



ACFLP/3 LED - Permanente / No Permanente

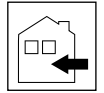
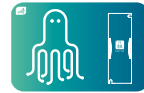




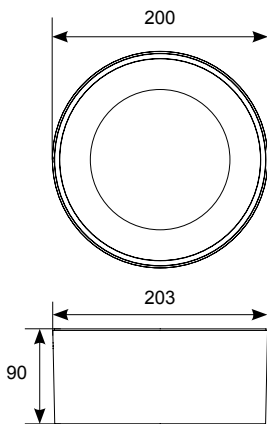
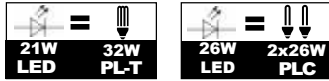


# Comfort LED Downlight Superficie con Temperatura de Color Regulable

Driver Incluido



133



Powered by  
**TRIDONIC**  
enlightening your ideas



W	21W	26W
Lm/D		
4000K	1931lm	2430lm
3000K	1796lm	2352lm
Lm/W 4000K	92lm	94lm
Lm/W 3000K	85lm	91lm
CRI	Ra 80	
CCT	3000K 4000K	
V	230V	
Hz	50/60Hz	
Temp	-20°C - 50°C	

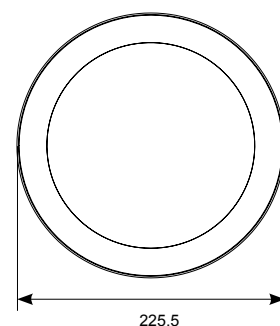
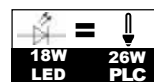
ASCOLED/1/CCT	LED	21W - 4000K/3000K
ASCOLED/2/CCT	LED	26W - 4000K/3000K
/OCTO		
/DD		(DD1/DD2/DD3/DD4)



# Freska Superficie LED Downlight

Driver Incluido

134



<b>ASFRLED230/CW</b>	LED	18W 4000K
<b>ASFRLED230/MW</b>	LED	18W 3000K

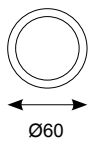
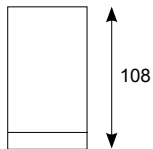
<b>W</b>	18W
<b>Lm/D</b>	
4000K	1368lm
3000K	1273lm
<b>Lm/W 4000K</b>	76lm
<b>Lm/W 3000K</b>	70lm
<b>CRI</b>	Ra 80
<b>CCT</b>	4000K 3000K
<b>V</b>	220V-240V
<b>Hz</b>	50-60Hz
<b>Temp</b>	-20°C - 40°C

# Rieti LED Downlight Superficie

Driver Incluso



135



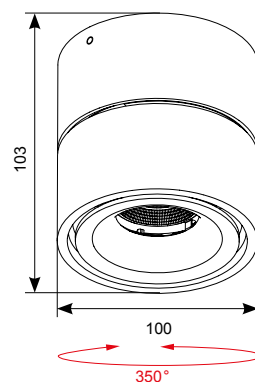
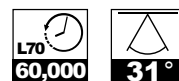
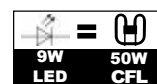
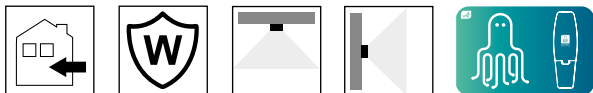
<b>W</b>	<b>8W</b>
<b>Lm/D</b>	
4000K	659lm
3000K	607lm
<b>Lm/W 4000K</b>	<b>82lm</b>
<b>Lm/W 3000K</b>	<b>76lm</b>
<b>CRI</b>	<b>Ra 90</b>
<b>CCT</b>	4000K
	3000K
<b>V</b>	<b>230V</b>
<b>Hz</b>	<b>50Hz</b>
<b>Temp</b>	<b>-20°C - 25°C</b>

<b>ARIELED/CW</b>	LED	8W - 4000K
<b>ARIELED/WW</b>	LED	8W - 3000K



# Uni LED

Driver Incluido



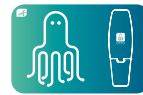
W	9W
Lm/D	645lm
Lm/W	72lm
CRI	Ra 80
CCT	3000K
V	220V-240V
Hz	50-60Hz
Temp	-10°C - 40°C

AUNIVLED	LED	9W 3000K
----------	-----	----------



# Novara Superficie GU10

Lâmpara No Incluída



137



GU10 LED

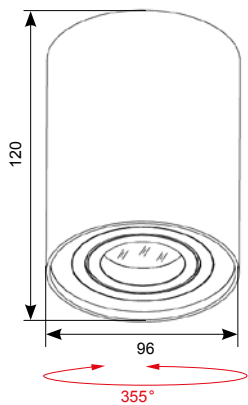
AL




ANSGU10/SC



ANSGU10/W



ANSGU10/W	GU10	50W	 W
ANSGU10/SC	GU10	50W	 SC





## INNOVADORA ACCIÓN INTUMESCENTE

*Este diseño registrado y patentado incorpora una reacción intumescente única que sella la luminaria y su hueco de empotramiento para mantener la protección contra el fuego indicada.*


*En comparación con los diseños actuales en cajas cerradas con clasificación contra el fuego, iCage Mini y sus componentes funcionan en un entorno más fresco y no dependen de bombillas con disipación delantera del calor para proporcionar unas temperaturas más bajas de funcionamiento.*



Normal Operation



Activated Intumescent



**Part B**  
**Test Nos.**  
 30 Minutes Chilt/A/12229  
 60 Minutes Chilt/A/12230  
 90 Minutes Chilt/A/12231

**Part C**  
**Test Nos.**  
 P100567

**Part E**  
**Test No.**  
 BRE/254782



Blanco mate

Blanco

Latón

Cromo

Cromo satinado

Latón envejecido

Negro




# iCage Mini 50W GU10 Die-Cast Downlight

Lámpara No Incluida



140



AMICD/W



AMICD/MW



AMICD/BR



AMICD/CH



AMICD/SC



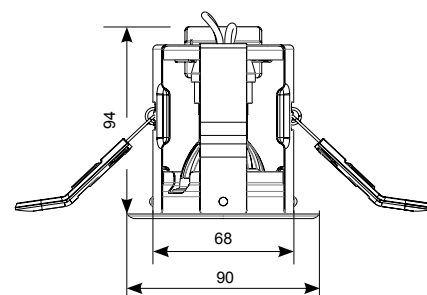
AMICD/AB



AMICD/BLC



AMICD/W	GU10	50W		W
AMICD/MW	GU10	50W		MW
AMICD/BR	GU10	50W		BR
AMICD/CH	GU10	50W		CH
AMICD/SC	GU10	50W		SC
AMICD/AB	GU10	50W		AB
AMICD/BLC	GU10	50W		BLC








# iCage Mini 50W GU10 Die-Cast Gimbal

Lámpara No Incluida

142



AMICG/W



AMICG/MW




AMICG/BR




AMICG/CH




AMICG/SC



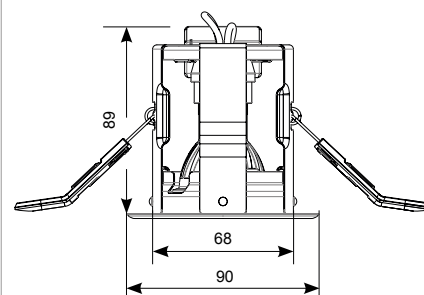
AMICG/AB




AMICG/BLC



AMICG/W	GU10	50W	● W
AMICG/MW	GU10	50W	● MW
AMICG/BR	GU10	50W	● BR
AMICG/CH	GU10	50W	● CH
AMICG/SC	GU10	50W	● SC
AMICG/AB	GU10	50W	● AB
AMICG/BLC	GU10	50W	● BLC





AMICD/IP65/W



AMICD/IP65/MW



AMICD/IP65/BR



AMICD/IP65/CH



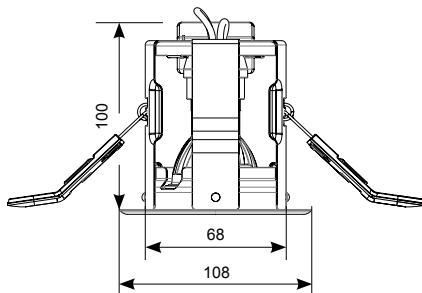
AMICD/IP65/SC



AMICD/IP65/AB



AMICD/IP65/BLC



AMICD/IP65/W	GU10	50W		W
AMICD/IP65/MW	GU10	50W		MW
AMICD/IP65/BR	GU10	50W		BR
AMICD/IP65/CH	GU10	50W		CH
AMICD/IP65/SC	GU10	50W		SC
AMICD/IP65/AB	GU10	50W		AB
AMICD/IP65/BLC	GU10	50W		BLC



**Part B**  
Test Nos.  
90 Minutes - Exova 376484/B



**bre**

**Part C**  
Air Tightness

**Part C**  
Test Nos.  
BRE P107853-1001



**bre**

**Part E**  
Passage of Sound  
- Acoustics

**Part E**  
Test No.  
BRE P107853-1000



**bre**

EXOVA



**IP65 Downlight**



**IP20 Gimbal**

# Edge GU10 Resistente al Fuego Downlight

Lámpara No Incluida



145



AEFRD/MW



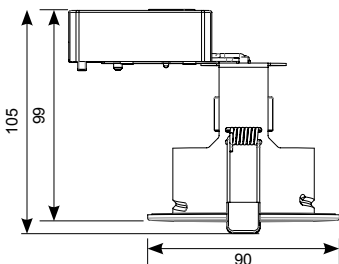
AEFRD/CH



AEFRD/SC



GU10 LED GU10 Halogen



AEFRD/MW	GU10	50W		MW
AEFRD/CH	GU10	50W		CH
AEFRD/SC	GU10	50W		SC

#### Accesorios

AEFRISD	Soporte de aislamiento para downlight
---------	---------------------------------------






# Edge GU10 Resistente al Fuego Gimbal

Lámpara No Incluida

146



**EDGE**<sup>TM</sup>  
GU10/FRO



AEFRG/MW



AEFRG/CH



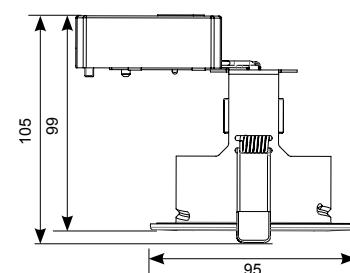
AEFRG/SC



<b>AEFRG/MW</b>	GU10	50W	<b>MW</b>
<b>AEFRG/CH</b>	GU10	50W	<b>CH</b>
<b>AEFRG/SC</b>	GU10	50W	<b>SC</b>

Accesorios

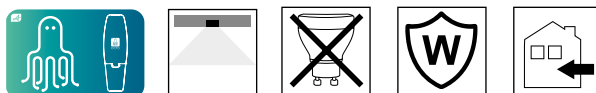
<b>AEFRISG</b>	Soporte de aislamiento del cardán
----------------	-----------------------------------






# Edge GU10 IP65 Resistente al Fuego Downlight

Lámpara No Incluida



147



AEFRD/IP65/MW



AEFRD/IP65/CH

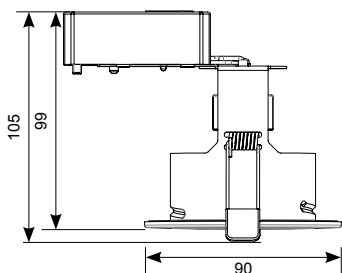


AEFRD/IP65/SC



GU10 LED

GU10 Halogen



<b>AEFRD/IP65/MW</b>	GU10	50W -	<b>MW</b>
<b>AEFRD/IP65/CH</b>	GU10	50W -	<b>CH</b>
<b>AEFRD/IP65/SC</b>	GU10	50W -	<b>SC</b>

#### Accesorios

<b>AEFRISD</b>	Soporte de aislamiento para downlight
----------------	---------------------------------------



# Lyric GU10

Lámpara No Incluida

148



ALGU10/1



ALGU10/1/MW



ALGU10/2/MW



ALGU10/2



ALGU10/3



ALGU10/3/MW

ALGU10/1	GU10	1 x 50W	● BS
ALGU10/2	GU10	2 x 50W	● BS
ALGU10/3	GU10	3 x 50W	● BS

ALGU10/1/MW	GU10	1 x 50W	● MW
ALGU10/2/MW	GU10	2 x 50W	● MW
ALGU10/3/MW	GU10	3 x 50W	● MW



90x90  
ALGU10/1



170x90  
ALGU10/2



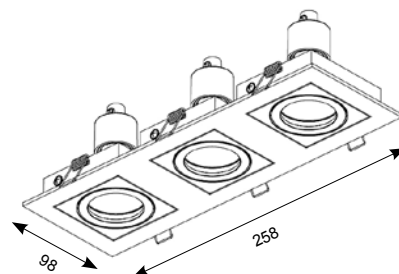
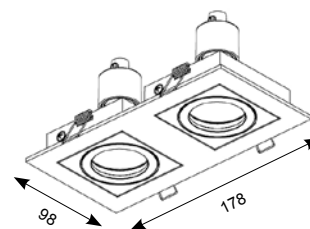
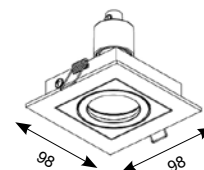
250x90  
ALGU10/3



GU10 LED



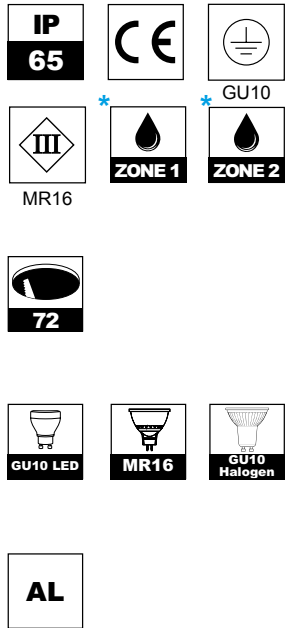
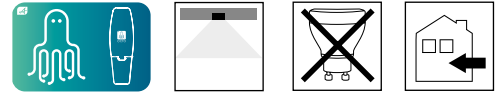
GU10 Halogen



Depth less stirrup bracket: 24  
Depth with stirrup fitted: 125

# IP65 GU10/MR16 Die-Cast Bathroom Downlight

Lámpara No Incluída



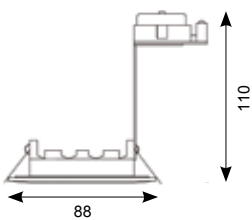
ABD/W



ABD/CH



ABD/SC

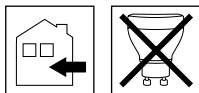


ABD/W	GU10/MR16	50W	● W
ABD/CH	GU10/MR16	50W	● CH
ABD/SC	GU10/MR16	50W	● SC

# Kit de Conversión Baja Tensión y GU10

Lámpara No Incluida

150



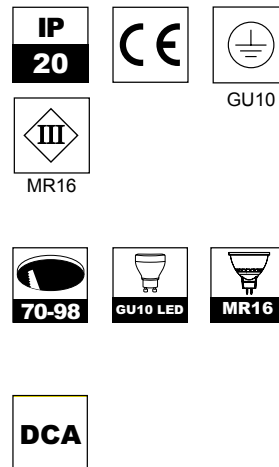
ACP/W



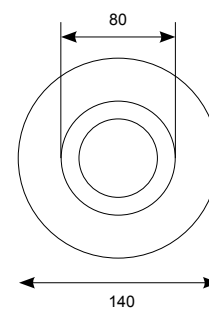
ACP/CH



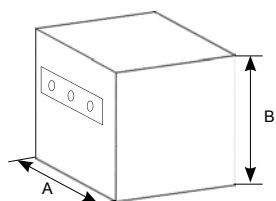
ACP/SC



<b>ACP/W</b>	MR16 or GU10	50W	● W
<b>ACP/CH</b>	MR16 or GU10	50W	● CH
<b>ACP/SC</b>	MR16 or GU10	50W	● SC



## Fire Hoods



ADLC/\*

Al seleccionar el tamaño de fuego requerido, asegúrese que deja los siguientes espacios libres mínimos requeridos alrededor del foco:

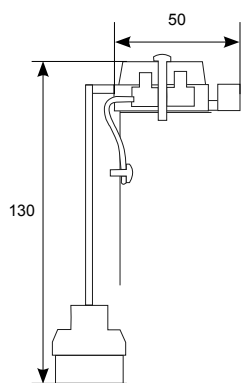
Horizontal: 40 mm  
Vertical: 15mm



ADLC

	A	B
<b>ADLC/0</b>	150 x 120	
<b>ADLC/1</b>	130 x 70	
<b>ADLC/2</b>	130 x 100	
<b>ADLC/4</b>	180 x 130	
<b>ADLC/6</b>	260 x 120	
<b>ADLC/7</b>	260 x 230	
<b>ADLC/8</b>	300 x 170	
<b>ADLC/9</b>	350 x 230	

## Portalámparas



ASGU10L



ASGU10L

ASGU10L

GU10 Portalámparas



# Circuito de 24 V

## Sistema de rieles con conexión de encaje y bloqueo

24V Carril



153

24V Accesorios



154

Unidad de seguimiento Mini 24V



155

## Circuito de 24 V con sistema de planificación de rieles



Live End



Straight Connector



Adjustable Connector



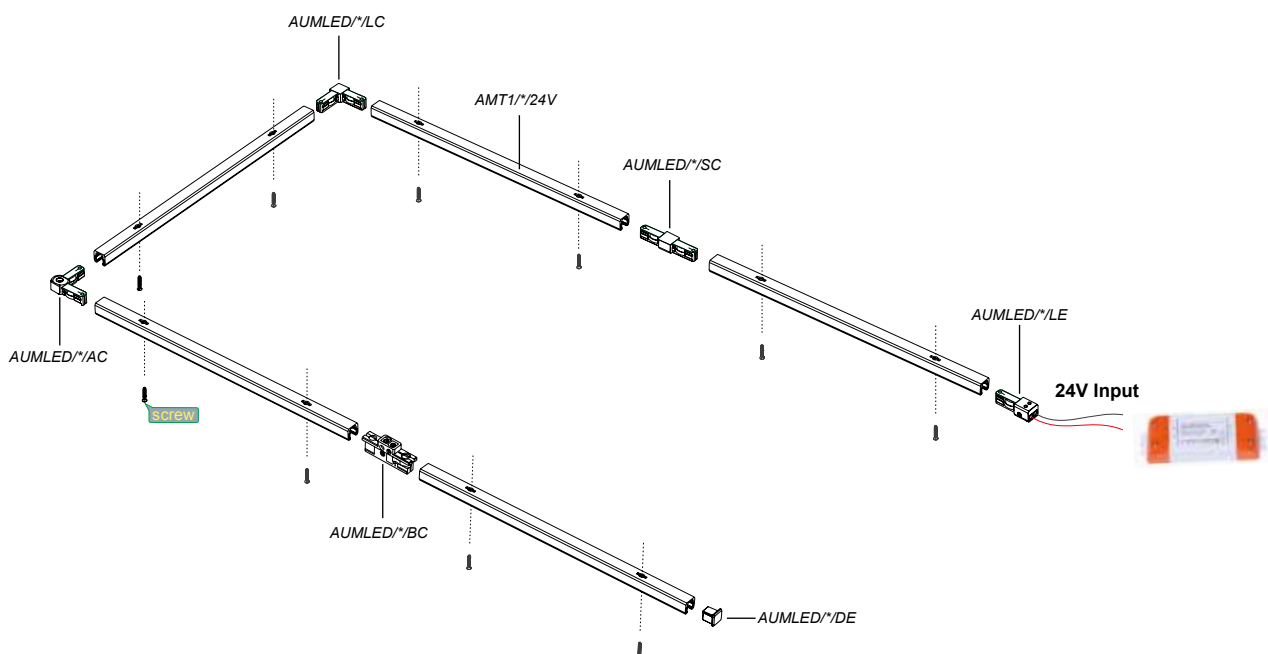
Butt Connector



L Shape Connector

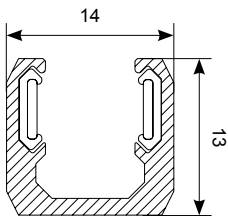
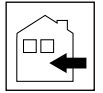




Dead End



# Carril de circuito único Mini 24V

Suministrado completo con Vida y tapa final



<b>AMT1/W/24V</b>	1 M - 	W		
<b>AMT1/B/24V</b>	1 M - 	B		
<b>ADK15W/24V</b>	15W	123	45	19
<b>ADK60W/24V</b>	60W	180	52	36
<b>ADK120W/24V</b>	120W	300	40	30
<b>ADK200W/24V</b>	200W	207	37	68.5

# Unity Mini de 24 V, accesorios para el foco ajustable



154



• Amplia gama de accesorios para el foco ajustable del Mini de 24 V



Conector de extremo abierto

AUMLED/W/LE		W
AUMLED/B/LE		B





Conector directo

AUMLED/W/SC		W
AUMLED/B/SC		B



Conector ajustable

AUMLED/W/AC		W
AUMLED/B/AC		B





Empalme termoretráctil

AUMLED/W/BC		W
AUMLED/B/BC		B





Conector en forma de «L»

AUMLED/W/LC		W
AUMLED/B/LC		B

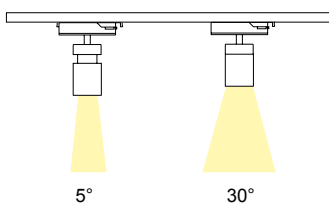
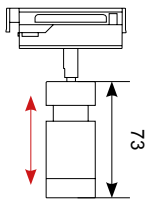
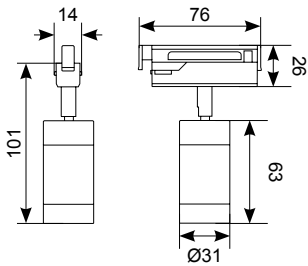
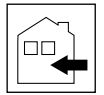


Extremo con tope

AUMLED/W/DE		W
AUMLED/B/DE		B

# Unidad de Seguimiento Ajustable Mini 24V

Driver Incluido



AUMLED/B/WW

AUMLED/W/CW



el cabezal del foco se prolonga reduciendo la emisión de luz hasta un haz de 5°; de esa manera, se crea una iluminación altamente eficiente y uniforme

El diseño fino y ultracompacto brinda una apariencia moderna y discreta

W	7W	
Lm/D	30°	5°
4000K	267lm	146lm
3000K	225lm	144lm
Lm/W 4000K	38lm	21lm
Lm/W 3000K	36lm	21lm
CRI	Ra 90	
CCT	4000K 3000K	
V	230V	
Hz	50Hz	
Temp	-20°C to 25°C	

<b>AUMLED/W/CW</b>	LED	7W - 4000K -	● W
<b>AUMLED/B/CW</b>	LED	7W - 4000K -	● B
<b>AUMLED/W/WW</b>	LED	7W - 3000K -	● W
<b>AUMLED/B/WW</b>	LED	7W - 3000K -	● B

# Circuito simple

156

## Sistema de orugas y superficies con ajuste push y conexión de bloqueo



157

GU10 Mains Voltage Track Pack



158

Como 50W GU10 Mains



159

Dara 50W GU10 Mains



160

Zita 50W GU10 Mains



161

Lanzia 50W GU10 Mains



164

Mains Track and Accessories



167

Unity 1 Low Profile Mains



168

Unity 2 Low Profile Mains



169

Unity 0 LED Mains



170

Unity 1 LED Mains



172

Unity 2 LED Mains



174

Unity 3 LED Mains



175

Unity 4 LED Mains



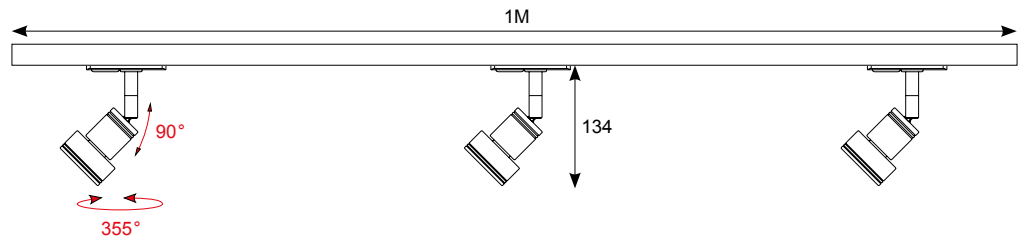
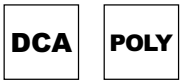
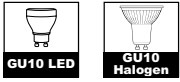
176

Unity Wallwash Mains



# Single Circuit GU10 Mains Voltage Track Pack

Lámpara No Incluida



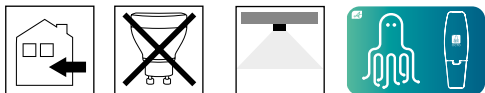
<b>AMTP1/W</b>	GU10	3 x 50W	● W
<b>AMTP1/SS</b>	GU10	3 x 50W	● SS



# Single Circuit Como 50W GU10 Mains

Lámpara No Incluida

158



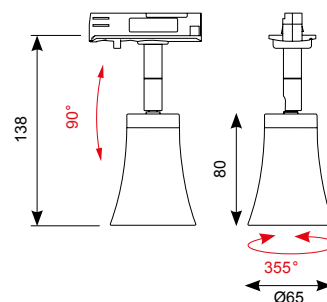
ACOGU10S/SS




ACOGU10S/W



ACOGU10S/B



AMT1/\*\*



AMON/GU10/\*\*



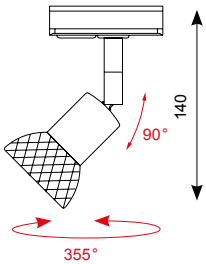
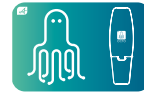
ACOGU10S/W	GU10	50W	● W
ACOGU10S/B	GU10	50W	● B
ACOGU10S/SS	GU10	50W	● SS

Accesorios

AMON/GU10/W	● W
AMON/GU10/B	● B
AMON/GU10/SS	● SS

# Single Circuit Dara 50W GU10 Mains

Lâmpara No Incluída



ADGU10S/SS



ADGU10S/W



ADGU10S/B



ADGU10S/W	GU10	50W	● W
ADGU10S/B	GU10	50W	● B
ADGU10S/SS	GU10	50W	● SS

Accesorios

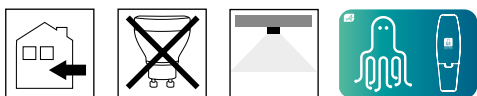
AMON/GU10/W	● W
AMON/GU10/B	● B
AMON/GU10/SS	● SS



# Proyector Monofásico Zita 50W GU10 Mains

Lámpara No Incluida

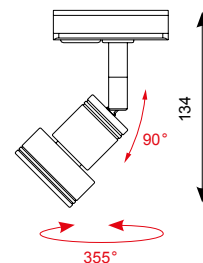
160



AZGU10S/W



AZGU10S/SS



AMT1/\*\*



AMON/GU10/\*\*



AZGU10S/W	GU10	50W	● W
AZGU10S/SS	GU10	50W	● SS

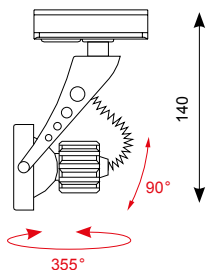
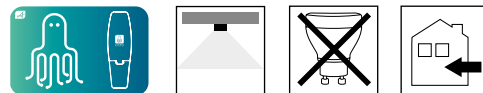
Accesorios

AMON/GU10/W	● W
AMON/GU10/SS	● SS

AZTR/W	● W
AZTR/SS	● SS

# Proyector Monfásico Lanzia 50W GU10 Mains

Lámpara No Incluida



ALGU10S/B



ALGU10S/SS



ALGU10S/W



ALGU10S/W	GU10	50W	● W
ALGU10S/B	GU10	50W	● B
ALGU10S/SS	GU10	50W	● SS

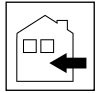
Accesorios

AMON/GU10/W	● W
AMON/GU10/B	● B
AMON/GU10/SS	● SS





# Mains Voltage 16A Single Circuit Track



AMT1/W

AMT1/SS

AMT1/B



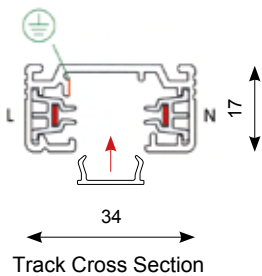
AMTLE/PL/SS



AMTDE/SS



AMTINS/\*\*



1m	AMT1/W	● W
	AMT1/B	● B
	AMT1/SS	● SS

2m	AMT2/W	● W
	AMT2/B	● B
	AMT2/SS	● SS

Accesorios

2m	AMTINS/W	● W
	AMTINS/B	● B
	AMTINS/SS	● SS



# Mains Voltage 16A Single Circuit Track Accessories

164



Flexible incoming wiring access



Extremo con corriente:  
toma de tierra izquierda

AMTLE/PL/W	W
AMTLE/PL/B	B
AMTLE/PL/SS	SS



Extremo sin corriente  
Toma de tierra a la  
derecha

AMTLE/PR/W	W
AMTLE/PR/B	B
AMTLE/PR/SS	SS



Conector de tope

AMTBC/W	W
AMTBC/B	B
AMTBC/SS	SS



Conector recto

AMTSC/W	W
AMTSC/B	B
AMTSC/SS	SS



Conector X

AMTXC/W	W
AMTXC/B	B
AMTXC/SS	SS



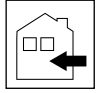
Extremo sin corriente

AMTDE/W	W
AMTDE/B	B
AMTDE/SS	SS



AULEDS3/SS

# Mains Voltage 16A Single Circuit Track Accessories



Conector L: toma de tierra dentro

AMTLC/PI/W	W
AMTLC/PI/B	B
AMTLC/PI/SS	SS



Conector L: toma de tierra fuera

AMTLC/PO/W	W
AMTLC/PO/B	B
AMTLC/PO/SS	SS



Adaptador de rail de 6A con abrazadera para el cable

AMTTC/PI/W	W
AMTTC/PI/B	B
AMTTC/PI/SS	SS

AMTTC/PO/W	W
AMTTC/PO/B	B
AMTTC/PO/SS	SS

Conector T: toma de tierra dentro

Conector T: toma de tierra fuera



Conector flexible

AMTA/W	W
AMTA/B	B
AMTA/SS	SS

AMTFC/W	W
AMTFC/B	B
AMTFC/SS	SS



Kit de suspensión

AMTSK



Monopunto de superficie

AMON/GU10/W	W
AMON/GU10/B	B
AMON/GU10/SS	SS

(Diameter 120mm x Depth 25mm)

# Sistema de planificación para raíles de Circuito simple



AMTLE/PL/



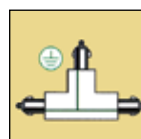
AMTLE/PR/



AMTLC/PO/



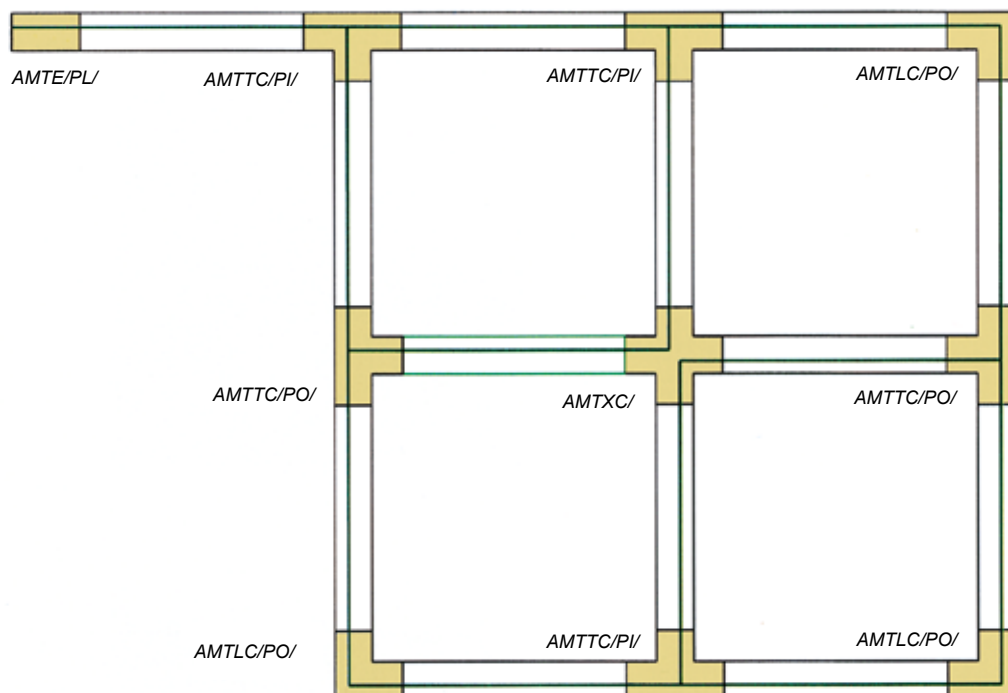
AMTLC/PI/



AMTTC/PI/



AMTTC/PO/





# Single Circuit Low Profile Unity 1 LED Track

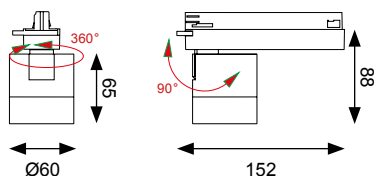
Driver Incluso



AULEDLP1/W



AULEDLP1/B



W	12W
Lm/D	
4000K	632lm
3000K	623lm
Lm/W 4000K	53lm
Lm/W 3000K	52lm
CRI	Ra 90
CCT	4000K
	3000K
V	230V
Hz	50Hz
Temp	-20°C to 25°C

AULEDLP1/W	LED	12W - 4000K -	● W
AULEDLP1/B	LED	12W - 4000K -	● B
AULEDLP1/WW/W	LED	12W - 3000K -	● W
AULEDLP1/WW/B	LED	12W - 3000K -	● B



# Single Circuit Low Profile Unity 2 LED Track

Supplied c/w Integral driver

168

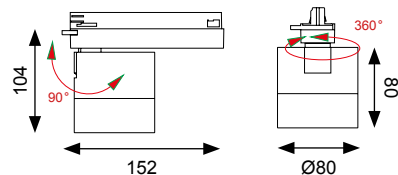


AULEDLP2/W



AULEDLP2/B

<b>AULEDLP2/W</b>	LED	22W - 4000K - 	W
<b>AULEDLP2/B</b>	LED	22W - 4000K - 	B
<b>AULEDLP2/WW/W</b>	LED	22W - 3000K - 	W
<b>AULEDLP2/WW/B</b>	LED	22W - 3000K - 	B



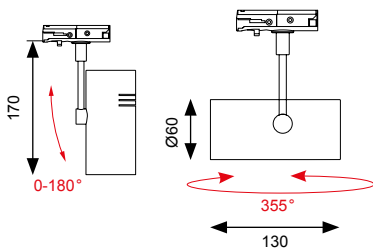
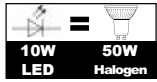
W	22W
Lm/D	
4000K	1564lm
3000K	1426lm
Lm/W 4000K	71lm
Lm/W 3000K	65lm
CRI	Ra 90
CCT	4000K
	3000K
V	230V
Hz	50Hz
Temp	-20°C to 25°C

# Single Circuit Unity 0 LED Mains

Driver Incluido



169



W	10W
Lm/D	
4000K	691lm
3000K	629lm
Lm/W 4000K	69lm
Lm/W 3000K	63lm
CRI	Ra 90
CCT	4000K 3000K
V	220V-240V
Hz	50Hz
Temp	-20°C - 25°C



AULEDS0/CW/W



AULEDS0/CW/B



AULEDS0/CW/SS

AULEDS0/CW/W	LED	10W 4000K	● W
AULEDS0/CW/B	LED	10W 4000K	● B
AULEDS0/CW/SS	LED	10W 4000K	● SS
AULEDS0/WW/W	LED	10W 3000K	● W
AULEDS0/WW/B	LED	10W 3000K	● B
AULEDS0/WW/SS	LED	10W 3000K	● SS

#### Accesorios

AMON/GU10/W	● W
AMON/GU10/B	● B
AMON/GU10/SS	● SS
AUTRA/50/40	50mm 40° Reflector Accessory



# Single Circuit Unity 1 LED Mains

Driver Incluido

170



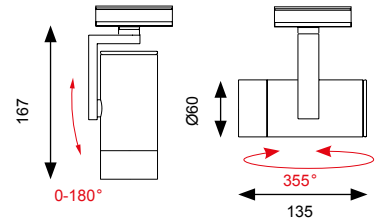
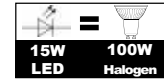
AULEDS1/W



AULEDS1/B



AULEDS1/SS



AULEDS1/W	LED	15W 4000K	● W
AULEDS1/B	LED	15W 4000K	● B
AULEDS1/SS	LED	15W 4000K	● SS

AULEDS1/WW/W	LED	15W 3000K	● W
AULEDS1/WW/B	LED	15W 3000K	● B
AULEDS1/WW/SS	LED	15W 3000K	● SS

Accesorios

AMON/GU10/W	● W
AMON/GU10/B	● B
AMON/GU10/SS	● SS
AUTRA/50/40	50mm 40° Reflector Accessory



W	15W
Lm/D	
4000K	941lm
3000K	938lm
Lm/W 4000K	63lm
Lm/W 3000K	63lm
CRI	Ra 90
CCT	4000K
	3000K
V	220V-240V
Hz	50-60Hz
Temp	-20°C - 25°C





# Single Circuit Unity 2 LED Mains

Driver Includido

172



AULEDS2/W

Powered by  
**TRIDONIC**  
enlightening your ideas



AULEDS2/B




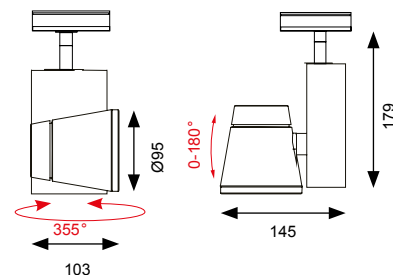
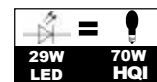
AULEDS2/SS

<b>AULEDS2/W</b>	LED	29W 4000K	● W
<b>AULEDS2/B</b>	LED	29W 4000K	● B
<b>AULEDS2/SS</b>	LED	29W 4000K	● SS

<b>AULEDS2/WW/W</b>	LED	29W 3000K	● W
<b>AULEDS2/WW/B</b>	LED	29W 3000K	● B
<b>AULEDS2/WW/SS</b>	LED	29W 3000K	● SS

Accesorios

<b>AMON/GU10/W</b>	● W
<b>AMON/GU10/B</b>	● B
<b>AMON/GU10/SS</b>	● SS
<b>AUTRA/80/20</b>	80mm 20° Reflector Accessory
<b>AUTRA/80/70</b>	80mm 70° Reflector Accessory



<b>W</b>	29W
<b>Lm/D</b>	
4000K	2699lm
3000K	2497lm
<b>Lm/W 4000K</b>	93lm
<b>Lm/W 3000K</b>	86lm
<b>CRI</b>	Ra 90
<b>CCT</b>	4000K
	3000K
<b>V</b>	220V-240V
<b>Hz</b>	50-60Hz
<b>Temp</b>	-20°C - 25°C



# Single Circuit Unity 3 LED Mains

Driver Includido

174



Powered by  
**TRIDONIC**  
▼ enlightening your ideas



AULED3/B



AULED3/W



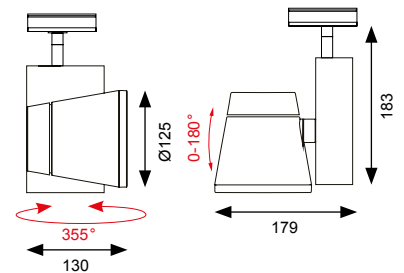
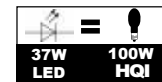
AULED3/SS

<b>AULED3/W</b>	LED	37W 4000K	● W
<b>AULED3/B</b>	LED	37W 4000K	● B
<b>AULED3/SS</b>	LED	37W 4000K	● SS

<b>AULED3/WW/W</b>	LED	37W 3000K	● W
<b>AULED3/WW/B</b>	LED	37W 3000K	● B
<b>AULED3/WW/SS</b>	LED	37W 3000K	● SS

Accesorios


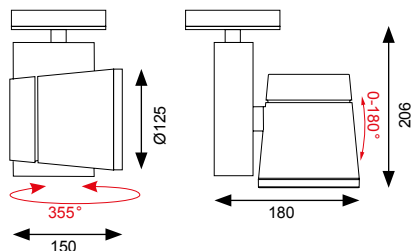
<b>AMON/GU10/W</b>	● W
<b>AMON/GU10/B</b>	● B
<b>AMON/GU10/SS</b>	● SS
<b>AUTRA/110/20</b>	110mm 20° Reflector Accessory
<b>AUTRA/110/60</b>	110mm 60° Reflector Accessory



W	37W
Lm/D	
4000K	3239lm
3000K	2887lm
4000K Lm/W	88lm
3000K Lm/W	78lm
CRI	Ra 90
CCT	4000K 3000K
V	220V-240V
Hz	50-60Hz
Temp	-20°C - 25°C

# Single Circuit Unity 4 LED Mains

Driver Incluido



W	42W
Lm/D	
4000K	3922lm
3000K	3709lm
4000K Lm/W	93lm
3000K Lm/W	88lm
CRI	Ra 90
CCT	4000K 3000K
V	220V-240V
Hz	50-60Hz
Temp	-20°C - 25°C



AULEDS4/W



AULEDS4/B



AULEDS4/SS

AULEDS4/W	LED	42W 4000K	W
AULEDS4/B	LED	42W 4000K	B
AULEDS4/SS	LED	42W 4000K	SS

AULEDS4/WW/W	LED	42W 3000K	W
AULEDS4/WW/B	LED	42W 3000K	B
AULEDS4/WW/SS	LED	42W 3000K	SS

Accesorios

AMON/GU10/W	W
AMON/GU10/B	B
AMON/GU10/SS	SS
AUTRA/110/20	110mm 20° Reflector Accessory
AUTRA/110/60	110mm 60° Reflector Accessory

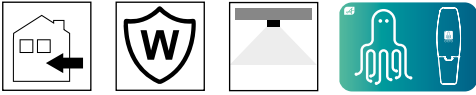




# Single Circuit Unity Wallwash LED Mains

Driver Incluido

176

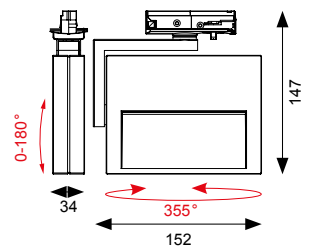
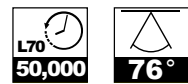
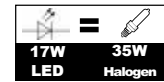


AULEDSW/CW/W

Powered by  
**HEP**



AULEDSW/WW/B



<b>AULEDSW/CW/W</b>	LED	17W 4000K	● W
<b>AULEDSW/CW/B</b>	LED	17W 4000K	● B
<b>AULEDSW/WW/W</b>	LED	17W 3000K	● W
<b>AULEDSW/WW/B</b>	LED	17W 3000K	● B

Accesorios

<b>AMON/GU10/W</b>	● W
<b>AMON/GU10/B</b>	● B

<b>W</b>	17W
<b>Lm/D</b>	
4000K	529lm
3000K	487lm
<b>Lm/W 4000K</b>	31lm
<b>Lm/W 3000K</b>	28lm
<b>CRI</b>	Ra 90
<b>CCT</b>	4000K
	3000K
<b>V</b>	220V-240V
<b>Hz</b>	50Hz
<b>Temp</b>	-20°C - 25°C





# Circuito triple

Sistema de orugas y superficies con ajuste push y conexión de bloqueo

178



179

Mains Track  
Accessories



183

Unity 0 LED Mains



184

Unity 1 LED Mains



187

Unity 2 LED Mains



188

Unity 3 LED Mains



189

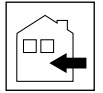
Unity 4 LED Mains



190

Compass LED Adjustable  
Projector Track


# Carril electrificado trifásico 16 Amperios



179



DCA



A/3MT1/W

A/3MT1/SS

A/3MT1/B



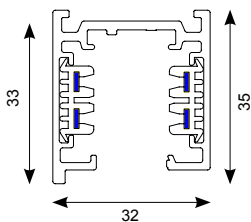
A/3MTLE/PL/SS



A/3MTDE/SS



AMTINS/\*\*



1m	A/3MT1/W	● W
	A/3MT1/B	● B
	A/3MT1/SS	● SS

2m	A/3MT2/W	● W
	A/3MT2/B	● B
	A/3MT2/SS	● SS


#### Accesorios

2m	AMTINS/W	● W
	AMTINS/B	● B
	AMTINS/SS	● SS



# Accesorios para Carril electrificado trifásico 16 Amperios

180



toma de alimentación lateral izquierda

A/3MTLE/PL/W	W
A/3MTLE/PL/B	B
A/3MTLE/PL/SS	SS



toma de alimentación lateral derecha

A/3MTLE/PR/W	W
A/3MTLE/PR/B	B
A/3MTLE/PR/SS	SS



Conector lineal con alimentación

A/3MTSC/W	W
A/3MTSC/B	B
A/3MTSC/SS	SS



Conector en cruz con alimentación

A/3MTXC/W	W
A/3MTXC/B	B
A/3MTXC/SS	SS



Tapa final

A/3MTDE/W	W
A/3MTDE/B	B
A/3MTDE/SS	SS



# Accesorios para Carril electrificado trifásico 16 Amperios



Conector en L con toma de tierra interna

A/3MTLC/PI/W	W
A/3MTLC/PI/B	B
A/3MTLC/PI/SS	SS



Conector en L con toma de tierra externa

A/3MTLC/PO/W	W
A/3MTLC/PO/B	B
A/3MTLC/PO/SS	SS



Adaptador a carril trifásico de 6A con abrazadera para cable

A/3MTTC/PI/W	W
A/3MTTC/PI/B	B
A/3MTTC/PI/SS	SS

A/3MTTC/PO/W	W
A/3MTTC/PO/B	B
A/3MTTC/PO/SS	SS



Conector flexible

A/3MTA/W	W
A/3MTA/B	B
A/3MTA/SS	SS

A/3MTFC/W	W
A/3MTFC/B	B
A/3MTFC/SS	SS



Kit de suspensión

A/3MTSK



Adaptador para instalación de proyectores de carril trifásico en superficie

A/3MON/GU10/W	W
A/3MON/GU10/B	B
A/3MON/GU10/SS	SS

(Diameter 125mm x Depth 32mm)



# Sistema de planificación para raíles de Circuito triple



A/3MTLE/PL



A/3MTLE/PR



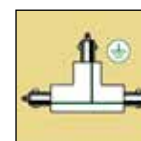
A/3MTLC/PO



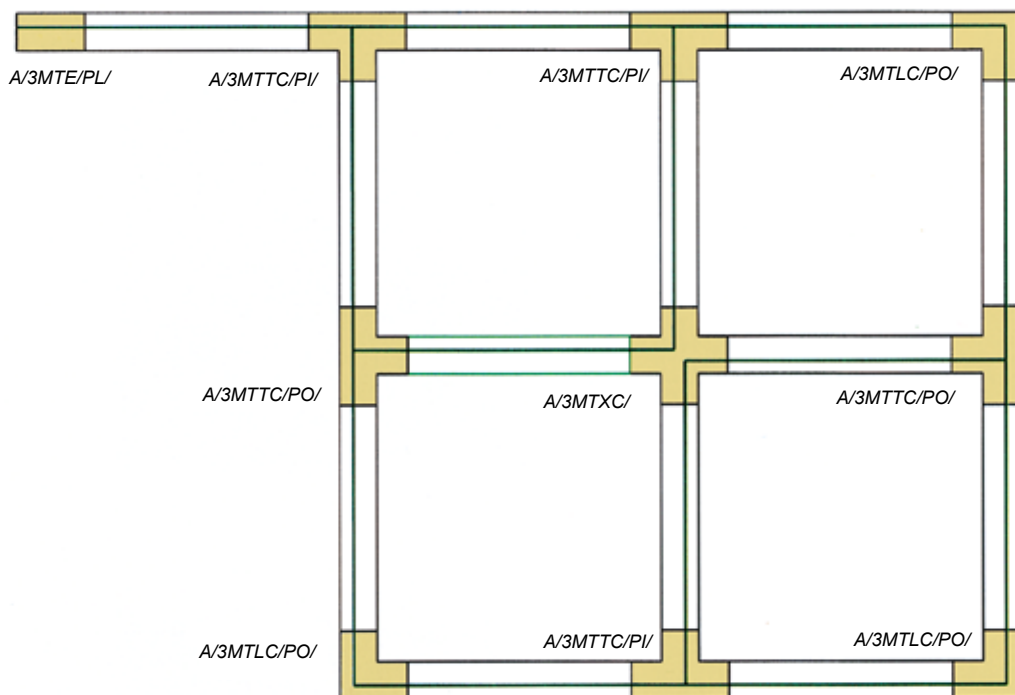
A/3MTLC/PI



A/3MTTC/PI


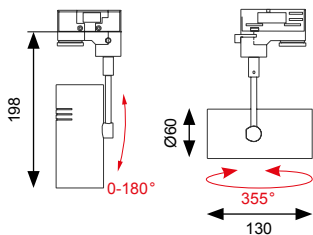
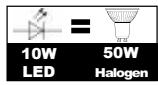


A/3MTTC/PO



# Three Circuit Unity 0 LED Mains

Driver Incluido



W	10W
Lm/D	
4000K	691lm
3000K	629lm
Lm/W 4000K	69lm
Lm/W 3000K	63lm
CRI	Ra 90
CCT	4000K 3000K
V	220V-240V
Hz	50Hz
Temp	-20°C - 25°C



A/3ULEDS0/CW/W



A/3ULEDS0/CW/B

Powered by  
**HEP**



A/3ULEDS0/CW/SS

A/3ULEDS0/CW/W	LED	10W 4000K	● W
A/3ULEDS0/CW/B	LED	10W 4000K	● B
A/3ULEDS0/CW/SS	LED	10W 4000K	● SS

A/3ULEDS0/WW/W	LED	10W 3000K	● W
A/3ULEDS0/WW/B	LED	10W 3000K	● B
A/3ULEDS0/WW/SS	LED	10W 3000K	● SS

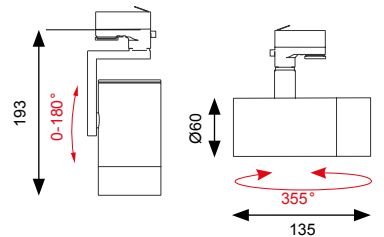
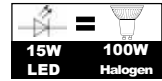
Accesorios

A/3MON/GU10/W	● W
A/3MON/GU10/B	● B
A/3MON/GU10/SS	● SS
AUTRA/50/40	50mm 40° Reflector Accessory



# Three Circuit Unity 1 LED Mains

Driver Includo



Powered by  
**HEP**



A/3ULEDS1/W



A/3ULEDS1/B




A/3ULEDS1/SS

A/3ULEDS1/W	LED	15W 4000K	● W
A/3ULEDS1/B	LED	15W 4000K	● B
A/3ULEDS1/SS	LED	15W 4000K	● SS

A/3ULEDS1/WW/W	LED	15W 3000K	● W
A/3ULEDS1/WW/B	LED	15W 3000K	● B
A/3ULEDS1/WW/SS	LED	15W 3000K	● SS

Accesorios

A/3MON/GU10/W	● W
A/3MON/GU10/B	● B
A/3MON/GU10/SS	● SS
AUTRA/50/40	50mm 40° Reflector Accessory



W	15W
Lm/D	
4000K	946lm
3000K	938lm
Lm/W 4000K	63lm
Lm/W 3000K	63lm
CRI	Ra 90
CCT	4000K
	3000K
V	220V-240V
Hz	50-60Hz
Temp	-20°C - 25°C



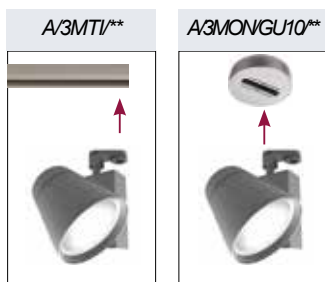
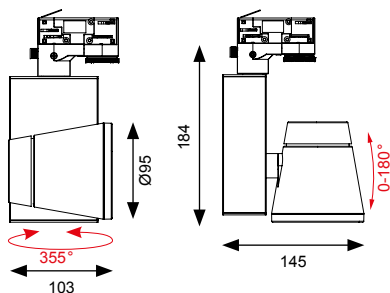
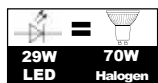






# Three Circuit Unity 2 LED Mains

Driver Includo



W	29W
Lm/D	
4000K	2699lm
3000K	2497lm
Lm/W 4000K	93lm
Lm/W 3000K	86lm
CRI	Ra 90
CCT	4000K
	3000K
V	220V-240V
Hz	50-60Hz
Temp	-20°C - 25°C



Powered by  
**TRIDONIC**  
▼ enlightening your ideas



A/3ULEDS2/W



A/3ULEDS2/B



A/3ULEDS2/SS

A/3ULEDS2/W	LED	29W 4000K	W
A/3ULEDS2/B	LED	29W 4000K	B
A/3ULEDS2/SS	LED	29W 4000K	SS

A/3ULEDS2/WW/W	LED	29W 3000K	W
A/3ULEDS2/WW/B	LED	29W 3000K	B
A/3ULEDS2/WW/SS	LED	29W 3000K	SS

A/3MON/GU10/W	W
A/3MON/GU10/B	B
A/3MON/GU10/SS	SS
AUTRA/80/20	80mm 20° Reflector Accessory
AUTRA/80/70	80mm 70° Reflector Accessory



# Three Circuit Unity 3 LED Mains

Driver Includo



Powered by  
**TRIDONIC**  
▼ enlightening your ideas



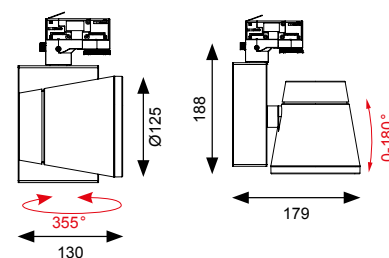
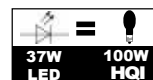
A/3ULEDS3/W



A/3ULEDS3/SS



A/3ULEDS3/B



A/3ULEDS3/W	LED	37W 4000K	● W
A/3ULEDS3/B	LED	37W 4000K	● B
A/3ULEDS3/SS	LED	37W 4000K	● SS

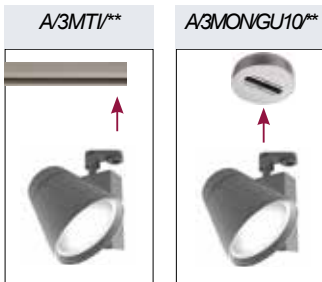
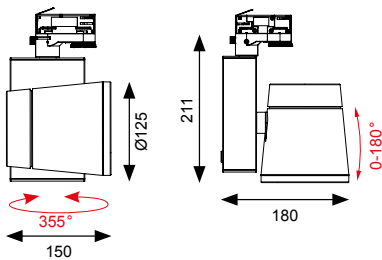
A/3ULEDS3/WW/W	LED	37W 3000K	● W
A/3ULEDS3/WW/B	LED	37W 3000K	● B
A/3ULEDS3/WW/SS	LED	37W 3000K	● SS

A/3MON/GU10/W	● W
A/3MON/GU10/B	● B
A/3MON/GU10/SS	● SS
AUTRA/110/20	110mm 20° Reflector Accessory
AUTRA/110/60	110mm 60° Reflector Accessory

W	37W
Lm/D	
4000K	3239lm
3000K	2887lm
4000K Lm/W	88lm
3000K Lm/W	78lm
CRI	Ra 90
CCT	4000K
	3000K
V	220V-240V
Hz	50-60Hz
Temp	-20°C - 25°C

# Three Circuit Unity 4 LED Mains

Driver Incluso



W	42W
Lm/D	
4000K	3922lm
3000K	3709lm
4000K Lm/W	93lm
3000K Lm/W	88lm
CRI	Ra 90
CCT	4000K 3000K
V	220V-240V
Hz	50-60Hz
Temp	-20°C - 25°C



A/3ULEDS4/W



A/3ULEDS4/B



A/3ULEDS4/SS

A/3ULEDS4/W	LED	42W 4000K	W
A/3ULEDS4/B	LED	42W 4000K	B
A/3ULEDS4/SS	LED	42W 4000K	SS

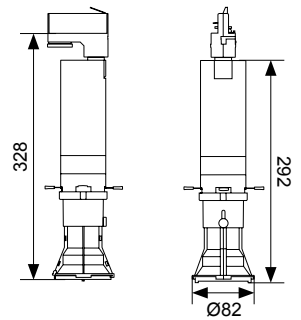
A/3ULEDS4/WW/W	LED	42W 3000K	W
A/3ULEDS4/WW/B	LED	42W 3000K	B
A/3ULEDS4/WW/SS	LED	42W 3000K	SS

A/3MON/GU10/W	W
A/3MON/GU10/B	B
A/3MON/GU10/SS	SS
AUTRA/110/20	110mm 20° Reflector Accessory
AUTRA/110/60	110mm 60° Reflector Accessory

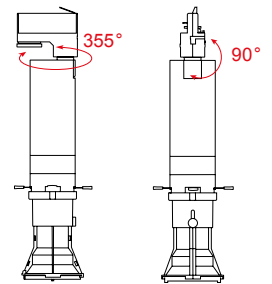
# Proyector ajustable para carril de 3 líneas

Suministrado con controlador integral

190



### Rotate and Tilt



## Guía de instalación de la luminaria

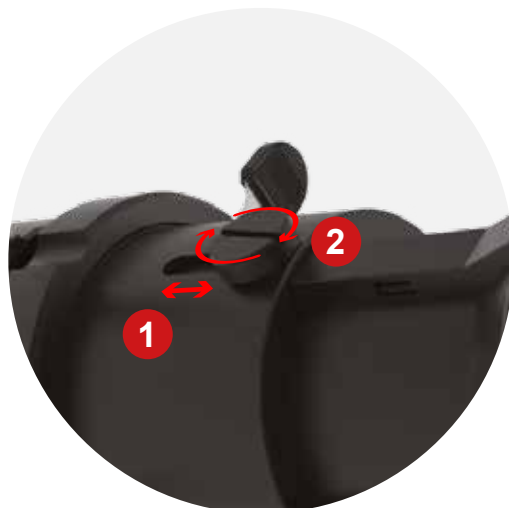
Shape	Distance			
	1M	2M	3M	4M
	Max: Ø 50cm	Max: Ø 110cm	Max: Ø 165cm	Max: Ø 221cm
	Max: □ 35cmx35cm	Max: □ 75cmx75cm	Max: □ 120cmx120cm	Max: □ 156cmx156cm

\* Las formas y dimensiones mencionadas se miden y muestran cuando el eje del Compass LED está perfectamente vertical con respecto a la fachada proyectada

Total (Watts)	15W	19W
Lm/D		
4000K	356lm	479lm
3000K	360lm	480lm
Lm/W 4000K	24lm	25lm
Lm/W 3000K	24lm	25lm
CRI		Ra 90
CCT		3000K
		4000K
V		230V
Hz		50Hz
Temp		-20°C to 25°C

ACOMAPLED1 LED 15W - 4000K


ACOMAPLED2 LED 19W - 4000K - HO



### 1 **Ajustable**

### 2 **Distancia focal**

*Al ajustar la distancia focal se aumentará la nitidez de la luz. Se puede ajustar la distancia moviendo el tornillo adelante y atrás, y se fija apretando el tornillo*



### 3 **Perfilado de la iluminación**

*Se puede manipular el perfil de la luz para crear proyecciones redondas, cuadradas, rectangulares y triangulares de luz. Se consigue alterando los cuatro paneles con solapas, dentro, fuera y de izquierda a derecha, tal y como se muestra en el diagrama anterior*



# Unity 0 Surface LED Mains

Driver Includo

192



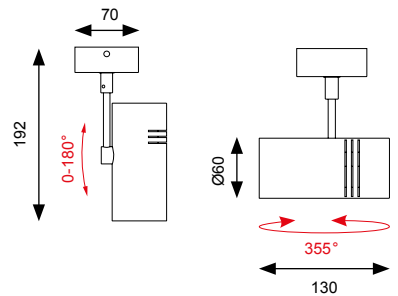
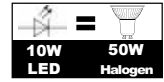
ASSULED0/CW/W



ASSULED0/CW/B



ASSULED0/CW/SS



ASSULED0/CW/W	LED	10W 4000K	● W
ASSULED0/CW/B	LED	10W 4000K	● B
ASSULED0/CW/SS	LED	10W 4000K	● SS

AUTRA/50/40	50mm 40° Reflector Accessory
-------------	------------------------------

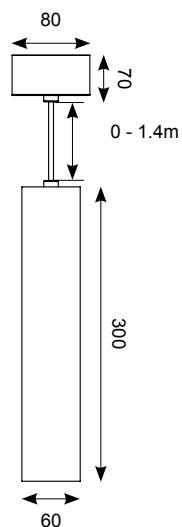
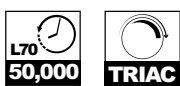
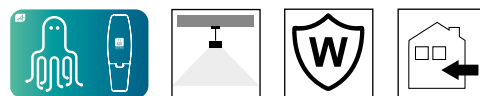
W	10W
Lm/D	691lm
Lm/W	69lm
CRI	Ra 90
CCT	4000K
V	220V-240V
Hz	50Hz
Temp	-20°C - 25°C





# Ruby LED

Driver Incluido



ARULEDP/WWW

ARULEDP/WW/B

W	16W
Lm/D	1029lm
Lm/W	64lm
CRI	Ra 80
CCT	3000K
V	230V
Hz	50Hz
Temp	-20°C-25°C

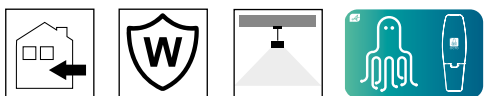
ARULEDP/WWW	LED	16W 3000K	W
ARULEDP/WW/B	LED	16W 3000K	B





# Secco LED

196

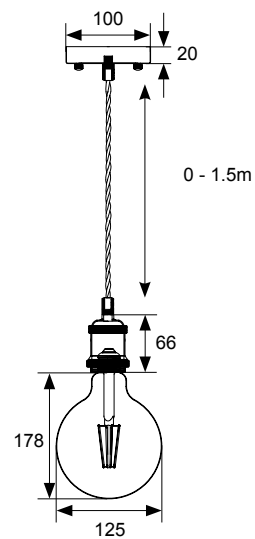
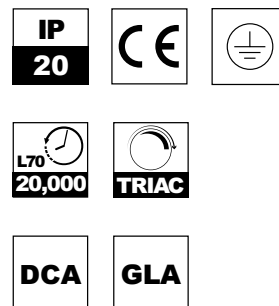
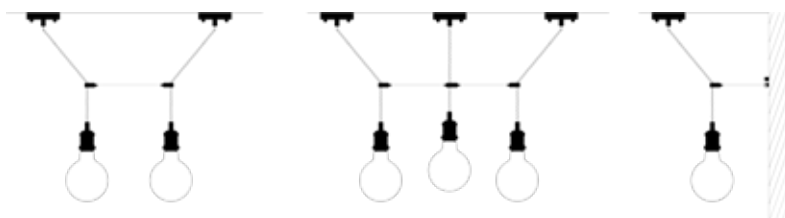


ASEC/G125/BLC



ASEC/G125/AB

### Opciones de suspensión



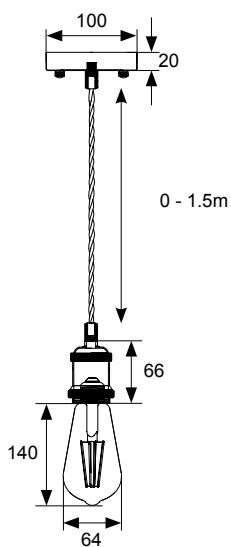

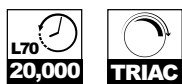
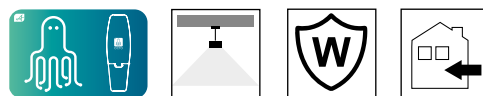
<b>ASEC/G125/BLC</b>	LED	7.5W 2500K	<b>BLC</b>
<b>ASEC/G125/AB</b>	LED	7.5W 2500K	<b>AB</b>

#### Accesorios

<b>ALED/6W/G125/2500K</b>	Lamp
---------------------------	------

<b>W</b>	7.5W
<b>Lm/D</b>	779lm
<b>CRI</b>	Ra 80
<b>CCT</b>	2500K
<b>V</b>	230V
<b>Hz</b>	50Hz



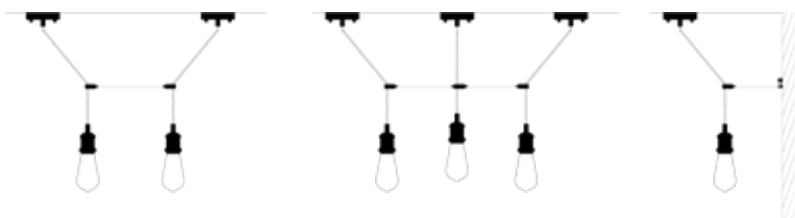


ASEC/ST64/AB



ASEC/ST64/BLC

### Opciones de suspensión



W	7.5W
Lm/D	696lm
CRI	Ra 80
CCT	2500K
V	230V
Hz	50Hz

ASEC/ST64/BLC	LED	7.5W 2500K	BLC
ASEC/ST64/AB	LED	7.5W 2500K	AB

### Accesorios

ALED/6W/ST64/2500K	Lamp
--------------------	------



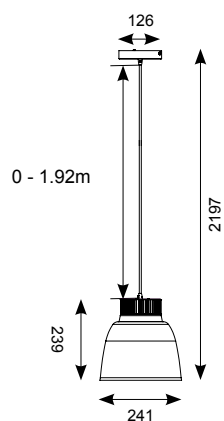



# Decco LED

Driver Incluido



199



W	21W
Lm/D	
21W	1784lm
Lm/W 21W	85lm
CRI	Ra 80
CCT	3000K
V	230V
Hz	50/60Hz
Temp	-20°C to 35°C

ADEPLED

LED

21W - 3000K



# Deco High Bay LED

Driver Incluido

200

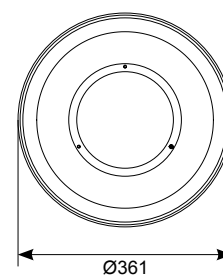
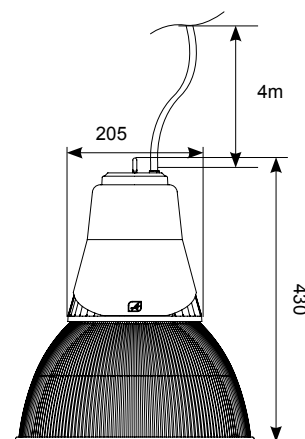
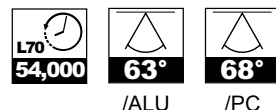
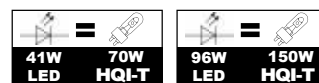


ADHBLED1/PC

Powered by  
**TRIDONIC**  
enlightening your ideas



ADHBLED2/ALU



ADHBLED1/PC	LED	41W	POLY
ADHBLED2/PC	LED	96W	POLY

ADHBLED1/ALU	LED	41W	AL
ADHBLED2/ALU	LED	96W	AL

/DD		(DD1/DD2/DD3/DD4)
-----	--	-------------------

Accesorios

ADHBLED/PC/BC	Tapa protectora inferior de policarbonato translucido (360mm)
ADHBLED/SK	Kit de suspensión

W	41W	96W
Lm/D		
/ALU	4760lm	10437lm
/PC	4678lm	10375lm
Lm/W		
/ALU	114lm	109lm
/PC	116lm	108lm
CRI	Ra 80	
CCT	4000K	
V	230V	
Hz	50/60Hz	
Temp	-20°C - 25°C	



Instalación con montura de gancho

**DCA**

**ST**

**DCA**

Powered by  
**TRIDONIC**  
▼ enlightening your ideas

 **LUMILEDS**

**AL**

Lente de Fresnel texturizada para optimizar la salida y uniformidad de la luz

**POLY**

**AL**



**POLY**



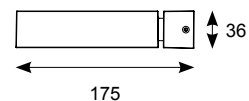
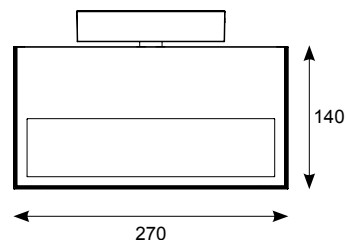
# Elite LED

Driver Incluido

202

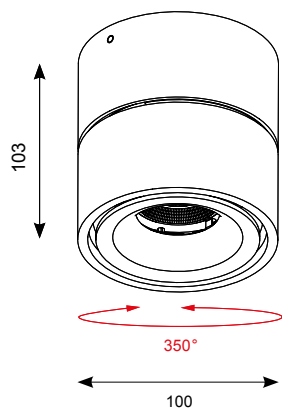


Soporte de instalación inclinable y ajustable



W	33W
Lm/W	
4000K	2549lm
3000K	2122lm
Lm/W	
4000K	77lm
3000K	64lm
CRI	Ra 90
CCT	4000K
	3000K
V	230V
Hz	50Hz
Temp	-20°C - 25°C

AELLED/WL/CW	LED	33W 4000K
AELLED/WL/WW	LED	33W 3000K



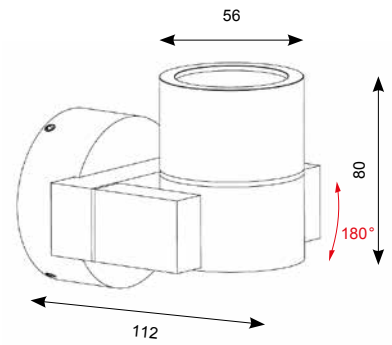
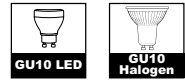
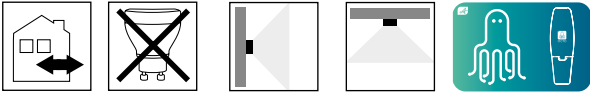
W	9W
Lm/D	645lm
Lm/W	72lm
CRI	Ra 80
CCT	3000K
V	220V-240V
Hz	50-60Hz
Temp	-20°C - 40°C

AUNIVLED	LED	9W 3000K
----------	-----	----------



# Riola

Lámpara No Incluida



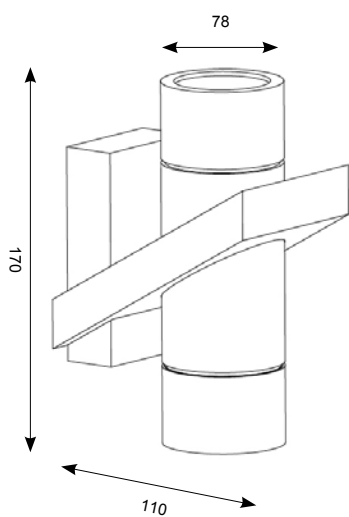
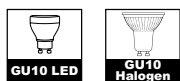
ARGU10      GU10      35W

# Corvus

Lámpara No Incluida



205



ACO2X35

GU10

2x35W



# Mitre LED

Driver Incluido

206



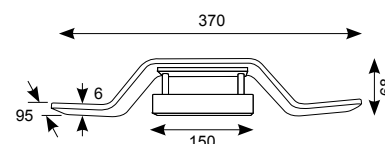
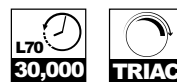
AFAMIWL/BASE + AMIFC/W



AFAMIWL/BASE + AMIFC/OAK



AFAMIWL/BASE + AMIFC/WAL



<b>AFAMIWL/BASE</b>	LED	9W 3000K
---------------------	-----	----------

Accesorios

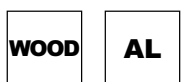
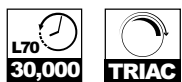
<b>AMIFC/W</b>	W
<b>AMIFC/OAK</b>	OAK
<b>AMIFC/WAL</b>	WAL

W	9W
Lm/D	680lm
Lm/W	76lm
CRI	Ra 90
CCT	3000K
V	220V-240V
Hz	50-60Hz
Temp	-10°C - 30°C



# Fascia LED

Driver Incluido



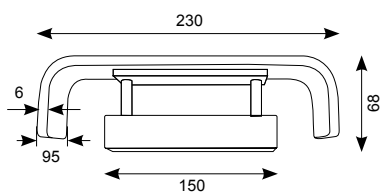
AFAMIWL/BASE + AFAFC/W



AFAMIWL/BASE + AFAFC/OAK



AFAMIWL/BASE + AFAFC/WAL



W	9W
Lm/D	680lm
Lm/W	76lm
CRI	Ra 90
CCT	3000K
V	220V-240V
Hz	50-60Hz
Temp	-10°C - 30°C

AFAMIWL/BASE	LED	9W -3000K
--------------	-----	-----------

Accesorios


AFAFC/W	W
AFAFC/OAK	OAK
AFAFC/WAL	WAL




# Facet LED

Driver Incluido

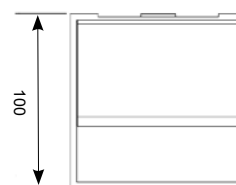
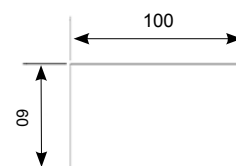
208



AFWLED/W



AFWLED/SC



<b>AFWLED/W</b>	LED	6.5W 3000K	<b>W</b>
<b>AFWLED/SC</b>	LED	6.5W 3000K	<b>SC</b>

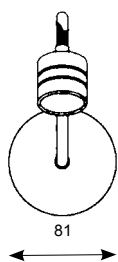
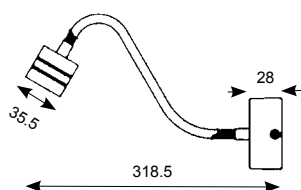
<b>W</b>	6.5W
<b>Lm/D</b>	183lm
<b>Lm/W</b>	46lm
<b>CRI</b>	Ra 93
<b>CCT</b>	3000K
<b>V</b>	100V-240V
<b>Hz</b>	50-60Hz
<b>Temp</b>	-20°C - 45°C

# Spectrum LED Flexo para pared

Driver Incluido



209



W	2W
Lm/D	29lm
Lm/W	15lm
CRI	Ra 80
CCT	3000K
V	100V-240V
Hz	50-60Hz
Temp	-10°C - 30°C

ASPGN/1LED/WHI LED 2W 3000K ● SS



# LED Drivers

## Corriente Constante, No Regulable

210



### Voltaje constante a 12 V



AD30W/12V



AD75W/12V

### Voltaje constante a 24 V



ADK15W/24V



ADK60W/24V



ADK120W/24V

**IP**  
**65**



ADK200W/24V

**IP**  
**65**



ADK320W/24V

**IP**  
**20**

**IP**  
**65**

**CE**

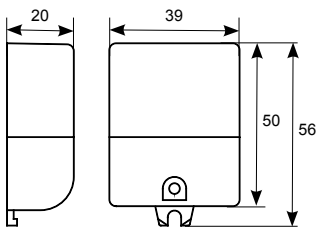
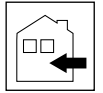


			A	B	C
12V	AD30W/12V	30W	166	24	52
	AD75W/12V	75W	180	30	52
24V	ADK15W/24V	15W	123	45	19
	ADK60W/24V	60W	180	52	36
	ADK120W/24V	120W	300	40	30
	ADK200W/24V	200W	207	37	68.5
	ADK320W/24V	320W	249	40	70

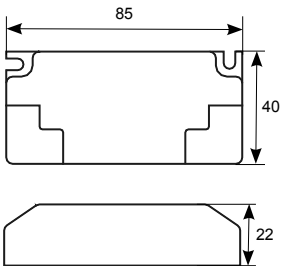
A = L B = H C = W

# LED Drivers

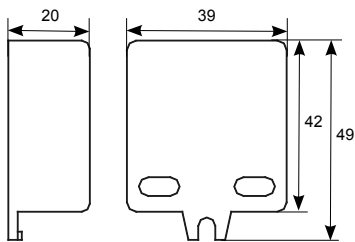
## Corriente Constante, No Regulable





AD3W/350



AD9W/350



AD3W/700



ADK20W/350  
ADK12W/700  
ADK20W/700



AD3W/350



AD9W/350



ADK20W/350



AD3W/700



ADK12W/700



ADK20W/700

			A	B	C
<b>350mA</b>	<b>AD3W/350</b>	1-3W 350mA	56	20	39
	<b>AD9W/350</b>	1-9W 350mA	85	22	40
	<b>ADK20W/350</b>	6W-20W 350mA	123	45	19
<b>700mA</b>	<b>AD3W/700</b>	1-3W 700mA	56	20	39
	<b>ADK12W/700</b>	3W-12W 700mA	123	45	19
	<b>ADK20W/700</b>	6W-20W 700mA	123	45	19

A = L B = H C = W





# 12V LED Triac Drivers Regulables



ADDIM50W/12V



ADDIM100W/12V

		A	B	C	D
ADDIM50W/12V	50W	166	24	52	174
ADDIM100W/12V	100W	210	34	67	220

A = Length B = Height C = Width D = Fixing Centres



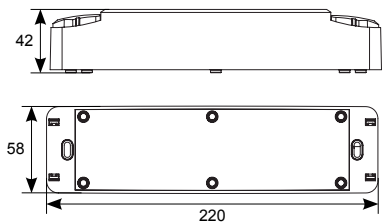
## 12V LED 1-10V and Switch Dim Regulable Driver



ADDIM75W/12V

		A	B	C	D
ADDIM75W/12V	75W	220	42	58	190

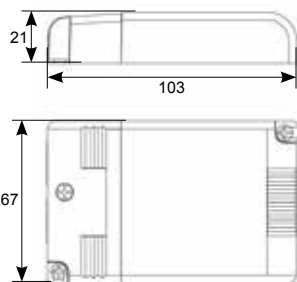
A = Longitud B = Altura C = Anchura D = Centros de Fijación



# Driver Multipotencia Regulable



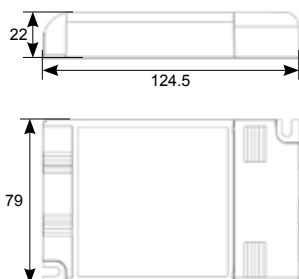
AMCD25W



AMCD25W



AMCD50W



AMCD50W

Code	350mA	500mA	700mA	900mA	1050mA	10V	12V	24V	48V
AMCD25W	0-15W	0-22W	0-25W			0-9W	0-10W	0-20W	
AMCD50W	0-25W	0-35W	0-50W	0-50W	0-50W				0-50W

	A	B	C	D
AMCD25W	103	21	67	94
AMCD50W	125	22	79	111

A = Longitud B = Altura C = Anchura D = Centros de Fijación



# Perfiles de Aluminio para tira de LED

214



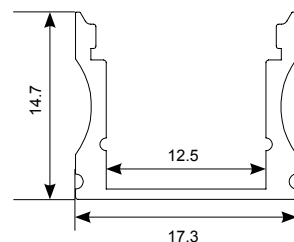
AALU/SP/CO



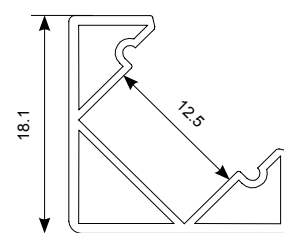
AALU/AP/CO



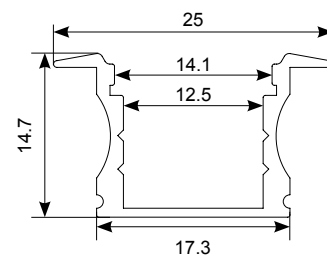
AALU/RP/CO



AALU/SP/CO



AALU/AP/CO



AALU/RP/CO

AALU/SP/CO	2 Metre
AALU/AP/CO	2 Metre
AALU/RP/CO	2 Metre





## Montaje sin Herramientas

toda nuestra gama de tiras LED son adhesivas, lo que significa que no se requiere ningún pegamento o accesorio para su colocación en superficies limpias y secas. Además, todas las tiras están equipadas con conexiones plug & play para una conexión eléctrica rápida y segura sin herramientas.



## Personalización total

La amplia gama de tiras LED se completa con un gran surtido de accesorios para una personalización total de la instalación.



## Longitudes Pre-cortadas

La tira se suministra con varias longitudes pre-cortadas de 100mm a 5 metros, ofreciendo una versatilidad completa y asegurando una instalación rápida y fácil. Esto, junto con los puntos de corte designados permite adaptarla fácilmente a cualquier longitud.



## Conexión inteligente OCTO

El controlador inteligente Bluetooth OC- 12-24V proporciona a las instalaciones con tiras de LED, RGBW, RGB y Temperatura de Color Blanco regulable un control total de la intensidad, programación de escenas y temporizadores.





## Tira de LED...



### Paso 1:

Retirar el protector del adhesivo de la tira LED y colocar hacia abajo en una superficie limpia y uniforme, asegurándose de que toda la longitud esté firmemente adherida.



### Paso 2:

Utilizando las conexiones plug and play, conecte el extremo de la tira LED a un cable de red (se vende por separado).



### Paso 3:

Conecte el cable de red al controlador LED (el controlador dependerá de la longitud de la tira LED) y asegúrese de que el controlador LED esté conectado a la red eléctrica.



### Paso 4:

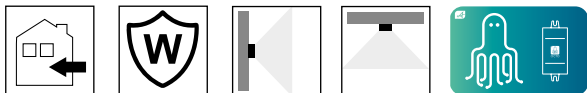
Encienda la alimentación y disfrute de su nueva iluminación de tira LED.

# Krait 24V LED Tira Flexible Plug y Play

Driver No Incluido

**7.2W por M**

218



Cool White



Warm White



Tunable White

<b>AKRLED/100/CW</b>	LED	100mm - 4000K
<b>AKRLED/100/WW</b>	LED	100mm - 3000K
<b>AKRLED/100/RGB</b>	LED	170mm - RGB
<b>AKRLED/100/RGBW</b>	LED	170mm - RGBW
<b>AKRLED/100/TW</b>	LED	170mm - Temperatura de Color blanco regulable


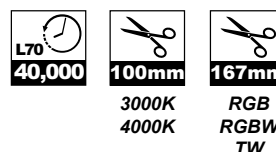
<b>AKRLED/300/CW</b>	LED	300mm - 4000K
<b>AKRLED/300/WW</b>	LED	300mm - 3000K
<b>AKRLED/300/RGB</b>	LED	330mm - RGB
<b>AKRLED/300/RGBW</b>	LED	330mm - RGBW
<b>AKRLED/300/TW</b>	LED	330mm - Temperatura de Color blanco regulable

<b>AKRLED/500/CW</b>	LED	500mm - 4000K
<b>AKRLED/500/WW</b>	LED	500mm - 3000K
<b>AKRLED/500/RGB</b>	LED	500mm - RGB
<b>AKRLED/500/RGBW</b>	LED	500mm - RGBW
<b>AKRLED/500/TW</b>	LED	500mm - Temperatura de Color blanco regulable

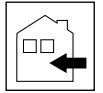
<b>AKRLED/1000/CW</b>	LED	1m - 4000K
<b>AKRLED/1000/WW</b>	LED	1m - 3000K
<b>AKRLED/1000/RGB</b>	LED	1m - RGB
<b>AKRLED/1000/RGBW</b>	LED	1m - RGBW
<b>AKRLED/1000/TW</b>	LED	1m - Temperatura de Color blanco regulable

<b>AKRLED/2000/CW</b>	LED	2m - 4000K
<b>AKRLED/2000/WW</b>	LED	2m - 3000K
<b>AKRLED/2000/RGB</b>	LED	2m - RGB
<b>AKRLED/2000/RGBW</b>	LED	2m - RGBW
<b>AKRLED/2000/TW</b>	LED	2m - Temperatura de Color blanco regulable

<b>AKRLED/5000/CW</b>	LED	5m - 4000K
<b>AKRLED/5000/WW</b>	LED	5m - 3000K
<b>AKRLED/5000/RGB</b>	LED	5m - RGB
<b>AKRLED/5000/RGBW</b>	LED	5m - RGBW
<b>AKRLED/5000/TW</b>	LED	5m - Temperatura de Color blanco regulable



<b>W</b>	<b>7.2W per m</b>
<b>Lm/D per m</b>	
4000K	693lm
3000K	619lm
<b>Lm/W 4000K</b>	<b>99lm</b>
<b>Lm/W 3000K</b>	<b>88lm</b>
<b>CRI</b>	<b>Ra 90</b>
<b>CCT</b>	<b>4000K</b>
	<b>3000K</b>
	<b>RGB</b>
<b>V</b>	<b>24V</b>



• **ACLED/RC/TOUCH**

RC = Max. 20m

**\*\* Solo compatible con tira de LED RGB No compatible con Blanco sintonizable o RGBW\*\***


• **ACLED/AMP/TOUCH**

AMP = 1 per 5m Length

• **AOCTO/RGBW/BTC**

12-24V Controlador Inteligente Bluetooth

**\*\*Compatible con todos singulares CCT, Blanco sintonizable, RGB y RGBW\*\***



<b>ACLED/90B</b>	90° Codo
<b>ACLED/90/FB</b>	90° Codo en chaflán
<b>ACLED/TC</b>	T Conector
<b>ACLED/XC</b>	X Conector

<b>ACLED100/LL</b>	100mm Conector (White and RGB)
<b>ACLED500/LL</b>	500mm Conector (White and RGB)
<b>ACLED1000/LL</b>	1000mm Conector (White and RGB)

<b>ACLED/ML</b>	1000mm Mains Lead
<b>ACLED/ML/RGB</b>	1000mm Mains Lead RGB
<b>ABOLED/ML/TW</b>	1000mm Mains Lead
<b>ABOLED/ML/RGBW</b>	1000mm Mains Lead RGB

<b>ACLED/RC/TOUCH</b>	Mando a distancia RGB RF
<b>ACLED/AMP/TOUCH</b>	Amplificador RGB (Repetidor)

<b>AMLED/LC</b>	Junta flexible de ajuste rápido
<b>ABOLED/LC/RGBW</b>	500mm Conector (RGBW)

<b>AOCTO/RGBW/BTC</b>	12 - 24V Single CCT/RGBW Controlador
-----------------------	--------------------------------------

Controladores

<b>ADK60W/24V</b>	60W 24V Constant Corriente Constante
<b>ADK120W/24V</b>	120W 24V Constant Corriente Constante
<b>ADK200W/24V</b>	200W 24V Constant Corriente Constante
<b>ADK320W/24V</b>	320W 24V Constant Corriente Constante

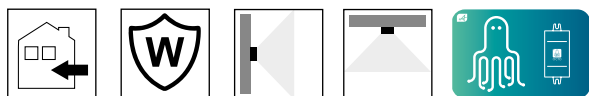


# Boa 24V LED Plug and Play Flexible Strip

Supplied Less Driver

**14.4W per M**


220



Cool White



Warm White



Tunable White

<b>ABOLED/100/CW</b>	LED	100mm - 4000K
<b>ABOLED/100/WW</b>	LED	100mm - 3000K
<b>ABOLED/100/RGB</b>	LED	100mm - RGB
<b>ABOLED/100/RGBW</b>	LED	100mm - RGBW
<b>ABOLED/100/TW</b>	LED	100mm - Temperatura de Color blanco regulable

<b>ABOLED/300/CW</b>	LED	300mm - 4000K
<b>ABOLED/300/WW</b>	LED	300mm - 3000K
<b>ABOLED/300/RGB</b>	LED	300mm - RGB
<b>ABOLED/300/RGBW</b>	LED	300mm - RGBW
<b>ABOLED/300/TW</b>	LED	300mm - Temperatura de Color blanco regulable

<b>ABOLED/500/CW</b>	LED	500mm - 4000K
<b>ABOLED/500/WW</b>	LED	500mm - 3000K
<b>ABOLED/500/RGB</b>	LED	500mm - RGB
<b>ABOLED/500/RGBW</b>	LED	500mm - RGBW
<b>ABOLED/500/TW</b>	LED	500mm - Temperatura de Color blanco regulable

<b>ABOLED/1000/CW</b>	LED	1m - 4000K
<b>ABOLED/1000/WW</b>	LED	1m - 3000K
<b>ABOLED/1000/RGB</b>	LED	1m - RGB
<b>ABOLED/1000/RGBW</b>	LED	1m - RGBW
<b>ABOLED/1000/TW</b>	LED	1m - Temperatura de Color blanco regulable


<b>ABOLED/2000/CW</b>	LED	2m - 4000K
<b>ABOLED/2000/WW</b>	LED	2m - 3000K
<b>ABOLED/2000/RGB</b>	LED	2m - RGB
<b>ABOLED/2000/RGBW</b>	LED	2m - RGBW
<b>ABOLED/2000/TW</b>	LED	2m - Temperatura de Color blanco regulable

<b>ABOLED/5000/CW</b>	LED	5m - 4000K
<b>ABOLED/5000/WW</b>	LED	5m - 3000K
<b>ABOLED/5000/RGB</b>	LED	5m - RGB
<b>ABOLED/5000/RGBW</b>	LED	5m - RGBW
<b>ABOLED/5000/TW</b>	LED	5m - Temperatura de Color blanco regulable

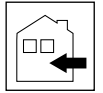


3000K  
4000K

RGB  
RGBW  
TW



<b>W</b>	<b>14.4W per m</b>
<b>Lm/D per m</b>	
4000K	1203lm
3000K	1127lm
<b>Lm/W 4000K</b>	<b>93lm</b>
<b>Lm/W 3000K</b>	<b>87lm</b>
<b>CRI</b>	<b>Ra 90</b>
<b>CCT</b>	<b>4000K</b>
	<b>3000K</b>
	<b>TW</b>
	<b>RGB</b>
	<b>RGBW</b>
<b>V</b>	<b>24V</b>



• **ACLED/RC/TOUCH**

RC = Max. 20m

**\*\* Solo compatible con tira de LED RGB No compatible con Blanco sintonizable o RGBW\*\***


• **ACLED/AMP/TOUCH**

AMP = 1 per 5m Length

• **AOCTO/RGBW/BTC**

12-24V Controlador Inteligente Bluetooth

**\*\*Compatible con todos singulares CCT, Blanco sintonizable, RGB y RGBW\*\***



<b>ACLED/90B</b>	90° Codo
<b>ACLED/90/FB</b>	90° Codo en chaflán
<b>ACLED/TC</b>	T Conector
<b>ACLED/XC</b>	X Conector
<b>ACLED100/LL</b>	100mm Conector (White and RGB)
<b>ACLED500/LL</b>	500mm Conector (White and RGB)
<b>ACLED1000/LL</b>	1000mm Conector (White and RGB)
<b>ACLED/ML</b>	1000mm Mains Lead
<b>ACLED/ML/RGB</b>	1000mm Mains Lead RGB
<b>ABOLED/ML/TW</b>	1000mm Mains Lead
<b>ABOLED/ML/RGBW</b>	1000mm Mains Lead RGB
<b>ACLED/RC/TOUCH</b>	Mando a distancia RGB RF
<b>ACLED/AMP/TOUCH</b>	Amplificador RGB (Repetidor)
<b>AMLED/LC</b>	Junta flexible de ajuste rápido
<b>ABOLED/LC/RGBW</b>	500mm Conector (RGBW)
<b>AOCTO/RGBW/BTC</b>	12 - 24V Single CCT/RGBW Controlador

Controladores

<b>ADK60W/24V</b>	60W 24V Constant Corriente Constante
<b>ADK120W/24V</b>	120W 24V Constant Corriente Constante
<b>ADK200W/24V</b>	200W 24V Constant Corriente Constante
<b>ADK320W/24V</b>	300W 24V Constant Corriente Constante

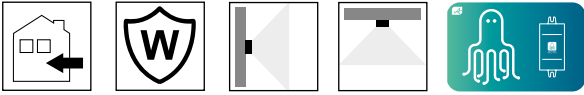


# Adder 12V LED Plug and Play Flexible Strip

**7.2W per M**

Supplied Less Driver

222



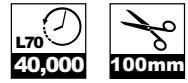
Cool White



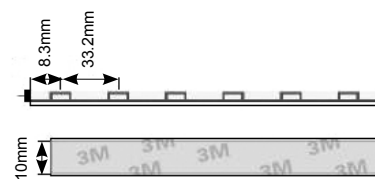

Warm White



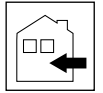
<b>AADLED/100/CW</b>	LED	100mm 4000K
<b>AADLED/100/WW</b>	LED	100mm 3000K
<b>AADLED/100/RGB</b>	LED	100mm RGB
<b>AADLED/300/CW</b>	LED	300mm 4000K
<b>AADLED/300/WW</b>	LED	300mm 3000K
<b>AADLED/300/RGB</b>	LED	300mm RGB
<b>AADLED/500/CW</b>	LED	500mm 4000K
<b>AADLED/500/WW</b>	LED	500mm 3000K
<b>AADLED/500/RGB</b>	LED	500mm RGB
<b>AADLED/1000/CW</b>	LED	1m 4000K
<b>AADLED/1000/WW</b>	LED	1m 3000K
<b>AADLED/1000/RGB</b>	LED	1m RGB
<b>AADLED/2000/CW</b>	LED	2m 4000K
<b>AADLED/2000/WW</b>	LED	2m 3000K
<b>AADLED/2000/RGB</b>	LED	2m RGB
<b>AADLED/5000/CW</b>	LED	5m 4000K
<b>AADLED/5000/WW</b>	LED	5m 3000K
<b>AADLED/5000/RGB</b>	LED	5m RGB



**ADDIM75W/12V**



<b>W</b>	<b>7.2W per m</b>
<b>Lm/D per m</b>	
4000K	520lm
3000K	495lm
<b>Lm/W 4000K</b>	<b>80lm</b>
<b>Lm/W 3000K</b>	<b>75lm</b>
<b>CRI</b>	<b>Ra 80</b>
<b>CCT</b>	<b>4000K</b>
	<b>3000K</b>
	<b>RGB</b>
<b>V</b>	<b>12V</b>



• **ACLED/RC/TOUCH**

RC = Max. 20m

**\*\* Solo compatible con tira de LED RGB No compatible con Blanco sintonizable o RGBW\*\***


• **ACLED/AMP/TOUCH**

AMP = 1 per 5m Length

• **AOCTO/RGBW/BTC**

12-24V Controlador Inteligente Bluetooth

**\*\*Compatible con todos singulares CCT, Blanco sintonizable, RGB y RGBW\*\***



ACLED100LL




ACLED/90B



ACLED/TC



ACLED/XC



AMLED/LC



ACLED/90/FB



ACLED/AMP/TOUCH



ACLED/RC/TOUCH



AOCTO/RGBW/BTC

<b>ACLED/90B</b>	90° Codo
<b>ACLED/90/FB</b>	90° Codo en chaflán
<b>ACLED/TC</b>	T Conector
<b>ACLED/XC</b>	X Conector

<b>ACLED100/LL</b>	100mm Conector (White and RGB)
<b>ACLED500/LL</b>	500mm Conector (White and RGB)
<b>ACLED1000/LL</b>	1000mm Conector (White and RGB)

<b>ACLED/ML</b>	1000mm 4000K/3000K
<b>ACLED/ML/RGB</b>	1000mm RGB

<b>ACLED/RC/TOUCH</b>	Mando a distancia RGB RF
<b>ACLED/AMP/TOUCH</b>	Amplificador RGB (Repetidor)

<b>AMLED/LC</b>	Junta flexible de ajuste rápido
-----------------	---------------------------------

<b>AOCTO/RGBW/BTC</b>	12 - 24V Single CCT/RGBW Controlador
-----------------------	--------------------------------------

Controladores

<b>AD30W/12V</b>	30W 12V Driver Corriente Constante
<b>AD75W/12V</b>	75W 12V Driver Corriente Constante
<b>ADDIM75W/12V</b>	75W 12V Dimmable (1-10V or Switch Dim)

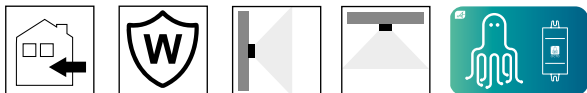


# Cobra 12V LED Plug and Play Flexible Strip

Supplied Less Driver

**14.4W per M**

224



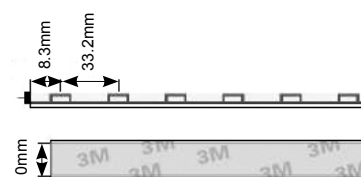

Cool White



Warm White



ADDIM75W/12V



ACLED/100/CW	LED	100mm 4000K
ACLED/100/WW	LED	100mm 3000K
ACLED/100/RGB	LED	100mm RGB

ACLED/300/CW	LED	300mm 4000K
ACLED/300/WW	LED	300mm 3000K
ACLED/300/RGB	LED	300mm RGB

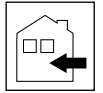
ACLED/500/CW	LED	500mm 4000K
ACLED/500/WW	LED	500mm 3000K
ACLED/500/RGB	LED	500mm RGB

ACLED/1000/CW	LED	1 Metre 4000K
ACLED/1000/WW	LED	1 Metre 3000K
ACLED/1000/RGB	LED	1 Metre RGB

ACLED/2000/CW	LED	2 Metre 4000K
ACLED/2000/WW	LED	2 Metre 3000K
ACLED/2000/RGB	LED	2 Metre RGB

ACLED/5000/CW	LED	5 Metre 4000K
ACLED/5000/WW	LED	5 Metre 3000K
ACLED/5000/RGB	LED	5 Metre RGB

W	14.4W per m
Lm/D per m	
4000K	1000lm
3000K	950lm
Lm/W 4000K	76lm
Lm/W 3000K	73lm
CRI	Ra 80
CCT	4000K
	3000K
	RGB
V	12V



• **ACLED/RC/TOUCH**

RC = Max. 20m

**\*\* Solo compatible con tira de LED RGB No compatible con Blanco sintonizable o RGBW\*\***


• **ACLED/AMP/TOUCH**

AMP = 1 per 5m Length

• **AOCTO/RGBW/BTC**

12-24V Controlador Inteligente Bluetooth

**\*\*Compatible con todos singulares CCT, Blanco sintonizable, RGB y RGBW\*\***



ACLED100LL




ACLED/90B



ACLED/TC



ACLED/XC



AMLED/LC



ACLED/90/FB



ACLED/AMP/TOUCH



ACLED/RC/TOUCH



AOCTO/RGBW/BTC

<b>ACLED/90B</b>	90° Codo
<b>ACLED/90/FB</b>	90° Codo en chaflán
<b>ACLED/TC</b>	T Conector
<b>ACLED/XC</b>	X Conector

<b>ACLED100/LL</b>	100mm Conector (White and RGB)
<b>ACLED500/LL</b>	500mm Conector (White and RGB)
<b>ACLED1000/LL</b>	1000mm Conector (White and RGB)

<b>ACLED/ML</b>	1000mm 4000K/3000K
<b>ACLED/ML/RGB</b>	1000mm RGB

<b>ACLED/RC/TOUCH</b>	Mando a distancia RGB RF
<b>ACLED/AMP/TOUCH</b>	Amplificador RGB (Repetidor)

<b>AMLED/LC</b>	Junta flexible de ajuste rápido
-----------------	---------------------------------

<b>AOCTO/RGBW/BTC</b>	12 - 24V Single CCT/RGBW Controlador
-----------------------	--------------------------------------

Controladores


<b>AD30W/12V</b>	30W 12V Driver Corriente Constante
<b>AD75W/12V</b>	75W 12V Driver Corriente Constante
<b>ADDIM75W/12V</b>	75W 12V Regulable (1-10V or Switch Dim)



# Python White Kit de Tira de LED Flexible

Driver Incluido

226



<b>APYLED/KIT/CW</b>	LED	5M 30W 4000K
<b>APYLED/KIT/WW</b>	LED	5M 30W 3000K

#### Accesorios

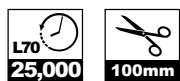

<b>AMLED/LC</b>	Junta flexible de ajuste rápido
-----------------	---------------------------------



W	30W
Lm/D	
4000K	1800lm
3000K	1600lm
Lm/W 4000K	80lm
Lm/W 3000K	75lm
CCT	4000K
	3000K
V	220V-240V
Hz	50-60Hz
Temp	-20°C - 45°C



# Viper RGB Kit de Tira de LED Flexible



W	36W
CCT	RGB
V	100V-240V
Hz	50-60Hz
Temp	-20°C - 45°C

AVLED/KIT	LED	5M 36W RGB
-----------	-----	------------

Accesorios

AMLED/LC	Junta flexible de ajuste rápido
----------	---------------------------------



# Mamba Kit de Tira de LED Flexible Temperatura de Color blanco regulable

228



AMLED/KIT/TUNE	LED	5M 30W 2500K ↔ 6500K
----------------	-----	----------------------

Accesorios

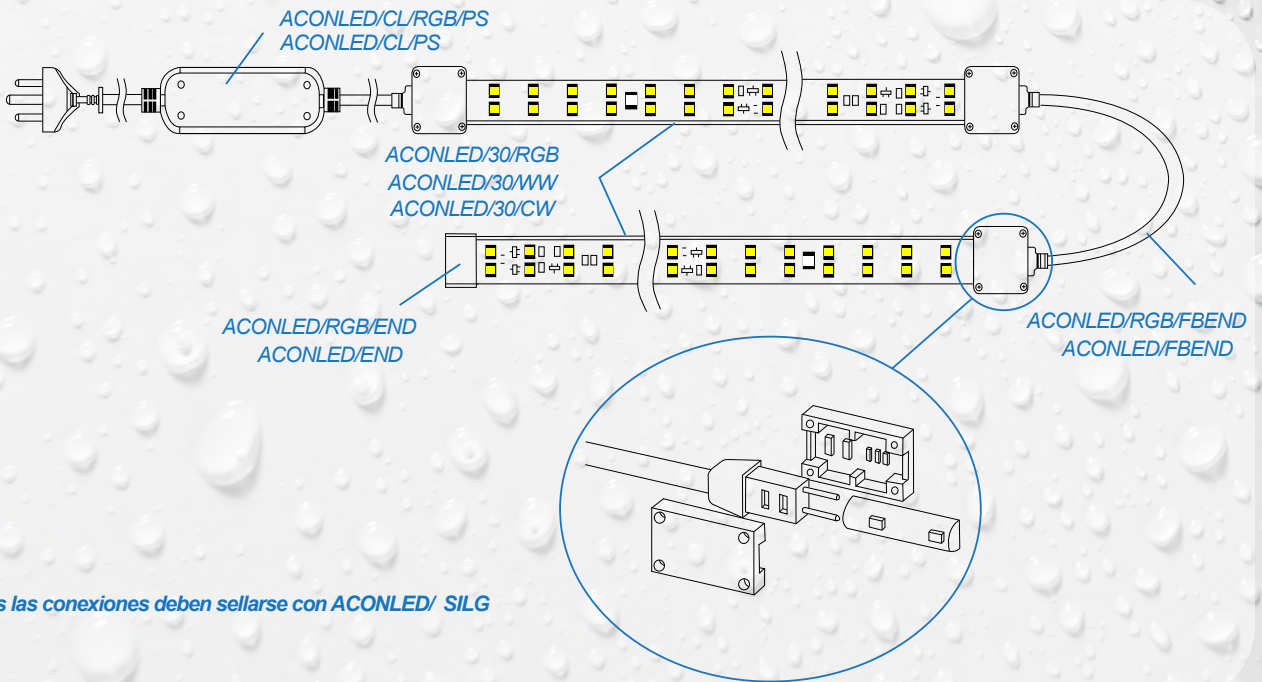

AMLED/LC	Junta flexible de ajuste rápido
----------	---------------------------------

W	30W
CCT	2500K - 6500K
V	100V-240V
Hz	50-60Hz
Temp	-20°C - 45°C

# Concho

**IP  
65**      **AC  
LED**

- 4000K - 3000K Max. 50m
- RGB - Max. 30m
- 1000lm per m 3000K
- 1100lm per m 4000K
- 100lm/W




ACONLED/CL/PS




ACONLED/CL/RGB/PS



ACONLED/FBEND



ACONLED/CLIPS



ACONLED/END

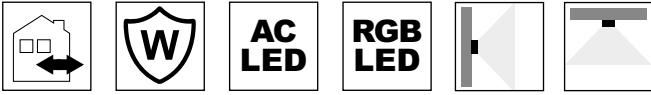


ACONLED/SILG

# IP65 Concho AC LED Strip (1100lm per m)

No Necesita Driver


230



3000K




4000K



R



G



B

## White LED Cut-Lengths (1 Metre Multiples)

ACONLED/CL/WW	LED	3000K (Per Metre c/w 3 Fixing Clips)
ACONLED/CL/CW	LED	4000K (Per Metre c/w 3 Fixing Clips)
ACONLED/CL/PS	LED	Power Supply (1 Required Per Cut Length)

## RGB LED Cut-Lengths (1 Metre Multiples)

ACONLED/CL/RGB	LED	RGB (Per Metre c/w 3 x Clips)
ACONLED/CL/RGB/PS	LED	RGB Power Supply and TOUCH RF Control (1 Required Per Cut Length)

## White LED 50 Metre Drums

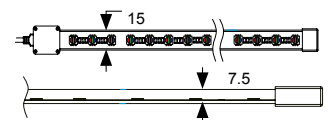
ACONLED/50/WW	LED	3000K
ACONLED/50/CW	LED	4000K
ACONLED/50/PS	LED	Power Supply
ACONLED/END	LED	End Cap
ACONLED/SILG	LED	100ml Silicon Glue
ACONLED/CLIPS	LED	3 x Fixing Clips
ACONLED/FBEND	LED	200mm Flexi Bend

## RGB LED 30 Metre Drums

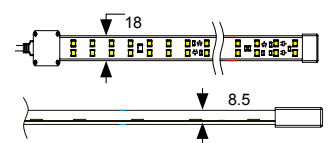
ACONLED/30/RGB	LED	RGB
ACONLED/30/RGB/PS	LED	RGB Power Supply (1 Required Per Length)
ACONLED/RGB/FBEND	LED	RGB 200mm Flexi Bend
ACONLED/SILG	LED	100ml Silicon Glue
ACONLED/RGB/END	LED	RGB End Cap
ACONLED/RGB/CLIPS	LED	3 x RGB Fixing Clips



### RGB



### White



W	
WH	11W per m
RGB	10W per m
CRI	Ra 80
CCT	4000K 3000K
V	220V-240V
Hz	50-60Hz
Temp	-20°C - 45°C



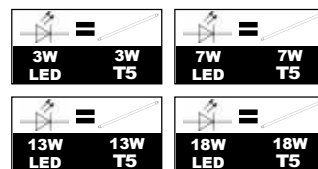




# Matrix CCT LED

Driver Incluido

232



				L	W	D
<b>AMALED20/CCT</b>	LED	3W - 4000K/3000K		220	22.8	38.4
<b>AMALED50/CCT</b>	LED	7W - 4000K/3000K		525	22.8	38.4
<b>AMALED80/CCT</b>	LED	13W - 4000K/3000K		858	22.8	38.4
<b>AMALED120/CCT</b>	LED	18W - 4000K/3000K		1158	22.8	38.4

Accesorios

<b>A250TLL/T5</b>	250mm Conector
<b>A500TLL/T5</b>	500mm Conector
<b>A1000TLL/T5</b>	1000mm Conector

	4000K	3000K
<b>W</b>	3W 7W 13W 18W	
<b>Lm/D</b>	290lm 712lm 1320lm 1844lm	272lm 696lm 1268lm 1724lm
<b>Lm/W</b>	97lm 102lm 102lm 102lm	91lm 99lm 98lm 96lm
<b>CRI</b>	Ra 80	
<b>CCT</b>	4000K 3000K	
<b>V</b>	230V	
<b>Hz</b>	50/60Hz	
<b>Temp</b>	-10°C - 40°C	

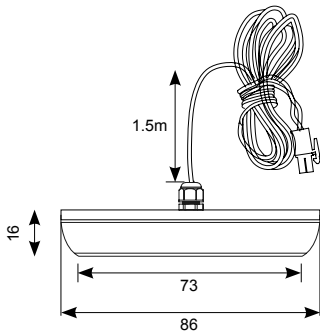




**Project - Private Residential**  
Holmes Chapel, UK

# Reveal AC LED Cabinet Light

No Necesita Driver



ARCLEL/CW/W



ARCLEL/CW/SS

W	2W
Lm/D	
4000K	146lm
3000K	132lm
Lm/W 4000K	73lm
Lm/W 3000K	66lm
CRI	Ra 80
CCT	4000K
	3000K
V	220V-240V
Hz	50-60Hz
Temp	-10°C - 40°C

					PVP
ARCLEL/CW/W	LED	2W	4000K	W	€16.40
ARCLEL/CW/SS	LED	2W	4000K	SS	€16.40
ARCLEL/WW/W	LED	2W	3000K	W	€16.40
ARCLEL/WW/SS	LED	2W	3000K	SS	€16.40



# Reveal AC LED Tri-Light

No Necesita Driver

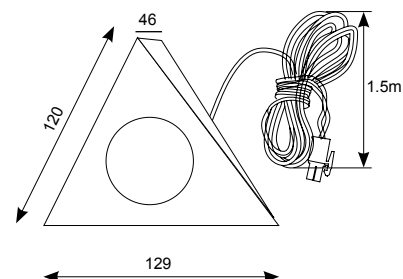
236



ARLEDTL/CW



ARLEDTL/WW



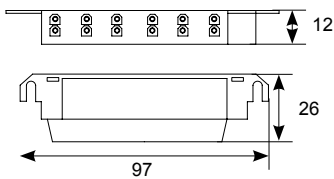
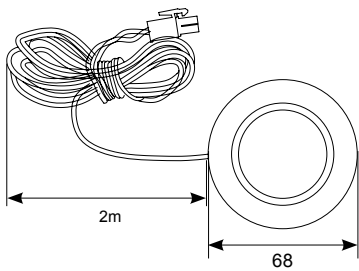
W	2W
Lm/D	
4000K	123lm
3000K	111lm
Lm/W 4000K	61lm
Lm/W 3000K	56lm
CRI	Ra 80
CCT	4000K
	3000K
V	220V-240V
Hz	50-60Hz
Temp	-10°C - 40°C

					PVP
ARLEDTL/CW	LED	2W 4000K	● SC		€22.55
ARLEDTL/WW	LED	2W 3000K	● SC		€22.55



# Trio LED Cabinet Light Kit

Driver Incluido



Caja de conexión

W	3 x 3W
Lm/D	3 x 80lm
Lm/W	27lm
CRI	Ra 80
CCT	3000K
V	220V-240V
Hz	50-60Hz
Temp	-20°C - 40°C



ATCKLED/W  
(Kit)



ATCKLED/SI  
(Kit)



ATCSLED/W  
(Individual)



ATCSLED/SI  
(Individual)

					PVP
ATCKLED/W	LED	3 x 3W 3000K Kit	● W		€96.00
ATCKLED/SI	LED	3 x 3W 3000K Kit	● SS		€96.00
ATCSLED/W	LED	1 x 3W 3000K Single	● W		€25.10
ATCSLED/SI	LED	1 x 3W 3000K Single	● SS		€25.10



# Gamma Mini LED

Driver Incluido

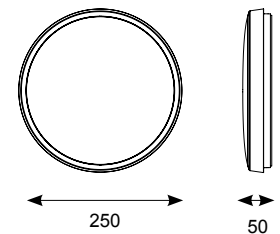
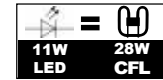
238



AMGAMLED



AMGAMLED + AMGAMLEDBZ/CH

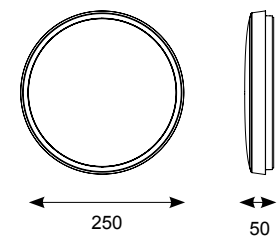
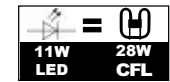



				PVP
AMGAMLED	LED	11W 4000K		€57.00
AMGAMLED/WW	LED	11W 3000K		€57.00
/M3				+ €51.00
/MWS				+ €49.00
<b>Accesorios</b>				
AMGAMLEDBZ/CH		CH		€6.60

W	11W
Lm/D	
4000K	1031lm
3000K	971lm
Lm/W 4000K	94lm
Lm/W 3000K	88lm
CRI	Ra 80
CCT	4000K
	3000K
V	220V-240V
Hz	50Hz
Temp	-5°C - 35°C

# Gamma Mini LED CCT


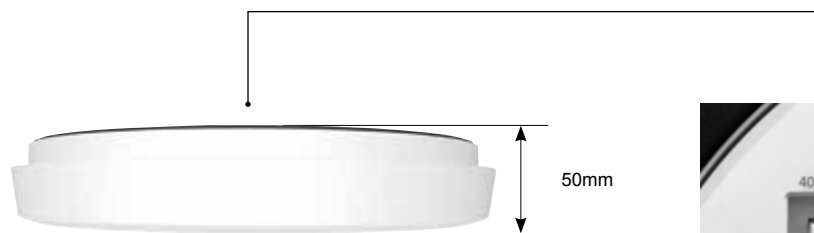
Driver Incluido



AMGAMLED/CCT



AMGAMLED/CCT + AMGAMLEDBZ/CH



Interruptor de temperatura de cambio de color seleccionable entre 3000K y 4000K

W	10W
Lm/D	
4000K	1148lm
3000K	1053lm
Lm/W 4000K	115lm
Lm/W 3000K	105lm
CRI	Ra 80
CCT	4000K
	3000K
V	230V
Hz	50Hz
Temp	-5°C to 35°C

			PVP
AMGAMLED/CCT	LED	10W - 4000K/3000K	€64.00
/M3			+ €51.00
/MWS			+ €49.00
Accesorios			
AMGAMLEDBZ/CH			€6.60



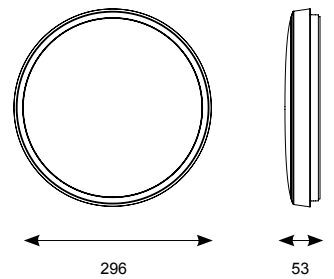
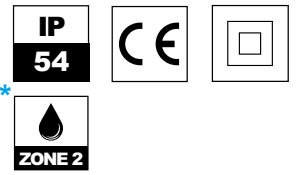
# Gamma LED

Driver Incluido

240



AGAMLED + AGAMLEDBZ/CH



				PVP
AGAMLED	LED	18W - 4000K		€121.00
AGAMLED/WW	LED	18W - 3000K		€121.00
/M3				+ €51.00
/MWS				+ €49.00

Accesorios

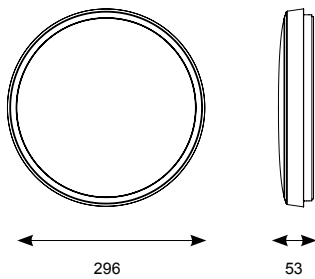
AGAMLEDBZ/CH		CH		€11.75
--------------	--	----	--	--------

W	18W
Lm/D	
4000K	1675lm
3000K	1551lm
Lm/W 4000K	93lm
Lm/W 3000K	86lm
CRI	Ra 80
CCT	4000K
	3000K
V	220V-240V
Hz	50Hz
Temp	-5°C - 35°C

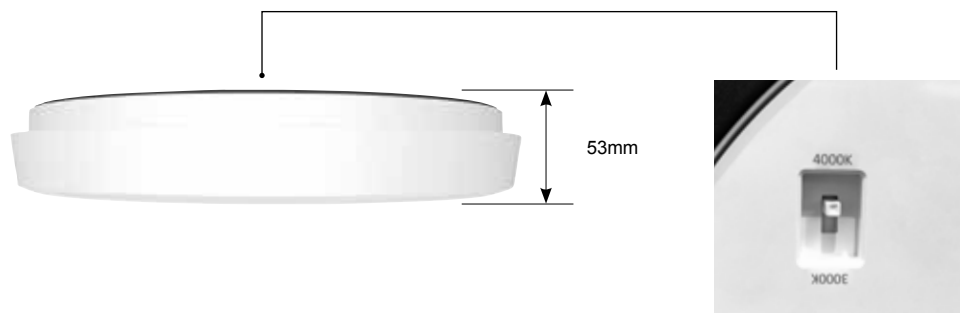
# Gamma LED CCT

Driver Incluido

241



AGAMLED/CCT + AGAMLEDBZ/CH



Interruptor de temperatura de cambio de color seleccionable entre 3000K y 4000K

W	17W
Lm/D	
4000K	1846lm
3000K	1681lm
Lm/W 4000K	109m
Lm/W 3000K	99lm
CRI	Ra 80
CCT	4000K
	3000K
V	230V
Hz	50Hz
Temp	-5°C to 35°C

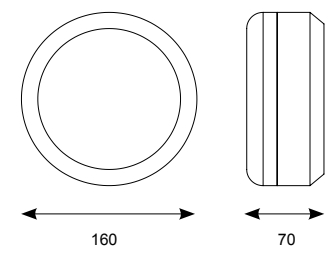
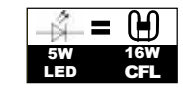
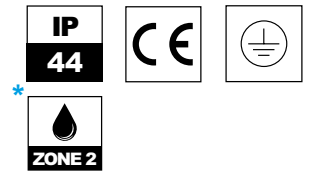
			PVP
AGAMLED/CCT	LED	17W - 4000K / 3000K	€136.00
/M3			+ €51.00
/MWS			+ €49.00
AGAMLEDBZ/CH			€11.75





# Beta LED

Driver Incluido

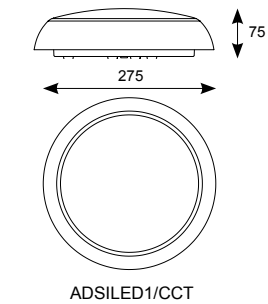
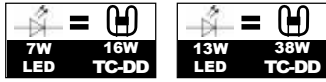


<b>ABELED/WV</b>	LED	5W 4000K	<b>PVP</b> <b>€43.65</b>
------------------	-----	----------	-----------------------------

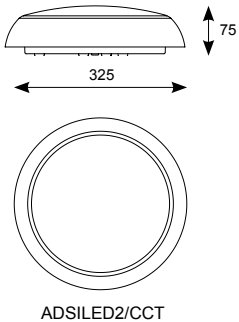
W	5W
Lm/D	436lm
Lm/W	87lm
CRI	Ra 70
CCT	4000K
V	220V-240V
Hz	50Hz
Temp	0°C - 25°C

# Disco Slim LED CCT

Driver Incluido



ADSILED1/CCT



ADSILED2/CCT

	4000K	3000K
W	7W	13W
Lm/D	643lm	575lm
	1083lm	1027lm
Lm/W	92lm	82lm
	83lm	79lm
CRI	Ra 80	
CCT	4000K	
	3000K	
V	230V	
Hz	50Hz	
Temp	-10°C - 25°C	



ADSILED1/CCT

IP65



ADSILED1/CCT +  
ADSILED/1BZ/CH



ADSILED1/CCT +  
ADSILED/1BZ/GR

			PVP
ADSILED1/CCT	LED	7W - 4000K/3000K	€95.50
ADSILED2/CCT	LED	13W - 4000K/3000K	€134.00

/M3		(Solo 13W)	+ €53.00
/MWS		(Solo 13W)	+ €51.00

Accesorios

ADSILED/1BZ/CH		(8W)	€10.40
ADSILED/1BZ/GR		(8W)	€10.40
ADSILED/2BZ/CH		(13W)	€11.65
ADSILED/2BZ/GR		(13W)	€11.65



# Disco Slim LED

Driver Incluido

244

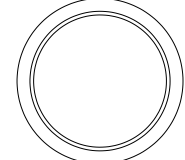
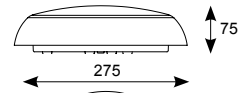
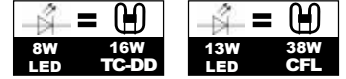
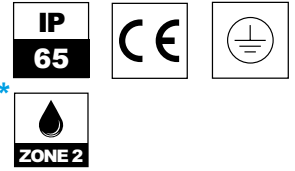


ADSILED2

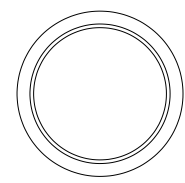
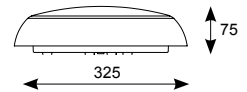


ADSILED1 + ADSILED/1BZ/CH

ADSILED1 + ADSILED/1BZ/GR



ADSILED1



ADSILED2

				PVP
ADSILED1	LED	8W 4000K		€89.50
ADSILED1/WW	LED	8W 3000K		€89.50
ADSILED2	LED	13W 4000K		€123.00
ADSILED2/WW	LED	13W 3000K		€123.00
/M3		(Solo 13W)		+ €53.00
/MWS		(Solo 13W)		+ €51.00
/MWS/M3/CF		(Solo 13W)		+ €115.00

Accesorios

ADSILED/1BZ/CH		CH (8W)	€10.40
ADSILED/1BZ/GR		GR (8W)	€10.40
ADSILED/2BZ/CH		CH (13W)	€11.65
ADSILED/2BZ/GR		GR (13W)	€11.65

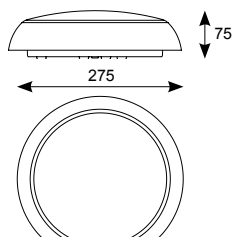

	4000K	3000K
W	8W	13W
Lm/D	584lm	547lm
	1021lm	979lm
Lm/W	73lm	68lm
	79lm	75lm
CRI	Ra 80	
CCT	4000K	
	3000K	
V	220V-240V	
Hz	50Hz	
Temp	-10°C - 25°C	

# Disco Slim Halo LED

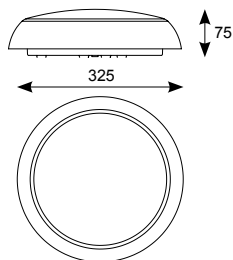
Driver Incluido



245



ADSIHLED1



ADSIHLED2

4000K      3000K

W	8W	13W
Lm/D	687lm	605lm
	1198lm	1064lm
Lm/W	86lm	87lm
	92lm	82lm
CRI	Ra 80	
CCT	4000K	
	3000K	
V	220V-240V	
Hz	50Hz	
Temp	-10°C - 25°C	



ADSIHLED2



ADSIHLED1 + ADSILED/1BZ/CH



ADSIHLED1 + ADSILED/1BZ/GR

				PVP
ADSIHLED1	LED	8W 4000K		€94.50
ADSIHLED1/WW	LED	8W 3000K		€94.50
ADSIHLED2	LED	13W 4000K		€131.00
ADSIHLED2/WW	LED	13W 3000K		€131.00
/M3		(Solo 13W)		+ €53.00
/MWS		(Solo 13W)		+ €51.00
/MWS/M3/CF		(Solo 13W)		+ €115.00

### Accesorios

ADSILED/1BZ/CH		CH	(8W)	€10.40
ADSILED/1BZ/GR		GR	(8W)	€10.40
ADSILED/2BZ/CH		CH	(13W)	€11.65
ADSILED/2BZ/GR		GR	(13W)	€11.65



# Disco LED

Driver Incluido

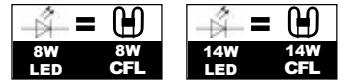
246



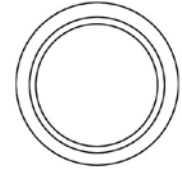
ADILED1



ADILED2



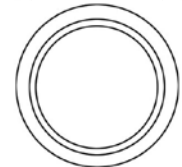
275



ADILED1



326



ADILED2

				PVP
ADILED1	LED	8W 4000K		€90.00
ADILED2	LED	14W 4000K		€127.00

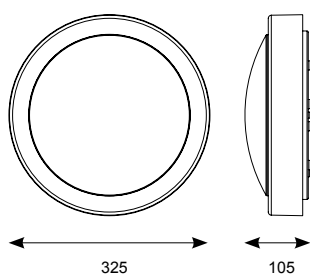
/M3		(Solo 14W)		+ €53.00
/MWS		(Solo 14W)		+ €51.00
/MWS/M3/CF		(Solo 14W)		+ €115.00

Accesorios

ADI28BZ/BR		BR (14W)		€11.45
ADI28BZ/CH		CH (14W)		€11.45
ADI28BZ/SG		SG (14W)		€11.45

W	8W 14W
Lm/D	539lm 860lm
Lm/W	67lm 61lm
CRI	Ra 70
CCT	4000K
V	220V-240V
Hz	50-60Hz
Temp	-10°C-25°C





AJALED



AJALED + AJALEDDBZ/CH

W	14W
Lm/D	993lm
Lm/W	66lm
CRI	Ra 80
CCT	4000K
V	220V-240V
Hz	50-60Hz
Temp	0°C - 25°C

			PVP
AJALED	LED	14W 4000K	€127.00
/M3			+ €53.00
/MWS			+ €51.00
/MWS/M3/CF			+ €115.00
<i>Accesorios</i>			
AJALEDDBZ/CH		CH	€12.50



# Profile Dual Voltage LED Razor Light

Driver Incluido

248



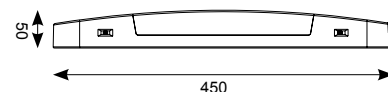
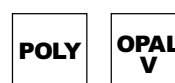
Interrupor de configuración  
SELV



PVP


APLEDDVRL LED 8W 4000K

€63.50



W	8W
Lm/D	
FP	436lm
NL	33lm
Lm/W	55lm
CRI	Ra 70
CCT	4000K
V	220V-240V
Hz	50-60Hz
Temp	0°C - 40°C

# Dual Voltage Razor Light



	L	W	D	PVP		
ADVRL	284mm	60W White	493	60	71	€44.45

# Dual Voltage Shaver Socket



ADVSS

ADVSS	Dual Voltage Shaver Socket	PVP	€21.15
-------	----------------------------	-----	--------

