



Your Reliable Power Partner

Standard Switching Power Supply Manufacturer

July
2019



■AC/DC Enclosed

LRS Series	LRS-35, LRS-50, LRS-75, LRS-100	1	
	LRS-150F, LRS-150, LRS-200, LRS-350	2	
G3 Series	RS-15 / 25 / 35 / 50 / 75 / 100 / 150	3~4	
	RD-35 / 50 / 65 / 85 / 125		
	RID-50 / 65 / 85 / 125, RT-50 / 65 / 85 / 125		
	RQ-50 / 65 / 85 / 125		
SE Series	SE-450, SE-600, SE-1000, SE-1500	5	
PFC	General	PSP-600, PSPA-1000	6
		RSP-75, RSP-100, RSP-150, RSP-200	7
		RSP-320, RSP-500	8
		QP-150, QP-200, QP-320, LDPC-50A	9~10
		HRP-75, HRP-100, HRP[G]-150, HRP[G]-200	11
		HRP[G]-300 / 450 / 600 / 1000	12
		RSP-750, RSP-1000, RSP-1600, RSP-2000	13
		RSP-1500, RSP-2400	14
		RSP-3000, CSP-3000	15
		RST-5000, RST-10000	16
	Conduction Cooled	UHP-200, UHP-350, UHP-500	17
		UHP-750, UHP-1000	18
		UHP-1500, UHP-2500	19
		PHP-3500, DPU-3200	20
	Programmable	SPV-150, SPV-300 Output Voltage Programmable	21
	Redundancy Module	ERDN20, ERDN40	22
	Medical	MSP-100, MSP-200, MSP-300	23
		MSP-450, MSP-600, MSP-1000	24
	DIN Series	HDR-15, HDR-30, HDR-60	25
		HDR-100, HDR-150	26
MDR-10 / 20 / 40 / 60 / 100		27	
WDR-60 , WDR-120, WDR-240, WDR-480		28	
SDR-75 / 120 / 240 / 480 [P] / 960		29	
NDR-75, NDR-120, NDR-240, NDR-480		30	
EDR-75, EDR-120, EDR-150		31	
TDR-240 , TDR-480, TDR-960		32	
DRH-120, DRT-240, DRT-480, DRT-960		33	
DRA-40, DRA-60		34	
DRDN20, DRDN40		35	
DR-RDN20, DR-UPS40 DBUF20/40		36	
ICL-16R, ICL-16L, ICL-28R, ICL-28L		37	

■AC/DC Open Frame

Industrial	LPS-50 / 75 / 100, LPP-100 / 150	38
	PS-05, PD-25, PD-45, PT-45, PT-4503 / 6503	39
	RPD-65, RPT-65, PD-110, PPT-125, PID-250	40
	IRM-01-x[S] / 02-x[S] / 03-x[S] / 05 / 10 / 15 / 20	41
	IRM-30 / 45 / 60 / 90 -x[ST]	42
	EPS-15, EPS-25/35, EPS-45S, EPS-65S	43
	EPS-45 / 65-x[C] / EPS-120, EPP-120S	44
	ELP-75, EPP-100, EPP-150, EPP-200	45
	EPP-300, EPP-400, EPP-500	46

Medical	MPM-05/10/15/20/30-x[ST] MPM-45/65/90	47
	MFM-05 / 10 / 15 / 20 / 30	48
	RPS-30, RPS-45, RPS-65, RPS-120S	49
	RPS-60S/D/T, RPS-120/200, RPS-120 / 200-x[C]	50
	RPS/D/T-75, RPS[G]/T-160, RPT-160-C	51
	RPS-300/400, RPS-300/400-x[C], RPS-400-x[TF] / [SF]	52
	RPS-500-x[C] / -x[TF] / -x[SF] , MPQ-200	53

■AC/DC External Power

Adaptor	Industrial	GE12/ 18/ 24/ 30/ 40 Interchangeable AC Plug	54	
		GS05E/U-USB, GS06E/U, GS15A/B/E/U	55	
		GST18A/B/E/U, GST25A/B/E/U, GST36B/E/U	56	
		GST40A / 60A / 90A / 120A	57	
		GST160A / 220A / 280A	58	
		SGA12E/U, SGA18E/U, SGA25E/U	59	
		SGA40E/U/CH, SGA60E/U Optional DC Plug List	60	
		GP25A, GP25B, GP50A	61	
		Moistureproof	OWA-60E/U, OWA-90E/U, OWA-120E/U	62
			Medical	GSM06/ 12 E/U , GSM18/25B/E/U
	GSM36B/E/U, GSM60E/U , GSM40/60A/B	64		
	GSM90A/B, GSM120A/B	65		
	GSM160A/B, GSM220A/B	66		
	GEM12I, GEM18I, GEM30I, GEM40I, GEM60I	67		
	Interchangeable AC Plug 2			

■Battery Charger

Portable	GC30B/E/U, GC120, GC160, GC220, GC330	68
	ENP/ENC-120 / 180 / 240 / 360	69
Stationary	SBP-001	70
	PA-120, PB-120, PB-230	71
	PB-300, PB-360, PB-600, PB-1000	72
	RPB-1600, RCB-1600	73
	DBU-3200, DBR-3200, DHP-1UT	74
	HEP-600C, HEP-1000	75

■Configurable Power

Modular Series	UMP-400	76
	NMP650 , NMP1K2	77~78
	NMS-240	RSTP&SHP
	MP450, MP650, MP1K0	79~80
	MS-75 / 150 / 210 / 300 / 360, MD-100	

■19" Rack Power

1U Front End & Shelf	RCP-1000, RCP-1U	81
	RCP-1600, RHP-1U	82
	RCP-2000, RKP-1U [] , RKP-CMU1,	83
	RKP-1U [] -CMU1	
	DRP-3200, DHP-1UT, CMU2	84

■Specific Purpose

Security	DRC-40, DRC-60, DRC-100	85
	PSC-35-x[C], PSC-60-x[C], PSC-100-x[C], PSC-160-x[C]	86

Security	ADS-55, AD-55, ADD-55,	87
	ADS-155, AD-155, ADD-155	
	SCP-35, SCP-50, SCP-75	88
ATX Power	IPC-300	88
Harsh Environment	HEP-100, HEP-150	89
	HEP-185, HEP-240	90
	HEP-320, HEP-480	91
	HEP-600, HEP-1000	92
Rainproof	ERP-200 , ERP-350, ERPF-400	93
LED Sign Panel	UHP-200A, LPH-200	94

■DC/DC Converter

Enclosed	SD-15, SD-25, SD-50, SD-100	95	
	SD-150, SD-200, SD-350, SD-500, SD-1000	96	
	RSD-30, RSD-60, RSD-100, RSD-150	97	
	RSD-200, RSD-300	98	
DIN Series	DDR-15, DDR-30, DDR-60	99	
	DDR-120, DDR-240	100	
On Board Type	NID35, NID65, NID100	101	
	NSD05/10-S, NSD10-D, NSD15-S/D	102	
PCB Type	PSD15, PSD30, PSD45	103	
Module Type	SMD	SMT01 , SBTN01, SFTN01	104
		DETN01, SFTN02, DETN02	105
	SIP	MDS01, MDD01, MDS02, MDD02	106
		SMU01, SMU02, SPU01, DPU01	107
		SPUN02, DPUN02 , SPU02, SPU03	108
		SPRN01, DPRN01 , SPR01, SPA01	109
		SPA02, SPAN02, DPAN02	110
		SPB03, SPB05, SPB09, DPB09	111
	DIP	SPBW03, DPBW03, SPBW06, DPBW06	112
		SRS, SUS01, SMA01	113
		SLC03, DLC03, SCW03, DCW03	114
		SCWN03, DCWN03, SCW05, DCW05	115
		SCWN06, DCWN06, SCW08, DCW08	116
		RSDW08, RDDW08, RSDW10, RDDW10	117
	1"x1"	SCW12, DCW12, SCW20	118
		SKM10, DKM10, SKM15	119
	2"x1"	SKMW20, DKMW20, SKMW30, DKMW30	120
		SLW05, DLW05, SKE10, DKE10	121
	2"x2"	SKA15, DKA15, RSDW20, RDDW20	122
		SKA20, SKM30, SKM50	123
	2"x2"	SKE15, DKE15	124
		SDM30, DKA30, TKA30	125
	Brick	SKA40, SKA60	126
		MHB75, MHB100, MHB150	127

■KNX ■DC/AC Inverter

KNX	Power	KNX-20E, KNX-40E	128
	Actuator	AAA-8R, AAA-4R4V	129
Inverter	A301, A302	130	
	TS-200 / 400 / 700	131	
	TS-1000 / 1500 / 3000	132	
	TN-1500, TN-3000	133	

■Accessories

Other Power Catalogs **134**

Accessories	DRL-01 / 02 / 03A, DRP-01 / 01A / 02 / 03 / 04	135
	MHS012 / 013 / 014 / 025 / 026 / 027	
	TBC-05 / 07 / 08 / 09, DH12A40V	

	: New Announced		: Coming Soon
	: New Product within 2 Years		: Supplementary Information
	: The Premium Series		
	: The Best Cost-Performance Series		

Type	Series	Model No.	Page
AC/DC Enclosed	PFC / General	PSPA-1000	6
		HRP all models	11~12
	Programmable	DPU-3200	20
		Medical	MSP-100 / 200 / 300 / 450 / 600 / 1000
DIN	SDR-75 / 120 / 240 / 480 [P] / 960	WDR-120 / 240 / 480	28
			29
AC/DC External Power	Adaptor	OWA all models	62
Configurable Power	Modular	NMP-650 / 1K2	77~78
19" Rack Power	1U Front End	DRP-3200	84
DC/DC Converter	Enclosed	RSD-30 / 60 / 100 / 150 / 200 / 300	97~98

Type	Series	Model No.	Page	
AC/DC Enclosed	LRS	All models	1~2	
	G3	RS-15 / 25	3	
	SE	SE-450 / 600 / 1000 / 1500	5	
	PFC / General	PSP-600		6
		RSP-75 / 100 / 150 / 200 / 320 / 500		7~8
	PFC / Programmable	RSP-750 / 1000 / 1600 / 2000		13
		RSP-1500 / 2400 / 3000		14~15
	PFC / U-bracket	RST-5000 / 10000		16
		UHP-200 / 350 / 500		17
	DIN	HDR-15 / 30 / 60 / 100 / 150		25~26
		MDR-10 / 20 / 40 / 60 / 100		27
		NDR-75 / 120 / 240 / 480		30
		EDR-75 / 120 / 150		31
		TDR-240 / 480 / 960		32
DRA-40 / 60			34	
AC/DC Open Frame	Industrial	IRM all models	41~42	
		EPS-15 / 25 / 35 / 45 / 45S / 65 / 65S / 120	43~44	
		EPP-100 / 120S / 150 / 200 / 300 / 400	45~46	
	Medical	MPM-05 / 10 / 15 / 20 / 30-x [ST]		47
		MFM-05 / 10 / 15 / 20 / 30		48
		RPS-30/45/65, RPS-60/65		49~50
		RPS-120/120S/200-x [C]		
		RPS-75, RPS [G]-160		51
		RPS-300-x [C], RPS-400-x [C], -x [TF], -x [SF]		52
		GST18A/B/E/U, GST25A/B/E/U		56
AC/DC External Power	Industrial	GST36B/E/U		
		GST40A / 60A / 90A / 120A	57	
		GST160A / 220A / 280A	58	
Battery Charger	Portable	ENP/ENC-120 / 180 / 240 / 360	69	
Specific Purpose	Security	PSC-35 / 60 / 100 / 160 -x-C	86	
DC/DC Converter	DIN	DDR-15 / 30 / 60 / 120 / 240	99~100	

Enclosed-LRS Series

35~100W Low Profile



LRS-100

LRS-75

LRS-35/50

■ Features

- No load power consumption <0.2W for 35W/50W; <0.3W for 75W/100W
- Universal AC input / Full range
- Withstand 300VAC surge input for 5 seconds
- Ultra compact and 1U low profile
- Withstand 5G vibration test
- High operating temperature up to 70°C
- Protections: Short circuit / Overload / Over voltage
- Cooling by free air convection
- Compliance to IEC/EN60335-1(PD3) and IEC/EN61558-1,-2-16 for household appliances
- Operating altitude up to 5000 meters
- High efficiency, long life and high reliability
- LED indicator for power on
- Low cost
- 3 years warranty

■ General Specification (Please refer to www.meanwell.com for detail spec.)



Model No.	LRS-35	LRS-50	LRS-75	LRS-100
AC input voltage range	85~264VAC ; 120~370VDC			
AC inrush current (max.)	Cold start, 45A at 230VAC		65A at 230VAC	50A at 230VAC
DC adjustment range	±10% by potentiometer			
Overload protection	Range	110%~150%		
	Type	Hiccup mode, auto-recovery		
Over voltage protection	Range	115%~135% rated output voltage		
	Type	Shut down o/p voltage, re-power on to recover		
Withstand voltage	I/P-O/P: 4kVAC, I/P-FG: 2kVAC, O/P-FG: 1.25kVAC, 1 minute			
Working temperature	-30~+70°C (refer to output derating curve)			
Safety standards	UL62368-1, IEC/EN62368-1, IEC/EN61558-1, EN61558-2-16, IEC/EN60335-1, CCC GB4943, BSMI CNS14336-1, EAC TP TC 004, AS/NZS 60950.1 approved			
EMC standards	EN55032 class B, EN55014, EN61000-3-2, 3, EN61000-4,2,3,4,5,6,8,11, GB9254, CNS13438			
Connection	5P/9.5mm pitch terminal block			7P/9.5mm pitch terminal block
Dimension (LxWxH) (mm)	99x 82x 30		99x 97x 30	129x 97x 30

■ 35W

LRS-35

Model No.	Output	Tol.	R&N	Effi.
LRS-35-5	5V, 0~7A	±2%	80mV	82.0%
LRS-35-12	12V, 0~3A	±1%	120mV	86.0%
LRS-35-15	15V, 0~2.4A	±1%	120mV	86.0%
LRS-35-24	24V, 0~1.5A	±1%	150mV	88.0%
LRS-35-36	36V, 0~1A	±1%	200mV	88.0%
LRS-35-48	48V, 0~0.8A	±1%	200mV	89.0%

■ 75W

LRS-75

Model No.	Output	Tol.	R&N	Effi.
LRS-75-5	5V, 0~14A	±2%	100mV	86.5%
LRS-75-12	12V, 0~6A	±1%	120mV	89.0%
LRS-75-15	15V, 0~5A	±1%	120mV	89.0%
LRS-75-24	24V, 0~3.2A	±1%	150mV	90.0%
LRS-75-36	36V, 0~2.1A	±1%	200mV	91.5%
LRS-75-48	48V, 0~1.6A	±1%	200mV	91.5%

■ 50W

LRS-50

Model No.	Output	Tol.	R&N	Effi.
LRS-50-3.3	3.3V, 0~10A	±3%	80mV	80.0%
LRS-50-5	5V, 0~10A	±2%	80mV	83.0%
LRS-50-12	12V, 0~4.2A	±1%	120mV	86.0%
LRS-50-15	15V, 0~3.4A	±1%	120mV	88.0%
LRS-50-24	24V, 0~2.2A	±1%	150mV	88.0%
LRS-50-36	36V, 0~1.45A	±1%	200mV	89.0%
LRS-50-48	48V, 0~1.1A	±1%	200mV	90.0%

■ 100W

LRS-100

Model No.	Output	Tol.	R&N	Effi.
LRS-100-3.3	3.3V, 0~20A	±3%	100mV	84.5%
LRS-100-5	5V, 0~18A	±2%	100mV	86.0%
LRS-100-12	12V, 0~8.5A	±1%	120mV	88.0%
LRS-100-15	15V, 0~7A	±1%	120mV	88.5%
LRS-100-24	24V, 0~4.5A	±1%	150mV	90.0%
LRS-100-36	36V, 0~2.8A	±1%	200mV	90.5%
LRS-100-48	48V, 0~2.3A	±1%	200mV	91.0%

Enclosed-LRS Series 150~350W Low Profile



LRS-350

LRS-200

LRS-150/LRS-150F

■ Features

- No load power consumption <0.5W for 150W; <0.75W for 200W/350W
- AC input selectable by switch (LRS-150F Universal AC input / Full range)
- Withstand 300VAC surge input for 5 seconds
- Ultra compact and 1U low profile
- Withstand 5G vibration test
- High operating temperature up to 70°C
- Protections: Short circuit / Overload / Over voltage / Over temp.
- Cooling by free air convection (150W/200W); forced air cooling by built-in DC fan (350W)
- Compliance to IEC/EN60335-1(PD3) and IEC/EN61558-1,-2-16 for household appliances (150W)
- Operating altitude up to 5000 meters
- LED indicator for power on
- High efficiency, long life and high reliability
- Low cost
- 3 years warranty

■ General Specification (Please refer to www.meanwell.com for detail spec.)

Model No.	LRS-150F	LRS-150	LRS-200	LRS-350
AC input voltage range	85~264VAC; 120~370VDC	115 / 230VAC by switch		
AC inrush current (max.)	Cold start, 60A at 230VAC			
DC adjustment range	±10% by potentiometer			
Overload protection	Range	110%~140%		
	Type	Hiccup mode, auto-recovery		
Over voltage protection	Range	115%~145% rated output voltage		
	Type	Shut down o/p voltage, re-power on to recover		
Withstand voltage	I/P-O/P: 4kVAC, I/P-FG: 2kVAC, O/P-FG: 1.25kVAC		I/P-O/P: 3kVAC, I/P-FG: 2kVAC, O/P-FG: 0.5kVAC	
Working temperature	-30~+70°C (refer to output derating curve)		-25~+70°C (refer to output derating curve)	
Safety standards	UL62368-1, IEC/EN62368-1, IEC/EN61558-1, EN61558-2-16, IEC/EN60335-1, CCC GB4943, BSMI CNS14336-1, EAC TP TC 004, AS/NZS60950.1 approved		UL62368-1, BSMI CNS14336-1, EAC TP TC 004 approved	
EMC standards	EN55032 class B, EN55014, EN61000-3-2(120W), 3, EN61000-4,2,3,4,5,6,8,11, GB/T 9254, EAC TP TC 020, BSMI CNS13438		EAC TP TC 020, BSMI CNS13438, Design refer to EN55032 class A	
Connection	7P/9.5mm pitch terminal block		9P/9.5mm pitch terminal block	
Dimension (LxWxH) (mm)	159x 97x 30		215x 115x 30	

■ LRS-150 Series

Model No.	Output	Tol.	R&N	Effi.
LRS-150-12	12V, 0~12.5A	±1%	150mV	87.5%
LRS-150-15	15V, 0~10A	±1%	150mV	88.5%
LRS-150-24	24V, 0~6.5A	±1%	200mV	89.0%
LRS-150-36	36V, 0~4.3A	±1%	200mV	89.0%
LRS-150-48	48V, 0~3.3A	±1%	200mV	90.0%

■ LRS-200 Series

Model No.	Output	Tol.	R&N	Effi.
LRS-200-3.3	3.3V, 0~40A	±3%	150mV	83.0%
LRS-200-4.2	4.2V, 0~40A	±4%	150mV	86.0%
LRS-200-5	5V, 0~40A	±3%	150mV	87.0%
LRS-200-12	12V, 0~17A	±1.5%	150mV	87.5%
LRS-200-15	15V, 0~14A	±1%	150mV	88.0%
LRS-200-24	24V, 0~8.8A	±1%	150mV	89.5%
LRS-200-36	36V, 0~5.9A	±1%	200mV	89.5%
LRS-200-48	48V, 0~4.4A	±1%	200mV	90.0%

■ LRS-150F Series


Model No.	Output	Tol.	R&N	Effi.
LRS-150F-5	5V, 0~22A	±2%	100mV	85.0%
LRS-150F-12	12V, 0~12.5A	±1%	150mV	87.5%
LRS-150F-15	15V, 0~10A	±1%	150mV	89.0%
LRS-150F-24	24V, 0~6.5A	±1%	200mV	89.0%
LRS-150F-36	36V, 0~4.3A	±1%	200mV	89.0%
LRS-150F-48	48V, 0~3.3A	±1%	200mV	90.0%

■ LRS-350 Series

Model No.	Output	Tol.	R&N	Effi.
LRS-350-3.3	3.3V, 0~60A	±4%	150mV	79.5%
LRS-350-4.2	4.2V, 0~60A	±4%	150mV	81.5%
LRS-350-5	5V, 0~60A	±3%	150mV	83.5%
LRS-350-12	12V, 0~29A	±1.5%	150mV	85.0%
LRS-350-15	15V, 0~23.2A	±1%	150mV	86.0%
LRS-350-24	24V, 0~14.6A	±1%	150mV	88.0%
LRS-350-36	36V, 0~9.7A	±1%	200mV	88.5%
LRS-350-48	48V, 0~7.3A	±1%	200mV	89.0%

Enclosed-G3 Series

High Reliability Compact



RS-150 RD/ID/T/Q-125 RS-100 RD/ID/T/Q-85 RS-75 RD/ID/T/Q-65 RS-50 RD/ID/T/Q-50 RS-35 RD-35 RS-25 RS-15

Features

- No load power consumption <0.5W (RS-15~75)
- All using 105°C long life electrolytic capacitors
- Protections: Short circuit / Overload / Over voltage / Over Temp.(RS-15)
- Meet EMS EN50082-2/EN61000-6-2 heavy industry level (35~150W)
- Withstand 300VAC surge input for 5 sec.
- High operating temperature up to 70°C
- Withstand 5G vibration test
- Miniature size
- Long life and high reliability
- LED indicator for power on
- Suitable for critical applications
- 3 years warranty

General Specification (Please refer to www.meanwell.com for detail spec.)



Model No.	RS-15	RS-25	RS-35 RD-35	RS-50 RD/ID/T/Q-50	RS-75 RD/ID/T/Q-65	RS-100 RD/ID/T/Q-85	RS-150 RD/ID/T/Q-125	
AC input voltage range	85~264VAC, 120~370VDC	88~264VAC, 125~373VDC					115 / 230VAC by switch	
AC inrush current (max.)	Cold start, 65A at 230VAC	30A at 230VAC	36A at 230VAC	33A at 230VAC	40A at 230VAC			
DC adjustment range	±10% by potentiometer for single output; CH1 -5%~+10% by potentiometer for multiple output							
Overload protection	>105%, hiccup mode	110%~180%	110%~150% hiccup mode, auto-recovery (150% ~190% for RID-125-1205/2405)					
Over voltage protection	115%~135%, shut off		115%~135% rated output voltage, hiccup mode, auto-recovery					
Withstand voltage	I/P - O/P: 3kVAC, I/P - FG: 2kVAC, O/P - FG: 0.5kVAC, 1 minute							
Working temperature	-20~+70°C		-25~+70°C (refer to the derating curve for different models)					
Vibration	10~500Hz, 5G 10min. /1 cycle, period for 60 min. each along X, Y, Z axes							
Safety standards	UL62368-1, TUV EN62368-1, CCC GB4943(RS-15, 25, 50 only), EAC TP TC 004, BSMI CNS14336-1(RS-15/25, RD,RT, RQ only) approved							
EMC standards	EN55032 class B, EN61000-3-2,3, EN61000-4-2,3,4,5,6,8,11, EN61000-6-2 (EN50082-2) (35~150W), GB17625.1, EAC TP TC 020; GB9254 for RS-15, 25, 50 only							
Connection	Terminal block for input and output							
Dimension (LxWxH)(mm)	62.5x 51x 28	78x 51x 28	99x 82x 36	99x 97x 36	129x 98x 38	159x 97x 38	199x 98x 38	

15W — Single Output

Model No.	Output	Tol.	R&N	Effi.
RS-15-3.3	3.3V, 0~3.0A	±3%	80mV	72%
RS-15-5	5V, 0~3.0A	±2%	80mV	77%
RS-15-12	12V, 0~1.3A	±1%	120mV	81%
RS-15-15	15V, 0~1.0A	±1%	120mV	81%
RS-15-24	24V, 0~0.625A	±1%	200mV	82%
RS-15-48	48V, 0~0.313A	±1%	200mV	82%

RS-50-15	15V, 0~3.4A	±1%	120mV	86.0%
RS-50-24	24V, 0~2.2A	±1%	120mV	88.0%
RS-50-48	48V, 0~1.1A	±1%	200mV	89.0%

25W — Single Output

Model No.	Output	Tol.	R&N	Effi.
RS-25-3.3	3.3V, 0~6.0A	±3%	80mV	73.5%
RS-25-5	5V, 0~5.0A	±2%	80mV	78.5%
RS-25-12	12V, 0~2.1A	±1%	120mV	81.5%
RS-25-15	15V, 0~1.7A	±1%	120mV	83.5%
RS-25-24	24V, 0~1.1A	±1%	120mV	86.0%
RS-25-48	48V, 0~0.57A	±1%	200mV	85.0%

75W — Single Output

Model No.	Output	Tol.	R&N	Effi.
RS-75-3.3	3.3V, 0~15A	±3%	80mV	75.0%
RS-75-5	5V, 0~12A	±2%	80mV	79.0%
RS-75-12	12V, 0~6.0A	±1%	120mV	84.5%
RS-75-15	15V, 0~5.0A	±1%	120mV	86.0%
RS-75-24	24V, 0~3.2A	±1%	120mV	88.5%
RS-75-48	48V, 0~1.6A	±1%	200mV	89.5%

35W — Single Output

Model No.	Output	Tol.	R&N	Effi.
RS-35-3.3	3.3V, 0~7.0A	±3%	80mV	76.5%
RS-35-5	5V, 0~7.0A	±2%	80mV	80.5%
RS-35-12	12V, 0~3.0A	±1%	120mV	84.5%
RS-35-15	15V, 0~2.4A	±1%	120mV	86.0%
RS-35-24	24V, 0~1.5A	±1%	120mV	88.0%
RS-35-48	48V, 0~0.8A	±1%	200mV	88.5%

100W — Single Output

Model No.	Output	Tol.	R&N	Effi.
RS-100-3.3	3.3V, 0~20A	±3%	80mV	74%
RS-100-5	5V, 0~16A	±2%	80mV	77%
RS-100-12	12V, 0~8.5A	±1%	120mV	81%
RS-100-15	15V, 0~7.0A	±1%	120mV	82%
RS-100-24	24V, 0~4.5A	±1%	120mV	84%
RS-100-48	48V, 0~2.3A	±1%	200mV	84%

50W — Single Output

Model No.	Output	Tol.	R&N	Effi.
RS-50-3.3	3.3V, 0~10A	±3%	80mV	78.0%
RS-50-5	5V, 0~10A	±2%	80mV	83.0%
RS-50-12	12V, 0~4.2A	±1%	120mV	84.5%

150W — Single Output

Model No.	Output	Tol.	R&N	Effi.
RS-150-3.3	3.3V, 0~30A	±3%	80mV	74%
RS-150-5	5V, 0~26A	±2%	80mV	78%
RS-150-12	12V, 0~12.5A	±1%	120mV	83%
RS-150-15	15V, 0~10A	±1%	120mV	84%
RS-150-24	24V, 0~6.5A	±1%	120mV	86%
RS-150-48	48V, 0~3.3A	±1%	200mV	86%

Enclosed-G3 Series



35W — Dual Output

Model No.	Output	Tol.	R&N	Effi.	Max.
RD-35A	5V, 0~4.0A	±2%	80mV	79%	32W
	12V, 0~1.0A	±6%	120mV		
RD-35B	5V, 0~4.0A	±2%	80mV	82%	35W
	24V, 0~1.3A	±5%	120mV		
RD-3513	13.5V, 0~2.0A	±4%	120mV	80%	35W
	-13.5V, 0~1.5A	±4%	120mV		

50W — Dual Output (Output isolated for RID-50A/B)

Model No.	Output	Tol.	R&N	Effi.	Max.
RD-50A	5V, 0~6.0A	±2%	80mV	79%	54W
	12V, 0~3.0A	±7%	120mV		
RD-50B	5V, 0~6.0A	±2%	80mV	80%	54W
	24V, 0~2.0A	+8%, -4%	120mV		

65W — Dual Output (Output isolated for RID-65A/B)

Model No.	Output	Tol.	R&N	Effi.	Max.
RD-65A	5V, 0~8.0A	±2%	80mV	78%	66W
	12V, 0~4.0A	±6%	120mV		
RD-65B	5V, 0~8.0A	±2%	80mV	77%	68W
	24V, 0~3.0A	+4%, -6%	150mV		

85W — Dual Output (Output isolated for RID-85A/B)

Model No.	Output	Tol.	R&N	Effi.	Max.
RD-85A	5V, 0~10A	±2%	80mV	78%	88W
	12V, 0~5.0A	±5%	120mV		
RD-85B	5V, 0~10A	±2%	80mV	80%	88W
	24V, 0~2.5A	±5%	120mV		

125W — Dual Output

Model No.	Output	Tol.	R&N	Effi.	Max.
RD-125A	5V, 0~15A	±5%	80mV	82%	131W
	12V, 0~10A	±7%	120mV		
RD-125B	5V, 0~10A	±5%	80mV	85%	133W
	24V, 0~5.0A	±7%	120mV		

125W — Dual Output (Output isolated for RID-125)

Model No.	Output	Tol.	R&N	Effi.	Max.
RD-125-1224	12V, 0~7.0A	±2%	120mV	85%	133W
	24V, 0~5.0A	+8%, -5%	200mV		
RD-125-2412	24V, 0~5.0A	±2%	200mV	85%	133W
	12V, 0~7.0A	±10%	120mV		
RD-125-1248	12V, 0~7.0A	±2%	120mV	86%	138W
	48V, 0~2.5A	+8%, -5%	240mV		
RD-125-4812	48V, 0~2.5A	±2%	240mV	86%	138W
	12V, 0~7.0A	±10%	120mV		
RD-125-2448	24V, 0~4.0A	±1%	200mV	86%	144W
	48V, 0~2.5A	±4%	240mV		
RD-125-4824	48V, 0~2.5A	±1%	240mV	86%	144W
	24V, 0~4.0A	±8%	240mV		
RID-125-1205	12V, 0~10.5A	±2%	120mV	80%	125W
	5V, 0~3.0A	±3%	80mV		
RID-125-2405	24V, 0~5.3A	±2%	120mV	83%	125W
	5V, 0~3.0A	±3%	80mV		

50W — Quad Output (RT-50 without -5V or -12V output)

Model No.	Output	Tol.	R&N	Effi.	Max.
RQ-50B	5V, 0~6.0A	±2%	80mV	74%	46W
	12V, 0~1.5A	±6%	120mV		
	-5V, 0~1.0A	±3%	100mV		
RQ-50C	-12V, 0~1.0A	±3%	80mV		
	5V, 0~6.0A	±2%	80mV	75%	50W
	15V, 0~1.5A	±6%	120mV		
RQ-50D	-5V, 0~1.0A	±3%	100mV		
	-15V, 0~1.0A	±3%	80mV		
	5V, 0~6.0A	±2%	80mV	79%	53W
	12V, 0~1.5A	±6%	120mV		
	24V, 0~1.0A	+7%, -5%	180mV		
	-12V, 0~1.0A	±3%	80mV		

65W — Quad Output (RT-65 without -5V or -12V output)


Model No.	Output	Tol.	R&N	Effi.	Max.
RQ-65B	5V, 0~8.0A	±2%	80mV	76%	63W
	12V, 0~3.0A	+9%, -5%	120mV		
	-5V, 0~1.0A	±5%	80mV		
RQ-65C	-12V, 0~1.0A	±5%	80mV		
	5V, 0~8.0A	±2%	80mV	76%	65W
	15V, 0~3.0A	+10%, -4%	120mV		
RQ-65D	-5V, 0~1.0A	±5%	80mV		
	-15V, 0~1.0A	±5%	80mV		
	5V, 0~8.0A	±2%	80mV	78%	68W
	12V, 0~3.0A	±6%	120mV		
	24V, 0~1.5A	±8%	180mV		
	-12V, 0~1.0A	±5%	80mV		

85W — Quad Output (RT-85 without -5V or -12V output)

Model No.	Output	Tol.	R&N	Effi.	Max.
RQ-85B	5V, 0~10A	±2%	80mV	76%	81W
	12V, 0~4.0A	+7%, -3%	120mV		
	-5V, 0~1.0A	±8%	100mV		
RQ-85C	-12V, 0~1.0A	±5%	80mV		
	5V, 0~10A	±2%	80mV	77%	83W
	15V, 0~4.0A	+3%, -7%	120mV		
RQ-85D	-5V, 0~1.0A	±8%	100mV		
	-15V, 0~1.0A	±5%	80mV		
	5V, 0~10A	±2%	80mV	78%	84W
	12V, 0~4.0A	+7%, -3%	120mV		
	24V, 0~1.5A	±8%	150mV		
	-12V, 0~1.0A	±5%	80mV		

125W — Quad Output (RT-125 without -5V or -12V output)

Model No.	Output	Tol.	R&N	Effi.	Max.
RQ-125B	5V, 0~12A	±2%	80mV	79%	120W
	12V, 0~4.5A	+8%, -3%	120mV		
	-5V, 0~1.0A	+6%, -10%	80mV		
RQ-125C	-12V, 0~1.0A	±5%	80mV		
	5V, 0~12A	±2%	80mV	80%	123W
	15V, 0~4.0A	+8%, -3%	120mV		
RQ-125D	-5V, 0~1.0A	+6%, -10%	80mV		
	-15V, 0~1.0A	±5%	80mV		
	5V, 0~12A	±2%	80mV	82%	124W
	12V, 0~4.0A	+8%, -3%	120mV		
	24V, 0~2.5A	±8%	150mV		
	-12V, 0~1.0A	±5%	80mV		



■ Features

- AC input selectable by switch (SE-600/1000)
AC input 180~264VAC only (SE-1500)
- Protections:
Short circuit / Overload / Over voltage /
Over temperature
- Forced air cooling by built-in DC fan
- Built-in remote sense function
- DC OK, remote ON/OFF control (SE-1000/1500)
- LED indicator for power on
- 2 years warranty

■ General Specification (Please refer to www.meanwell.com for detail spec.)



Model No.	SE-450	SE-600	SE-1000	SE-1500
AC input voltage range	115/230VAC by switch			180~264VAC
AC inrush current (max.)	Cold start, 55A at 230VAC	Cold start, 60A at 230VAC	Cold start, 55A at 230VAC	Cold start, 60A at 230VAC
DC adjustment range	±10% rated output voltage			
Overload protection	Range	105%~150%	105%~125%	
	Type	Shut down o/p voltage, re-power on to recover		
Over voltage protection	115%~145%	115%~140% Shut down o/p voltage, re-power on to recover		
Withstand voltage	I/P-O/P: 3kVAC, I/P-FG: 1.5kVAC, O/P-FG: 0.5kVAC		I/P-O/P: 3kVAC, I/P-FG: 2kVAC, O/P-FG: 0.5kVAC	I/P-O/P: 3kVAC, I/P-FG: 1.5kVAC, O/P-FG: 0.5kVAC
Working temperature	-10~+60°C	-20~+60°C (refer to output derating curve)		-20~+70°C
Safety standards	UL62368-1, EAC TP TC 004, BSMI CNS14336-1 approved			
EMC standards	EN55032 class B, EN61000-3-2,3, EN61000-4-2,3,4,5,6,8,11		Design refer to EN55032 class B	
Connection	9P/11mm pitch terminal block with cover		Terminal block with cover for input and output (SE-1000/1500: bus bars for output)	
Dimension (LxWxH)(mm)	218x 105x 41	247x 127x 63.5	278x 127x 63.5	278x 177.8x 63.5

■ 450W SE-450

Model No.	Output	Tol.	R&N	Effi.
SE-450-3.3	3.3V, 0~75A	±3%	200mV	74%
SE-450-5	5V, 0~75A	±3%	200mV	78%
SE-450-12	12V, 0~37.5A	±1%	200mV	83%
SE-450-15	15V, 0~30A	±1%	200mV	84%
SE-450-24	24V, 0~18.8A	±1.5%	200mV	86%
SE-450-36	36V, 0~12.5A	±1%	200mV	86%
SE-450-48	48V, 0~9.4A	±1%	200mV	88%

■ 1000W SE-1000

Model No.	Output	Tol.	R&N	Effi.
SE-1000-5	5V, 0~150A	±1%	150mV	81%
SE-1000-9	9V, 0~100A	±1%	150mV	84%
SE-1000-12	12V, 0~83.3A	±1%	150mV	85%
SE-1000-15	15V, 0~66.7A	±1%	150mV	86%
SE-1000-24	24V, 0~41.7A	±1%	200mV	88%
SE-1000-48	48V, 0~20.8A	±1%	200mV	89%

■ 600W SE-600

Model No.	Output	Tol.	R&N	Effi.
SE-600-5	5V, 0~100A	±2%	150mV	78%
SE-600-12	12V, 0~50A	±1%	150mV	83%
SE-600-15	15V, 0~40A	±1%	150mV	84%
SE-600-24	24V, 0~25A	±1%	150mV	87%
SE-600-27	27V, 0~22.2A	±1%	150mV	87%
SE-600-36	36V, 0~16.6A	±1%	200mV	87%
SE-600-48	48V, 0~12.5A	±1%	200mV	88%

■ 1500W SE-1500

Model No.	Output	Tol.	R&N	Effi.
SE-1500-5	5V, 0~300A	±2%	150mV	81%
SE-1500-12	12V, 0~125A	±1%	150mV	85%
SE-1500-15	15V, 0~100A	±1%	150mV	85%
SE-1500-24	24V, 0~62.5A	±1%	150mV	87%
SE-1500-27	27V, 0~55.6A	±1%	150mV	88%
SE-1500-48	48V, 0~31.3A	±1%	150mV	89%



Features

- Universal AC input / Full range
- Built-in active PFC function
- Protections: Short circuit / Overload / Over voltage / Over temperature
- Forced air cooling by built-in DC fan
- With DC OK Signal output
- Current sharing up to 2400W(PSP-600); 4000W (PSPA-1000)
- Built-in remote ON-OFF control
- Built-in remote sense function
- 3 years warranty (PSP-600)
5 years warranty (PSPA-1000)

General Specification (Please refer to www.meanwell.com for detail spec.)



Model No.	PSP-600	PSPA-1000
AC input voltage range	88~264VAC ; 124~370VDC	90~264VAC ; 127~370VDC
AC inrush current (max.)	Cold start, 40A at 230VAC	
DC adjustment range	±10% rated output voltage	-8%~+17% rated output voltage
Overload protection	Range	105%~135%
	Type	Constant current limiting, auto-recovery
Over voltage protection	115%~140%	120%~137%
Withstand voltage	I/P-O/P: 3kVAC, I/P-FG: 2kVAC, O/P-FG: 0.5kVAC, 1 minute	
Working temperature	-20~+60°C (refer to output derating curve)	-20~+70°C (refer to output derating curve)
Safety standards	UL62368-1, TUV EN62368-1, EAC TP TC 004, BSMI CNS14336-1 approved; GB4943 approved for PSP-600-15/24/27/48	
EMC standards	EN55032 class B, EN61000-3-2,3, EN61000-4-2,3,4,5,6,8,11, EAC TP TC 020, BSMI CNS13438	
Connection	7+8P / 9.5mm pitch terminal block with cover	
Dimension (LxWxH)(mm)	170x 120x 93	

600W PSP-600


Model No.	Output	Tol.	R&N	Effi.
PSP-600-5	5V, 0~80.0A	±2%	180mV	79%
PSP-600-12	12V, 0~50.0A	±1%	240mV	84%
PSP-600-13.5	13.5V, 0~44.5A	±1%	240mV	85%
PSP-600-15	15V, 0~40.0A	±1%	240mV	85%
PSP-600-24	24V, 0~25.0A	±1%	240mV	86%
PSP-600-27	27V, 0~22.2A	±1%	240mV	86%
PSP-600-48	48V, 0~12.5A	±1%	300mV	87%

1000W PSPA-1000

Model No.	Output	Tol.	R&N	Effi.
PSPA-1000-12	12V, 0~80A	±2%	150mV	92.0%
PSPA-1000-15	15V, 0~64A	±1.5%	150mV	93.0%
PSPA-1000-24	24V, 0~42A	±1%	200mV	93.5%
PSPA-1000-48	48V, 0~21A	±1%	250mV	94.0%

Products —
• One Stop Shopping • Total Solution

We provide specification, drawing, test report and more information, please visit our web site
<http://www.meanwell.com>



Features

- Ultra low profile: 30mm
- Universal AC input / Full range
- Built-in active PFC function
- Protections: Short circuit / Overload / Over voltage / Over temperature (RSP-100/150/200)
- Cooling by free air convection
- Built-in constant current limiting circuit (RSP-75/100/150)
- Remote ON/OFF control (RSP-75/100/150)
- LED indicator for power on
- 3 years warranty

General Specification (Please refer to www.meanwell.com for detail spec.)



Model No.	RSP-75	RSP-100	RSP-150	RSP-200
AC input voltage range	85~264VAC; 120~370VDC			88~264VAC; 124~370VDC
AC inrush current (max.)	Cold start, 35A at 230VAC	30A at 230VAC	45A at 230VAC	40A at 230VAC
DC adjustment range	-5%~+10% rated output voltage			±10% rated output voltage
Overload protection	Range	105%~135%	105%~150%	
	Type	Constant current limiting, auto-recovery		Hiccup mode, auto-recovery
Over voltage protection	Range	110%~135%		115%~145%
	Type	Shut down O/P voltage, re-power on to recover		
Withstand voltage	I/P-O/P: 4kVAC, I/P-FG: 2kVAC, O/P-FG: 0.5kVAC			I/P-O/P: 3kVAC, I/P-FG: 2kVAC, O/P-FG: 0.5kVAC
Working temperature	-25~+70°C		-30~+70°C (refer to output derating curve)	
Safety standards	UL62368-1, TUV EN62368-1, EN61558-1, EN61558-2-16, CCC GB4943, EAC TP TC 004, BSMI CNS14336-1 approved			UL62368-1, TUV EN62368-1, CCC GB4943, EAC TP TC 004, BSMI CNS14336-1 approved
EMC standards	EN55032 class B, EN61000-3-2,3, EN61000-4-2,3,4,5,6,8,11, GB9254, EAC TP TC 020, EN55024			
Connection	5P / 9.5mm pitch terminal block	7P / 9.5mm pitch terminal block	9P / 9.5mm pitch terminal block	9P / 9.5mm pitch terminal block
Dimension (LxWxH) (mm)	159x97x30	179x99x30	199x99x30	215x115x30

75W RSP-75

Model No.	Output	Tol.	R&N	Effi.
RSP-75-3.3	3.3V, 0~15A	±2%	80mV	76.0%
RSP-75-5	5V, 0~15A	±2%	80mV	82.0%
RSP-75-7.5	7.5V, 0~10A	±2%	80mV	84.0%
RSP-75-12	12V, 0~6.3A	±2%	120mV	85.0%
RSP-75-13.5	13.5V, 0~5.6A	±2%	120mV	85.0%
RSP-75-15	15V, 0~5A	±2%	120mV	86.0%
RSP-75-24	24V, 0~3.2A	±1%	120mV	87.0%
RSP-75-27	27V, 0~2.8A	±1%	120mV	88.0%
RSP-75-48	48V, 0~1.6A	±1%	200mV	89.0%

150W RSP-150

Model No.	Output	Tol.	R&N	Effi.
RSP-150-3.3	3.3V, 0~30A	±2%	100mV	81.5%
RSP-150-5	5V, 0~30A	±2%	100mV	87.0%
RSP-150-7.5	7.5V, 0~20A	±2%	100mV	88.5%
RSP-150-12	12V, 0~12.5A	±2%	100mV	90.0%
RSP-150-13.5	13.5V, 0~11.2A	±2%	100mV	87.5%
RSP-150-15	15V, 0~10A	±2%	100mV	88.5%
RSP-150-24	24V, 0~6.3A	±1%	150mV	89.0%
RSP-150-27	27V, 0~5.6A	±1%	150mV	89.5%
RSP-150-48	48V, 0~3.2A	±1%	250mV	90.0%

100W RSP-100

Model No.	Output	Tol.	R&N	Effi.
RSP-100-3.3	3.3V, 0~20A	±2%	100mV	83.0%
RSP-100-5	5V, 0~20A	±2%	100mV	86.0%
RSP-100-7.5	7.5V, 0~13.5A	±2%	100mV	87.0%
RSP-100-12	12V, 0~8.5A	±1%	100mV	86.0%
RSP-100-13.5	13.5V, 0~7.5A	±1%	100mV	86.5%
RSP-100-15	15V, 0~6.7A	±1%	100mV	87.0%
RSP-100-24	24V, 0~4.2A	±1%	150mV	87.0%
RSP-100-27	27V, 0~3.8A	±1%	150mV	87.0%
RSP-100-48	48V, 0~2.1A	±1%	250mV	88.0%

200W RSP-200

Model No.	Output	Tol.	R&N	Effi.
RSP-200-2.5	2.5V, 0~40A	±2%	100mV	79.5%
RSP-200-3.3	3.3V, 0~40A	±2%	100mV	81.5%
RSP-200-4	4V, 0~40A	±2%	100mV	84.0%
RSP-200-5	5V, 0~40A	±2%	150mV	85.5%
RSP-200-7.5	7.5V, 0~26.7A	±2%	150mV	89.0%
RSP-200-12	12V, 0~16.7A	±1%	150mV	89.0%
RSP-200-13.5	13.5V, 0~14.9A	±1%	150mV	89.0%
RSP-200-15	15V, 0~13.4A	±1%	150mV	89.5%
RSP-200-24	24V, 0~8.4A	±1%	150mV	89.5%
RSP-200-27	27V, 0~7.5A	±1%	200mV	89.0%
RSP-200-36	36V, 0~5.56A	±1%	220mV	90.0%
RSP-200-48	48V, 0~4.2A	±1%	240mV	90.0%



RSP-500

RSP-320

Features

- 1U low profile
- Universal AC input / Full range
- Built-in active PFC function
- Protections: Short circuit / Overload / Over voltage / Over temperature
- Forced air cooling by built-in DC fan
- Built-in remote sense and ON/OFF control (RSP-500)
- LED indicator for power on
- 3 years warranty

General Specification (Please refer to www.meanwell.com for detail spec.)



Model No.		RSP-320	RSP-500
AC input voltage range		88~264VAC; 124~370VDC	85~264VAC; 120~370VDC
AC inrush current (max.)		Cold start, 40A at 230VAC	
DC adjustment range		Vo: ±10% by potentiometer	
Overload protection	Range	105%~135%	105%~130%
	Type	Hiccup mode, auto-recovery	Constant current limiting, auto-recovery
Over voltage protection	Range	115%~145%	
	Type	Shut down O/P voltage, re-power on to recover	
Withstand voltage		I/P-O/P: 3kVAC, I/P-FG: 2kVAC, O/P-FG: 0.5kVAC	
Working temperature		-30~+70°C (refer to output derating curve)	
Safety standards		UL62368-1, TUV EN62368-1, EAC TP TC 004, BSMI CNS14336-1 approved; CCC GB4943 approved for RSP-320 only	
EMC standards		EN55032 class B, EN61000-3-2,3, EN61000-4-2,3,4,5,6,8,11, EAC TP TC 020, EN61000-6-2(RSP-500), GB9254, GB17625.1(RSP-320 only)	
Connection	Input	9P / 9.5mm pitch terminal block	
	Output	3P / 9.5mm pitch terminal block 6P / 11mm pitch terminal block	
Dimension (LxWxH) (mm)		215x115x30	230x127x40.5

320W RSP-320

Model No.	Output	Tol.	R&N	Effi.
RSP-320-2.5	2.5V, 0~60A	±2%	100mV	75.5%
RSP-320-3.3	3.3V, 0~60A	±2%	100mV	79.5%
RSP-320-4	4V, 0~60A	±2%	100mV	81.0%
RSP-320-5	5V, 0~60A	±2%	150mV	83.0%
*RSP-320-5CC	5V, 0~60A	±2%	150mV	83.0%
RSP-320-7.5	7.5V, 0~40A	±2%	150mV	88.0%
RSP-320-12	12V, 0~26.7A	±1%	150mV	88.0%
RSP-320-13.5	13.5V, 0~23.8A	±1%	150mV	88.0%
RSP-320-15	15V, 0~21.4A	±1%	150mV	88.5%
RSP-320-24	24V, 0~13.4A	±1%	150mV	89.0%
RSP-320-27	27V, 0~11.9A	±1%	200mV	89.0%
RSP-320-36	36V, 0~8.9A	±1%	220mV	89.5%
RSP-320-48	48V, 0~6.7A	±1%	240mV	90.0%

* RSP-320-5CC with conformal coating is suitable for LED moving sign applications, MOQ required.

500W RSP-500


Model No.	Output	Tol.	R&N	Effi.
RSP-500-3.3	3.3V, 0~90A	±2%	120mV	81.0%
RSP-500-4	4V, 0~90A	±2%	120mV	83.0%
RSP-500-5	5V, 0~90A	±2%	150mV	84.0%
RSP-500-12	12V, 0~41.7A	±1%	150mV	88.0%
RSP-500-15	15V, 0~33.4A	±1%	150mV	88.0%
RSP-500-24	24V, 0~21A	±1%	150mV	89.0%
RSP-500-27	27V, 0~18.6A	±1%	150mV	89.5%
RSP-500-48	48V, 0~10.5A	±1%	150mV	90.5%



We provide specification, drawing, test report and more information, please visit our website — <http://www.meanwell.com>



Best products also need best service.
We have authorized distributors all over the world. They have sufficient stock for your prompt delivery. Also, they can offer you technical support & RMA services. Please contact your local distributors for more product information. You can also contact us at info@meanwell.com for information of your local distributors.



Features

- Universal AC input / Full range
- Protections: Short circuit / Overload / Over voltage / Over temperature
- Over temperature protection (200~320W built-in, option for 150W)
- Built-in active PFC function
- Forced air cooling by built-in DC fan (150W / 200W / 320W)
- 3 years warranty

General Specification (Please refer to www.meanwell.com for detail spec.)



Model No.	QP-150	QP-200	QP-320
AC input voltage range	90~264VAC; 127~370VDC		
AC inrush current (max.)	Cold start, 40A at 230VAC	Cold start, 50A at 230VAC	Cold start, 45A at 230VAC
DC adjustment range	CH1: -5%~+10% rated output voltage (CH1&2 for QP-150-3x, QP-150-D/F)	CH1&2: -5%~+10% rated output voltage	
Overload protection	Range	105%~150%	
	Type	Hiccup mode, auto-recovery	Constant current limiting, auto-recovery
Over voltage protection	115%~135% for CH1 or CH1&2		
Withstand voltage	I/P - O/P: 3kVAC, I/P - FG: 2kVAC, O/P - FG: 0.5kVAC, 1 minute		
Working temperature	-10~+60°C (refer to output derating curve)		-10~+70°C
Setup, rise, hold up time	800ms, 60ms, 24ms at full load and 30VAC (TP-100/150); 1800ms, 50ms, 24ms at full load and 230VAC (QP-150)	800ms, 50ms, 24ms at full load and 230VAC	800ms, 50ms, 16ms at full load and 230VAC
Safety standards	UL60950-1, TUV EN60950-1 approved		
EMC standards	EN55032 class B, EN61000-3-2,3, EN61000-4-2,3,4,5,6,8,11		
Connection	9P/7.62mm pitch terminal block with cover	9P/9.5mm pitch terminal block with cover	
Dimension (LxWxH)(mm)	199x 99x 50	215x 115x 50	

150W — Quad Output

Model No.	Output	Tol.	R&N	Effi.	Max.
QP-150B	5V, 3.0~15A	±3%	100mV	76%	150W
	12V, 0.4~5.0A	±6%	150mV		
	-12V, 0.3~2.0A	+10%, -6%	150mV		
	-5V, 0.0~1.0A	±5%	100mV		
QP-150C	5V, 3.0~15A	±3%	100mV	77%	153W
	15V, 0.4~4.0A	+6%, -10%	150mV		
	-15V, 0.3~2.0A	±8%	150mV		
	-5V, 0.0~1.0A	±5%	100mV		

Model No.	Output	Tol.	R&N	Effi.	Max.
QP-150D	5V, 3.0~15A	±3%	120mV	78%	150W
	12V, 0.0~5.0A	±3%	150mV		
	24V, 0.4~3.0A	±6%	200mV		
	-12V, 0.0~1.0A	±5%	150mV		
QP-150F	5V, 3.0~15A	±3%	120mV	78%	152W
	15V, 0.0~5.0A	±3%	150mV		
	24V, 0.4~3.0A	±6%	200mV		
	-15V, 0.0~1.0A	±5%	150mV		

Model No.	Output	Tol.	R&N	Effi.	Max.
QP-150-3A	5V, 3.0~15A	±3%	100mV	73%	146W
	3.3V, 0.0~15A	±3%	100mV		
	12V, 0.4~5.0A	±6%	150mV		
	-5V, 0.0~1.0A	±5%	150mV		
QP-150-3B	5V, 3.0~15A	±3%	100mV	75%	150W
	3.3V, 0.0~15A	±3%	100mV		
	12V, 0.4~5.0A	±6%	150mV		
	-12V, 0.0~1.0A	±5%	150mV		
QP-150-3C	5V, 3.0~15A	±3%	100mV	74%	152W
	3.3V, 0.0~15A	±3%	100mV		
	15V, 0.4~5.0A	+8%,-6%	150mV		
	-15V, 0.0~1.0A	±5%	150mV		
QP-150-3D	5V, 3.0~15A	±3%	100mV	76%	150W
	3.3V, 0.0~15A	±3%	100mV		
	24V, 0.3~3.0A	±6%	150mV		
	-12V, 0.0~1.0A	±5%	150mV		

200W — Quad Output

Model No.	Output	Tol.	R&N	Effi.	Max.
QP-200D	5V, 3.0~20A	±3%	100mV	75%	203W
	12V, 0.0~7.0A	±3%	150mV		
	24V, 0.4~6.0A	+10%,-6%	150mV		
	-12V, 0.0~1.0A	±6%	150mV		
QP-200F	5V, 3.0~20A	±3%	100mV	75%	203W
	15V, 0.0~6.0A	±3%	150mV		
	24V, 0.4~6.0A	+10%,-6%	150mV		
	-15V, 0.0~1.0A	±6%	150mV		
QP-200-3A	5V, 3.0~20A	±3%	100mV	72%	200W
	3.3V, 0.0~20A	±3%	100mV		
	12V, 0.5~8.0A	+8%,-10%	150mV		
	-5V, 0.0~1.0A	±6%	150mV		
QP-200-3B	5V, 3.0~20A	±3%	100mV	72%	205W
	3.3V, 0.0~20A	±3%	100mV		
	12V, 0.5~8.0A	+8%,-10%	150mV		
	-12V, 0.0~1.0A	±6%	150mV		

Model No.	Output	Tol.	R&N	Effi.	Max.
QP-200-3C	5V, 3.0~20A	±3%	100mV	72%	210W
	3.3V, 0.0~20A	±3%	100mV		
	15V, 0.5~7.0A	+10%,-6%	150mV		
	-15V, 0.0~1.0A	±6%	150mV		
QP-200-3D	5V, 3.0~20A	±3%	100mV	74%	204W
	3.3V, 0.0~20A	±3%	100mV		
	24V, 0.4~6.0A	+10%,-6%	150mV		
	-12V, 0.0~1.0A	±6%	150mV		
QP-200-3E	5V, 3.0~20A	±3%	100mV	74%	206W
	3.3V, 0.0~20A	±3%	100mV		
	24V, 0.4~6.0A	+10%,-6%	150mV		
	-15V, 0.0~1.0A	±6%	150mV		


320W — Quad Output

Model No.	Output	Tol.	R&N	Effi.	Max.
QP-320D	5V, 2.5~20A	±3%	100mV	83%	316W
	12V, 0.0~10A	±3%	150mV		
	24V, 0.2~5.0A	+10%,-6%	150mV		
	-12V, 0.2~2.0A	±10%	150mV		
QP-320F	5V, 2.5~20A	±3%	100mV	83%	316W
	15V, 0.0~10A	±3%	150mV		
	24V, 0.2~5.0A	+10%,-6%	150mV		
	-15V, 0.2~1.6A	±10%	150mV		

2750W Laser Diode PWM Driver Module



- Output current 0~50A
- Compliance voltage to 55V
- 2.75kW maximum output power
- High efficiency up to 96%
- Short rise/fall time (2μs for fast mode)
- Continue wave application
- Low current ripple <1Arms
- Dimension(LxWxH): 250x 100x 41mm
- 5 years warranty



■ Features

- Universal AC input / Full range
- Withstand 300VAC surge input for 5 seconds
- Built-in active PFC function
- Protections:
 - Short circuit / Overload / Over voltage /
 - Over temperature (optional for HRP-75 / HRP-100)
- Built-in constant current limiting circuit
- Built-in remote sense function (HRP□-150 / 200)
- No load power consumption < 0.5W (except for HRP-150/200)
- Built-in remote ON/OFF control (except for HRP-150 / 200)
- Built-in 5V / 0.3A standby output (HRPG-150 / 200)
- Cooling by free air convection
- 1U low profile
- LED indicator for power on
- 5 years warranty

■ General Specification (Please refer to www.meanwell.com for detail spec.)



Model No.	HRP-75	HRP-100	HRP□-150	HRP□-200
AC input voltage range	85~264VAC; 120~370VDC			
AC inrush current (max.)	Cold start, 65A at 230VAC		Cold start; 70A at 230VAC	
DC adjustment range	-5%~+10% rated output voltage		±15% rated output voltage	
Overload protection	Range	105%~135%		
	Type	Constant current limiting, auto-recovery		
Over voltage protection	115%~145%			
Withstand voltage	I/P-O/P: 3kVAC, I/P-FG: 1.5kVAC, O/P-FG: 0.5kVAC, 1 minute			
Working temperature	-40~+70°C (refer to output derating curve)	-40~+60°C	-40~+70°C	
Safety standards	UL62368-1, TUV EN62368-1, EAC TP TC 004 approved			
EMC standards	EN55032 class B, EN61000-4-2,3,4,5,6,8,11, EN61000-3-2,3, EN55024, EN61000-6-2 heavy industry level, EAC TP TC 020			
Connection	5P/9.5mm pitch terminal block with cover	7P/9.5mm pitch terminal block with cover		
Dimension (LxWxH)(mm)	129x98x38	159x97x38	199x 98x 38	

■ 75W HRP-75

Model No.	Output	Tol.	R&N	Effi.
HRP-75-3.3	3.3V, 0~15A	±2.5%	80mV	77.0%
HRP-75-5	5V, 0~15A	±2.5%	80mV	82.5%
HRP-75-7.5	7.5V, 0~10A	±2.5%	100mV	84.0%
HRP-75-12	12V, 0~6.3A	±1.5%	120mV	87.0%
HRP-75-15	15V, 0~5A	±1.5%	150mV	88.0%
HRP-75-24	24V, 0~3.2A	±1.5%	150mV	88.5%
HRP-75-36	36V, 0~2.1A	±1.5%	200mV	89.0%
HRP-75-48	48V, 0~1.6A	±1.5%	240mV	89.0%

■ 150W HRP□-150

Model No.	Output	Tol.	R&N	Effi.
HRP□-150-3.3	3.3V, 0~30A	±2.5%	80mV	78.5%
HRP□-150-5	5V, 0~26A	±2.5%	80mV	85.0%
HRP□-150-7.5	7.5V, 0~20A	±2.5%	100mV	87.0%
HRP□-150-12	12V, 0~13A	±1.5%	120mV	88.0%
HRP□-150-15	15V, 0~10A	±1.5%	150mV	88.0%
HRP□-150-24	24V, 0~6.5A	±1.5%	150mV	88.0%
HRP□-150-36	36V, 0~4.3A	±1.5%	200mV	89.0%
HRP□-150-48	48V, 0~3.3A	±1.5%	240mV	89.0%

□=blank, G; blank: basic function, G: with 5Vsb & no load <0.5W

■ 100W HRP-100

Model No.	Output	Tol.	R&N	Effi.
HRP-100-3.3	3.3V, 0~20A	+2.5%, -3.5%	80mV	78.0%
HRP-100-5	5V, 0~17A	±2.5%	80mV	83.0%
HRP-100-7.5	7.5V, 0~13.5A	±2.5%	100mV	84.0%
HRP-100-12	12V, 0~8.5A	±1.5%	120mV	87.5%
HRP-100-15	15V, 0~7A	±1.5%	150mV	88.0%
HRP-100-24	24V, 0~4.5A	±1.5%	150mV	88.5%
HRP-100-36	36V, 0~2.9A	±1.5%	200mV	89.0%
HRP-100-48	48V, 0~2.2A	±1.5%	240mV	90.0%

■ 200W HRP□-200

Model No.	Output	Tol.	R&N	Effi.
HRP□-200-3.3	3.3V, 0~40A	±2%	80mV	80.0%
HRP□-200-5	5V, 0~35A	±2%	90mV	84.0%
HRP□-200-7.5	7.5V, 0~26.7A	±2%	100mV	86.0%
HRP□-200-12	12V, 0~16.7A	±1%	120mV	88.0%
HRP□-200-15	15V, 0~13.4A	±1%	150mV	88.0%
HRP□-200-24	24V, 0~8.4A	±1%	150mV	88.0%
HRP□-200-36	36V, 0~5.7A	±1%	250mV	89.0%
HRP□-200-48	48V, 0~4.3A	±1%	250mV	89.0%

□=blank, G; blank: basic function, G: with 5Vsb & no load <0.5W



Features

- Universal AC input / Full range
- Withstand 300VAC surge input for 5 seconds
- Built-in active PFC function
- Protections: Short circuit / Overload / Over voltage / Over temperature
- Built-in constant current limiting circuit
- Built-in remote sense function
- Built-in DC OK signal
- No load power consumption < 0.5W (HRPG-300/450)
No load power consumption < 0.75W (HRPG-600/1000)
- Built-in remote ON/OFF control & 5V / 0.3A standby output (HRPG series)
- Built-in current sharing (HRPG-600-24/36/48; HRP-1000)
- Forced air cooling by built-in DC fan
- 1U low profile (HRP□-300 / 450)
- 5 years warranty

General Specification (Please refer to www.meanwell.com for detail spec.)



Model No.	HRP□-300	HRP□-450	HRP□-600	HRPG-1000
AC input voltage range	85~264VAC; 120~370VDC			90~264VAC; 127~370VDC
AC inrush current (max.)	Cold start, 70A at 230VAC			Cold start, 40A at 230VAC
DC adjustment range	±15% rated output voltage			-8%~+17% rated output voltage
Overload Protection	Range	105%~135%		
	Type	Constant current limiting, auto-recovery		
Over voltage protection	115%~145%			120%~137%
Withstand voltage	I/P - O/P: 3kVAC, I/P - FG: 2kVAC, O/P - FG: 0.5kVAC, 1 minute			
Working temperature	-40~+70°C (refer to output derating curve)			
Safety standards	UL62368-1, TUV EN62368-1, EAC TP TC 004 approved			
EMC standards	EN55032 class B, EN61000-4-2,3,4,5,6,8,11, EN61000-3-2,3, EN61000-6-2 heavy industry level, EAC TP TC 020			EN55032 class A, EN61000-4-2,3,4,5,6,8,11, EN61000-3-2,3, EAC TP TC 020
Connection	7P/11mm pitch terminal block with cover	3+6P/10&11mm pitch terminal block with cover		
Dimension (LxWxH)(mm)	199x105x41	218x105x41	218x105x63.5	

300W HRP□-300

Model No.	Output	Tol.	R&N	Effi.
HRP□-300-3.3	3.3V, 0~60A	±2.5%	80mV	80.0%
HRP□-300-5	5V, 0~60A	±2.0%	90mV	82.0%
HRP□-300-7.5	7.5V, 0~40A	±2.0%	100mV	86.0%
HRP□-300-12	12V, 0~27A	±1.0%	120mV	88.0%
HRP□-300-15	15V, 0~22A	±1.0%	150mV	88.0%
HRP□-300-24	24V, 0~14A	±1.0%	150mV	87.0%
HRP□-300-36	36V, 0~9A	±1.0%	250mV	88.0%
HRP□-300-48	48V, 0~7A	±1.0%	250mV	89.0%

□=blank, G; blank: basic function, G: with 5Vsb & no load <0.5W

450W HRP□-450

Model No.	Output	Tol.	R&N	Effi.
HRP□-450-3.3	3.3V, 0~90A	±2%	80mV	80.0%
HRP□-450-5	5V, 0~90A	±2%	80mV	83.0%
HRP□-450-7.5	7.5V, 0~60A	±2%	100mV	86.5%
HRP□-450-12	12V, 0~37.5A	±1%	120mV	88.0%
HRP□-450-15	15V, 0~30A	±1%	150mV	89.0%
HRP□-450-24	24V, 0~18.8A	±1%	150mV	88.0%

□=blank, G; blank: basic function, G: with 5Vsb & no load <0.5W

Model No.	Output	Tol.	R&N	Effi.
HRP□-450-36	36V, 0~12.5A	±1%	240mV	89.0%
HRP□-450-48	48V, 0~9.5A	±1%	240mV	89.5%

□=blank, G; blank: basic function, G: with 5Vsb & no load <0.5W

600W HRP□-600

Model No.	Output	Tol.	R&N	Effi.
HRP□-600-3.3	3.3V, 0~120A	±2%	100mV	78.5%
HRP□-600-5	5V, 0~120A	±2%	100mV	82.0%
HRP□-600-7.5	7.5V, 0~80A	±2%	100mV	87.0%
HRP□-600-12	12V, 0~53A	±1%	120mV	88.0%
HRP□-600-15	15V, 0~43A	±1%	150mV	88.0%
HRP□-600-24	24V, 0~27A	±1%	150mV	88.0%
HRP□-600-36	36V, 0~17.5A	±1%	200mV	89.0%
HRP□-600-48	48V, 0~13A	±1%	240mV	89.0%

□=blank, G; blank: basic function, G: with 5Vsb & no load <0.75W

1000W NEW HRPG-1000

Model No.	Output	Tol.	R&N	Effi.
HRPG-1000-12	12V, 0~80A	±2%	150mV	91.5%
HRPG-1000-15	15V, 0~64A	±1.5%	150mV	92.0%
HRPG-1000-24	24V, 0~42A	±1%	200mV	93.0%
HRPG-1000-48	48V, 0~21A	±1%	250mV	94.0%



Features

- 1U low profile (41mm)
- Universal AC input / Full range
- Built-in active PFC function
- Protections: Short circuit / Overload / Over voltage / Over temperature
- Forced air cooling by built-in DC fan
- High power density up to 25W/in³ (RSP-1600)
- Output voltage programmable
Constant current level I_{cc} programmable (RSP-750/1600)
- Built-in current sharing up to 4 units (RSP-1000/2000) or 6 units (RSP-1600)
- Built-in remote sense and ON/OFF control
- Built-in auxiliary power, DC OK signal
- OTP alarm signal output (RSP-1600/2000)
- Optional conformal coating
- 5 years warranty

General Specification (Please refer to www.meanwell.com for detail spec.)



Model No.	RSP-750	RSP-1000	RSP-1600	RSP-2000
AC input voltage range	90~264VAC; 127~370VDC			90~264VAC; 127~320VDC
AC inrush current (max.)	Cold start, 40A at 230VAC		Cold start, 35A at 230VAC	Cold start, 50A at 230VAC
DC adjustment range	Vo: $\pm 10\%$ by potentiometer, or to 40%~110% of rated output voltage by 2~5.5VDC external control signal I_{cc} : to 40%~110% of rated output current by 2~5.5VDC external control signal	Vo: $\pm 10\%$ by potentiometer, or to 40%~110% of rated output voltage by external resistor or by 2~5.5VDC external control signal	Vo: -1%~+22.5% by potentiometer, or to 40%~125% of rated output voltage by 1~5VDC external control signal I_{cc} : to 20%~100% of rated output current by 1~5VDC external control signal	Vo: $\pm 10\%$ by potentiometer, or to 40%~115% of rated output voltage by 1~4.7VDC external control signal
Overload protection	Range	105%~125%	105%~125%	105%~125%
	Type	Constant current limiting, auto-recovery		
Over voltage protection	Range	115%~145%	115%~135%	130%~155%
	Type	Shut down O/P voltage, re-power on to recover		
Withstand voltage	I/P-O/P: 3kVAC, I/P-FG: 2kVAC, O/P-FG: 0.5kVAC (O/P-FG: 1.5kVAC for RSP-1600)			
Working temperature	-30~+70°C	-20~+60°C	-30~+70°C	-35~+70°C
Safety standards	UL62368-1, TUV EN62368-1, EAC TP TC 004, BSMI CNS14336-1 approved			
EMC standards	EN55032 class B for RSP-750, class A for RSP-1000/1600/2000; EN61000-3-2,3; EN61000-4-2,3,4,5,6,8,11, EN61204-3			
Connection	Input	3P / 10mm pitch terminal block with cover		
	Output	M5x12 screw terminal	Bus bars	M5x12 screw terminal
Dimension (LxWxH) (mm)	250x127x41	295x 127x 41	300x 85x 41	295x 127x 41

750W RSP-750

Model No.	Output	Tol.	R&N	Effi.
RSP-750-5	5V, 0~100A	$\pm 2\%$	150mV	82.0%
RSP-750-12	12V, 0~62.5A	$\pm 1\%$	150mV	87.0%
RSP-750-15	15V, 0~50A	$\pm 1\%$	150mV	89.0%
RSP-750-24	24V, 0~31.3A	$\pm 1\%$	150mV	90.5%
RSP-750-27	27V, 0~27.8A	$\pm 1\%$	150mV	90.5%
RSP-750-48	48V, 0~15.7A	$\pm 1\%$	150mV	92.0%

1600W RSP-1600

Model No.	Output	Tol.	R&N	Effi.
RSP-1600-12	12V, 0~125A	$\pm 1\%$	150mV	89.0%
RSP-1600-24	24V, 0~67A	$\pm 1\%$	200mV	91.5%
RSP-1600-27	27V, 0~59A	$\pm 1\%$	200mV	92.0%
RSP-1600-36	36V, 0~44.5A	$\pm 1\%$	250mV	92.0%
RSP-1600-48	48V, 0~33.5A	$\pm 1\%$	300mV	93.0%

1000W RSP-1000

Model No.	Output	Tol.	R&N	Effi.
RSP-1000-12	12V, 0~60A	$\pm 1\%$	150mV	83%
RSP-1000-15	15V, 0~50A	$\pm 1\%$	150mV	85%
RSP-1000-24	24V, 0~40A	$\pm 1\%$	150mV	88%
RSP-1000-27	27V, 0~37A	$\pm 1\%$	150mV	88%
RSP-1000-48	48V, 0~21A	$\pm 1\%$	150mV	90%

2000W RSP-2000

Model No.	Output	Tol.	R&N	Effi.
RSP-2000-12	12V, 0~100A	$\pm 2\%$	150mV	87.0%
RSP-2000-24	24V, 0~80A	$\pm 1\%$	200mV	90.5%
RSP-2000-48	48V, 0~42A	$\pm 1\%$	300mV	92.0%



Features

- Universal AC input / Full range (RSP-1500)
AC input 180~264VAC only (RSP-2400)
- Built-in active PFC function
- Protections:
Short circuit / Overload / Over voltage / Over temperature
- Forced air cooling by built-in DC fan
- **Output voltage programmable**
- Built-in current sharing up to 4 units (RSP-1500) or 3 units (RSP-2400)
- Built-in remote sense and ON/OFF control
- Built-in auxiliary power, DC OK signal
- Optional conformal coating
- **5 years warranty**

General Specification (Please refer to www.meanwell.com for detail spec.)



Model No.	RSP-1500	RSP-2400
AC input voltage range	90~264VAC; 127~370VDC	180~264VAC; 254~370VDC
AC inrush current (max.)	Cold start, 60A at 230VAC	
DC adjustment range	Vo: -30%~+10% by potentiometer, or to 70%~100% of rated output voltage by external resistor	Vo: ±10% by potentiometer, or to 20%~110% of rated output voltage by 1~5.5VDC external control signal
Overload protection	Range	105%~135%
	Type	Constant current limiting, shut off after 5 sec., re-power on to recover
Over voltage protection	Range	115%~140%
	Type	Shut down O/P voltage, re-power on to recover
Withstand voltage	I/P-O/P: 3kVAC, I/P-FG: 2kVAC, O/P-FG: 0.5kVAC	
Working temperature	-20~+70°C	
Safety standards	UL62368-1, TUV EN62368-1, EAC TP TC 004, BSMI CNS14336-1 approved	
EMC standards	EN55032, EN61000-3-2,3; EN61000-4-2,3,4,5,6,8,11, EN61000-6-2, EN061204-3	
Connection	Input	3P/13mm pitch terminal block with cover
	Output	Bus bars
Dimension (LxWxH) (mm)	278x 127x 83.5	278x 177.8x 63.5

1500W RSP-1500

Model No.	Output	Tol.	R&N	Effi.
RSP-1500-5	5V, 0~240A	±2%	150mV	80%
RSP-1500-12	12V, 0~125A	±1%	150mV	87%
RSP-1500-15	15V, 0~100A	±1%	150mV	87%
RSP-1500-24	24V, 0~63A	±1%	150mV	90%
RSP-1500-27	27V, 0~56A	±1%	150mV	90%
RSP-1500-48	48V, 0~32A	±1%	200mV	91%

2400W RSP-2400

Model No.	Output	Tol.	R&N	Effi.
RSP-2400-12	12V, 0~166.7A	±1%	150mV	88.0%
RSP-2400-24	24V, 0~100A	±1%	150mV	90.5%
RSP-2400-48	48V, 0~50A	±1%	200mV	91.5%



48hrs delivery We keep enough stock for 95% of standard models at our warehouse. We can arrange prompt delivery within 48hrs.



Features

- AC input 180~264VAC only
- Built-in active PFC function
- Protections:
 - Short circuit / Overload / Over voltage / Over temperature
- Forced air cooling by built-in DC fan
- Output voltage programmable (RSP-3000)
- Output voltage and current programmable (CSP-3000)
- Built-in current sharing up to 3 units
- Built-in remote sense and ON/OFF control
- Built-in auxiliary power, DC OK signal
- Optional conformal coating
- 5 years warranty

General Specification (Please refer to www.meanwell.com for detail spec.)



Model No.	RSP-3000	CSP-3000
AC input voltage range	180~264VAC; 254~370VDC	
AC inrush current (max.)	Cold start, 60A at 230VAC	
DC adjustment range	Vo: ±10% by potentiometer, or to 20%~110% of rated output voltage by 1~5.5VDC external control signal	Vo: ±10% by potentiometer, or to 20%~110% of rated output voltage by 2~10VDC external control signal
Overload protection	Range	100%~112%
	Type	Constant current limiting, shut off after 5 sec., re-power on to recover (can adjust to continuous constant current limiting)
Over voltage protection	Range	115%~140%
	Type	Shut down O/P voltage, re-power on to recover
Withstand voltage	I/P-O/P: 3kVAC, I/P-FG: 2kVAC, O/P-FG: 0.5kVAC	
Working temperature	-20~+70°C	
Safety standards	UL62368-1, EN62368-1, EAC TP TC 004 approved, BSMI CNS14336-1 approved (RSP-3000)	
EMC standards	EN55032, EN61000-3-2,3; EN61000-4-2,3,4,5,6,8,11, EN61000-6-2, EN061204-3	
Connection	Input	3P/13mm pitch terminal block with cover
	Output	Bus bars
Dimension (LxWxH) (mm)	278x 177.8x 63.5	


3000W RSP-3000

Model No.	Output	Tol.	R&N	Effi.
RSP-3000-12	12V, 0~200A	±1%	150mV	87.5%
RSP-3000-24	24V, 0~125A	±1%	150mV	90.0%
RSP-3000-48	48V, 0~62.5A	±1%	200mV	91.5%

3000W NEW CSP-3000

Model No.	Output	Tol.	R&N	Effi.
CSP-3000-120	120V, 0~25A	±1%	800mV	92.0%
CSP-3000-250	250V, 0~12A	±1%	1000mV	92.5%
CSP-3000-400	400V, 0~7.5A	±1%	1200mV	93.0%

Enclosed-PFC 5000~10000W Programmable High Power



Features

- 3 ϕ 3-wire/ Δ 196~305VAC or 3 ϕ 4-wire/ Y 340~530VAC wide input range
- Built-in active PFC function
- High efficiency up to 91%
- Protections: Short circuit / Overload / Over voltage / Over temperature / Fan alarm
- Forced air cooling by built-in DC fan
- Output voltage and constant current level I_{cc} programmable
- Built-in current sharing up to 20kW (4 units of RST-5000 or 2 units of RST-10000)
- Built-in remote sense and ON/OFF control
- Built-in 12V/0.1A auxiliary power
- Alarm signal output
- 5 years warranty

General Specification (Please refer to www.meanwell.com for detail spec.)



Model No.	RST-5000	RST-10000
AC input voltage range	3 ϕ 3-wire/ Δ 196~305VAC or 3 ϕ 4-wire/ Y 340~530VAC	
AC inrush current (max.)	Cold start, 75A at 230VAC (3 ϕ 3-wire/ Δ) or 50A at 400VAC (3 ϕ 4-wire/ Y)	Cold start, 150A at 230VAC (3 ϕ 3-wire/ Δ) or 100A at 400VAC (3 ϕ 4-wire/ Y)
DC adjustment range	Vo: -2%~+20% by potentiometer or to 20%~120% of rated output voltage by 1~6VDC external control signal Icc: to 20%~100% of rated output current by 1~5VDC external control signal	
Overload protection	Range	100%~112%
	Type	User adjustable continuous constant current limiting or constant current limiting with delay shutdown after 5 seconds. Re-power on to recover.
Over voltage protection	Range	125%~140%
	Type	Shut down O/P voltage, re-power on to recover
Withstand voltage	I/P-O/P: 3kVAC, I/P-FG: 2kVAC, O/P-FG: 0.5kVAC	
Working temperature	-30~+70°C (refer to output derating curve)	
Safety standards	UL62368-1, TUV EN62368-1, EAC TP TC 004 approved	
EMC standards	EN55032 class A, EN61000-3-2,3, EN61000-4-2,3,4,5,6,8,11, EN61000-6-2, EN61204-3	
Connection	Input	6P/13mm pitch terminal block with cover
	Output	Bus bars
Dimension (LxWxH) (mm)	460x 211x 83.5	540x 424x 83.5

5000W RST-5000

Model No.	Output	Tol.	R&N	Effi.
RST-5000-24	24V, 0~200A	±1%	150mV	89%
RST-5000-36	36V, 0~138A	±1%	200mV	90%
RST-5000-48	48V, 0~105A	±1%	200mV	91%

10000W RST-10000

Model No.	Output	Tol.	R&N	Effi.
RST-10000-24	24V, 0~400A	±1%	150mV	89%
RST-10000-36	36V, 0~276A	±1%	200mV	90%
RST-10000-48	48V, 0~210A	±1%	200mV	91%

Conduction Cooled PFC 200~500W Slim Type



Features

- Universal AC input / Full range
- Withstand 300VAC surge input for 5 seconds
- Slim width and low profile
(26mm for UHP-200, 31mm for UHP-350/500)
- Built-in active PFC function
- 150% peak load capacity(100ms)
- Fanless and conduction-cooled design
- Protections: Short circuit / Overload / Over voltage / Over temperature
- Optional DC OK active signal and redundant function for UHP-200/350/500[R]
- LED indicator for power on
- 3 years warranty

General Specification (Please refer to www.meanwell.com for detail spec.)



Model No.	UHP-200	UHP-350	UHP-500
AC input voltage range	90~264VAC; 127~370VDC		
AC inrush current (max.)	Cold start, 40A at 115VAC, 80A at 230VAC	Cold start, 30A at 115VAC, 60A at 230VAC	
DC adjustment range	±5% rated output voltage		
Overload protection	Range	110%~140%	
	Type	Hiccup mode, auto-recovery	
Over voltage protection	Range	110%~140%	
	Type	Shut down O/P voltage, re-power on to recover	
Withstand voltage	I/P - O/P: 3.75kVAC, I/P - FG: 2kVAC, O/P - FG: 1.25kVAC		
Working temperature	-30~+70°C (refer to output derating curve)		-20~+70°C (refer to output derating curve)
Vibration	10~500Hz, 5G 10min./1cycle, 60min. each along X, Y, Z axes		
Safety standards	UL62368-1, TUV EN62368-1, EN60335-1(except for UHP-500), GB4943, EAC TP TC 004, BSMI CNS14336-1 approved		
EMC standards	EN55032 class B, EN61000-3-2,3, EN61000-4-2,3,4,5,6,8,11, GB9254, EN61000-6-2(EN50082-2), BSMI CNS13438		
Dimension (LxWxH)(mm)	194x 55x 26	220x 62x 31	233x 81x 31

200W UHP-200

Model No.	Output	Tol.	R&N	Effi.
UHP-200□-3.3	3.3V, 0~40A	±2%	150mV	89%
UHP-200□-4.2	4.2V, 0~40A	±2%	150mV	90%
UHP-200□-5	5V, 0~40A	±2%	200mV	91%
UHP-200□-12	12V, 0~16.7A	±1%	240mV	93%
UHP-200□-15	15V, 0~13.4A	±1%	240mV	94%
UHP-200□-24	24V, 0~8.4A	±1%	240mV	94%
UHP-200□-36	36V, 0~5.6A	±1%	240mV	94%
UHP-200□-48	48V, 0~4.2A	±1%	300mV	94%

□=blank, R; blank: enclosed, R: DC OK signal, redundant function

Model No.	Output	Tol.	R&N	Effi.
UHP-350□-24	24V, 0~14.6A	±1%	240mV	94%
UHP-350□-36	36V, 0~9.75A	±1%	240mV	94%
UHP-350□-48	48V, 0~7.3A	±1%	240mV	94%

□=blank, R; blank: enclosed, R: DC OK signal, redundant function

350W UHP-350

Model No.	Output	Tol.	R&N	Effi.
UHP-350□-3.3	3.3V, 0~60A	±2%	150mV	88.5%
UHP-350□-4.2	4.2V, 0~60A	±2%	150mV	89%
UHP-350□-5	5V, 0~60A	±2%	200mV	90%
UHP-350□-12	12V, 0~29.2A	±1%	200mV	91%
UHP-350□-15	15V, 0~23.4A	±1%	200mV	92%

500W UHP-500

Model No.	Output	Tol.	R&N	Effi.
UHP-500□-4.2	4.2V, 0~80A	±2%	200mV	89%
UHP-500□-5	5V, 0~80A	±2%	200mV	90%
UHP-500□-12	12V, 0~41.7A	±1%	200mV	94%
UHP-500□-15	15V, 0~33.4A	±1%	200mV	94%
UHP-500□-24	24V, 0~20.9A	±1%	240mV	94.5%
UHP-500□-36	36V, 0~13.9A	±1%	360mV	95%
UHP-500□-48	48V, 0~10.45A	±1%	360mV	95%

□=blank, R; blank: enclosed, R: DC OK signal, redundant function

Who can provide you better services and be a trustworthy partner in the power industry?
— "MEAN WELL" tries to be —

Conduction Cooled PFC 750~1000W Slim Type



■ Features

- Universal AC input / Full range
- Withstand 300VAC surge input for 5 seconds
- Slim width and low profile(41mm)
- Built-in active PFC function
- Fanless and conduction-cooled design
- Protections: Short circuit / Overload / Over voltage / Over temperature
- Output voltage and current programmable(UHP-1000)
- Built-in remote ON-OFF control(UHP-1000)
- DC ok active signal
- LED indicator for power on
- 3 years warranty (UHP-750)
5 years warranty (UHP-1000)

■ General Specification (Please refer to www.meanwell.com for detail spec.)



Model No.	UHP-750	UHP-1000
AC input voltage range	90~264VAC; 127~370VDC	
AC inrush current (max.)	Cold start, 20A at 115VAC, 40A at 230VAC	
DC adjustment range	0~20% rated output voltage	
Overload protection	Range	105%~125%
	Type	Hiccup mode, auto-recovery
Over voltage protection	Range	120%~135%
	Type	Shut down O/P voltage, re-power on to recover
Withstand voltage	I/P-O/P: 3.75kVAC, I/P-FG: 2kVAC, O/P-FG: 1.25kVAC, 1 minute	
Working temperature	-30~+70°C (refer to output derating curve)	
Vibration	10~500Hz, 5G 10min./1cycle, 60min. each along X, Y, Z axes	
Safety standards	EN62368-1, UL62368-1, EAC TP TC 004 approved; design refer to EN61558-1, EN60335-1 (by request)	
EMC standards	EN55032 class B, EN61000-3-2,3, EN61000-4-2,3,4,5,6,8,11	
Dimension (LxWxH)(mm)	237x 100x 41	240x 115x 41

■ 750W UHP-750

Model No.	Output	Tol.	R&N	Effi.
UHP-750-12	12V, 0~60A	±1%	150mV	93.5%
UHP-750-24	24V, 0~31.3A	±1%	200mV	95%
UHP-750-36	36V, 0~21A	±1%	250mV	95%
UHP-750-48	48V, 0~15.7A	±1%	250mV	95%

■ 1000W UHP-1000

Model No.	Output	Tol.	R&N	Effi.
UHP-1000-12	12V, 0~80A	±1%	150mV	94%
UHP-1000-24	24V, 0~42A	±1%	240mV	95%
UHP-1000-36	36V, 0~28A	±1%	240mV	95.5%
UHP-1000-48	48V, 0~21A	±1%	300mV	96%




Customer Satisfaction —

Today's effort, tomorrow's reward. Continuously improve CQTS to satisfy customer is our goal.



Products —

- One Stop Shopping
- Total Solution



■ Features

- Universal AC input / Full range
- Withstand 300VAC surge input for 5 seconds
- Slim width and low profile
(41mm for UHP-1500 / 60mm for UHP-2500)
- Built-in active PFC function
- Fanless and conduction-cooled design
- Protections: Short circuit / Overload / Over voltage / Over temperature
- Output voltage and current programmable
- Optional PMBus and CANBus protocol
- DC ok active signal
- LED indicator for power on
- 5 years warranty

■ General Specification (Please refer to www.meanwell.com for detail spec.)



Model No.	UHP-1500	UHP-2500
AC input voltage range	90~264VAC; 127~370VDC	
AC inrush current (max.)	Cold start, 60A at 230VAC	
DC adjustment range	0~20% rated output voltage	
Overload protection	Range	105%~125%
	Type	Constant current limiting with delay shutdown after 5 seconds, re-power on to recover
Over voltage protection	Range	125%~140%
	Type	Shut down O/P voltage, re-power on to recover
Withstand voltage	I/P-O/P: 3.75kVAC, I/P-FG: 2kVAC, O/P-FG: 1.25kVAC, 1 minute	
Working temperature	-30~+70°C (refer to output derating curve)	
Vibration	10~500Hz, 5G 10min./1cycle, 60min. each along X, Y, Z axes	
Safety standards	EN62368-1, UL62368-1, EAC TP TC 004 approved; design refer to EN61558-1, EN60335-1 (by request)	
EMC standards	EN55032 class B, EN61000-3-2,3, EN61000-4-2,3,4,5,6,8,11	
Dimension (LxWxH)(mm)	290x 140x 41	310x 140x 60

■ 1500W UHP-1500

Model No.	Output	Tol.	R&N	Effi.
UHP-1500-24	24V, 0~62.5A	±1%	240mV	95%
UHP-1500-48	48V, 0~31.5A	±1%	350mV	96%

■ 2500W UHP-2500


Model No.	Output	Tol.	R&N	Effi.
UHP-2500-24	24V, 0~104.2A	±1%	300mV	95%
UHP-2500-48	48V, 0~52.1A	±1%	480mV	96%



48hrs delivery We keep enough stock for 95% of standard models at our warehouse. We can arrange prompt delivery within 48hrs.



We provide specification, drawing, test report and more information, please visit our web site <http://www.meanwell.com>



PHP-3500 Features

- Universal AC input/ Full Range
- High efficiency up to 96%
- Fanless design, cooled with water cooling pad
- Slim and Low Profile (60mm)
- Output voltage and constant current level programmable
- OVC III operating altitude up to 3000 meters
- Active current sharing up to 14000W (4 units)
- Built-in PMBus or optional CANbus protocol
- Protections: Short circuit / Over load / Over voltage / Over temperature
- Optional conformal coating
- 5 year warranty

DPU-3200 Features

- Universal AC input/ Full Range
- High efficiency up to 94.5%
- Forced air cooling by building in DC fans
- Output voltage and constant current level programmable
- Active current sharing up to 16000W (5 units)
- Optional PMBus or CANBus protocol
- Protections: Short circuit / Over load / Over voltage / Over temperature
- Optional conformal coating
- 5 year warranty

General Specification (Please refer to www.meanwell.com for detail spec.)



Model No.	DPU-3200	PHP-3500	
AC input voltage range	90~264VAC; 127~370VDC		
AC inrush current (max.)	Cold start 55A/230VAC	Cold start 80A/230VAC	
DC adjustment range	24V: 23.5~30V; 48V: 47.5~58.8v	24V: 24~28.8V; 48V: 48~57.6V	
Overload protection	Range	105~115% rated output power	
	Type	Constant current limiting, shut down O/P voltage 5 sec. after O/P voltage is down low, re-power on to recover.	
Over voltage protection	Range	24V: 31.5~37.5V; 48V: 63~75V	24V: 30~36V; 48V: 60~72V
	Type	Shut down O/P voltage, re-power on to recover	
Withstand voltage	I/P-O/P: 3KVAC; I/P-FG: 2KVAC; O/P-FG: 1.5KVAC	I/P-O/P: 3KVAC; I/P-FG: 2KVAC; O/P-FG: 1.25KVAC	
Working temperature	-30~+70°C (refer to "De-rating curve")	-30~+70°C Baseplate Temperature (refer to "De-rating curve")	
Vibration	10 ~ 500Hz, 2G 10min./1cycle, 60min. each along X,Y, Z axes		
Safety standards	UL62368-1, TUV EN62368-1, EAC TP TC 004 approved	UL62368-1, TUV EN62368-1, EAC TP TC 004 approved; design refers to EN61558-1, EN60335-1	
EMC standards	"Compliance with EN55032 (CISPR32) / EN55011 (CISPR11) Conduction Class B, Radiation Class A; EN61000-3-2,3; EN61000-4-2, 3, 4, 6, 8, 11; EN-61000-6-2, EAC TP TC 020"		
Connection	Bus Bar	Terminal	
Dimension (LxWxH)(mm)	325.8 x 107 x 41	380 x 141.4 x 60	

3500W PHP-3500

Model No.	Output	Tol.	R&N	Effi.
PHP-3500-24	24V, 0~145A	±1%	300mV	95%
PHP-3500-48	48V, 0~73A	±1%	480mV	96%

3200W DPU-3200

Model No.	Output	Tol.	R&N	Effi.
DPU-3200-24	24V, 0~133A	±1%	300mV	93.5%
DPU-3200-48	48V, 0~67A	±1%	480mV	94.5%



■ Features

- Universal AC input / Full range
- Built-in active PFC function
- Protections:
 - Short circuit / Overload / Over voltage / Over temperature
- **Output voltage programmable**
- Forced air cooling by built-in DC fan (except for SPV-150)
- 3 years warranty

■ General Specification (Please refer to www.meanwell.com for detail spec.)



Model No.	SPV-150	SPV-300
AC input voltage range	88~264VAC; 124~370VDC	
AC inrush current (max.)	Cold start, 45A at 230VAC	
DC adjustment range	Vo: -15%~+10% by potentiometer or to 20%~110% of rated output voltage by 1~5.5VDC external control signal	
Overload protection	Range	105%~150%
	Type	constant current limiting, auto-recovery
Over voltage protection	Range	115%~140%
	Type	shut down O/P voltage, re-power on to recover
Withstand voltage	I/P - O/P: 3kVAC, I/P-FG: 2kVAC, O/P-FG: 0.5kVAC	
Working temperature	-20~+65°C (refer to "De-rating curve")	
Safety standards	UL62368-1, TUV EN62368-1, EAC TP TC 004 approved	
EMC standards	EN55032 class B, EN61000-3-2,3, EN61000-4-2,3,4,5,6,8,11, EAC TP TC 020	
Dimension (LxWxH) (mm)	215x 115x 50	

■ 150W SPV-150

Model No.	Output	Tol.	R&N	Effi.
SPV-150-12	12V, 0~12.5A	±1%	150mV	82%
SPV-150-24	24V, 0~6.25A	±1%	150mV	83%
SPV-150-48	48V, 0~3.125A	±1%	240mV	83%

■ 300W SPV-300

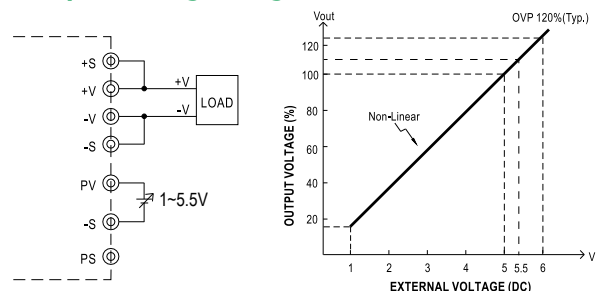
Model No.	Output	Tol.	R&N	Effi.
SPV-300-12	12V, 0~25A	±1%	150mV	83.5%
SPV-300-24	24V, 0~12.5A	±1%	150mV	85.0%
SPV-300-48	48V, 0~6.25A	±1%	240mV	86.5%



Best products also need best service.

We have authorized distributors all over the world. They have sufficient stock for your prompt delivery. Also, they can offer you technical support & RMA services. Please contact your local distributors for more product information. You can also contact us at info@meanwell.com for information of your local distributors.

► Output Voltage Programmable for SPV series



Enclosed-Redundancy Module 20A&40A



■ Features

- Output current **20A & 40A**
- Support **1+1 and N+1 redundancy** system
- Suitable for redundancy operation of 5V/12V/24V/48V system
- 2 channels input and 1 output
- **-40~+80°C** ultra wide operating temperature
- **2 dry relay contact** for monitoring output status, and LED indicator for input failure alarm
- 3 years warranty

■ General Specification (Please refer to www.meanwell.com for detail spec.)



Model No.	ERDN20 [24]				ERDN40 [24]				
	5	12	24	48	12	24	48		
Input	DC input voltage range	4.5~6Vdc	9~14Vdc	19~29Vdc	36~60Vdc	9~14Vdc	19~29Vdc	36~60Vdc	
	Rated current	10Ax2 input, 20Ax1 input				20Ax2 input, 40Ax1 input			
	Peak current	15Ax2 input, 30Ax1 input				30Ax2 input, 60Ax1 input			
	Voltage drop (Vin-Vout)	0.2~0.5Vdc max.							
Output	Reverse voltage (max.)	15Vdc	40Vdc	40Vdc	75Vdc	40Vdc	40Vdc	75Vdc	
	Rated current	20A				40A			
	Peak current	30A, 5 sec.				60A, 5 sec.			
General	Standby power losses	1.5W Typ.							
	Relay contact	2 dry relay contact, 30Vdc resistive load for each channel							
	Input voltage alarm	Voltage range	>4 or <6.5V	>8.5V or 14.7V	>18V or <31V	>34.2V or 63V	>8.5V or 14.7V	>18V or <31V	>34.2V or 63V
		LED display	Green: OK, dark: input voltage failure						
	Working temperature	-40~+80°C (refer to output derating curve)							
	Protections	Overload or short circuit, <30A for 5 sec. no damage							
	Cooling	Free air convection							
	Safety standards	UL62368-1, EAC TP TC 004 approved							
	EMC standards	EN55032 class B, EN61000-4,2,3,4,5,6,8							
	Connection	Screw terminal: I/P: 4 poles (Vin1 and Vin2 +,-), O/P: 2 poles (Vo+/Vo-); wafer connector: 4 pin (Alarm1 and Alarm2 dry relay contact)							
Dimension (LxWxH)(mm)	82x 99x 36				97x 99x 36				

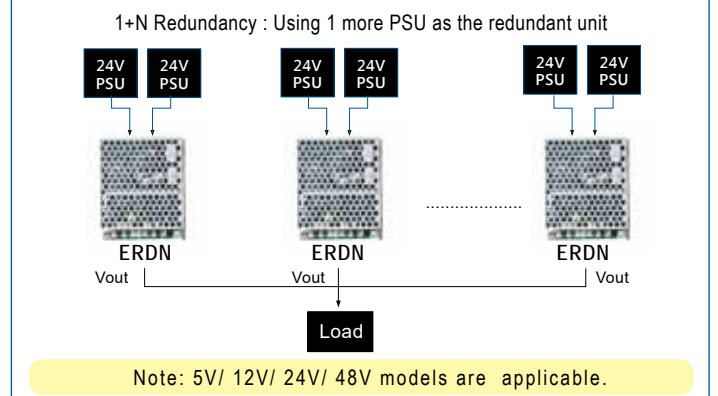
■ 20A ERDN20


Model No.	Nominal Voltage	Input / Output Current
ERDN20 [24]	5V, 12V, 24V, 48V	2x10A / 20A
□ = 5, 12, 24, 48		

■ 40A ERDN40

Model No.	Nominal Voltage	Input / Output Current
ERDN40 [24]	12V, 24V, 48V	2x20A / 40A
□ = 12, 24, 48		

Example of Application





Features

- Universal AC input / Full range
- **Medical safety approved (2xMOOP)**
- Withstand 300VAC surge input for 5 seconds
- Built-in active PFC function
- Protections: Short circuit / Overload / Over voltage / Over temperature
- 1U low profile
- Built-in constant current limiting circuit
- Built-in remote sense function (MSP-200/300)
- No load power consumption <0.5W
- Built-in remote ON/OFF control
- Built-in 5V/0.3A standby output (MSP-200/300)
- Built-in DC OK signal (MSP-300)
- LED indicator for power on
- **5 years warranty**

General Specification (Please refer to www.meanwell.com for detail spec.)



Model No.	MSP-100	MSP-200	MSP-300
AC input voltage range	85~264VAC; 120~370VDC		
Leakage current	<300μA		<450μA
AC inrush current (max.)	Cold start, 65A at 230VAC	Cold start, 70A at 230VAC	
DC adjustment range	±15% rated output voltage		
Overload protection	Range	105%~135%	
	Type	Constant current limiting, auto-recovery	
Over voltage protection	115%~145%		
Withstand voltage	I/P-O/P: 4kVAC, I/P-FG: 2kVAC, O/P-FG: 0.5kVAC, 1 minute		
Working temperature	-40~+60°C	-40~+70°C (refer to output derating curve)	
Safety standards	ANSI/AAMI ES60601-1, IEC60601-1, EAC TP TC 004 approved		
EMC standards	EN55011 class B, EN61000-4-2,3,4,5,6,8,11, EN61000-3-2,3, EN60601-1-2, EAC TP TC 020		
Connection	7P / 9.5mm pitch terminal block with cover		7P / 11mm pitch terminal block with cover
Dimension (LxWxH)(mm)	159x 97x 38	199x 98x 38	199x 105x 41

100W MSP-100

Model No.	Output	Tol.	R&N	Effi.
MSP-100-3.3	3.3V, 0~20A	+2.5%, -3.5%	80mV	78.0%
MSP-100-5	5V, 0~17A	+2.5%, -3.5%	80mV	83.0%
MSP-100-7.5	7.5V, 0~13.5A	±2.5%	100mV	84.0%
MSP-100-12	12V, 0~8.5A	±1.5%	120mV	87.5%
MSP-100-15	15V, 0~7A	±1.5%	150mV	88.0%
MSP-100-24	24V, 0~4.5A	±1.5%	150mV	88.5%
MSP-100-36	36V, 0~2.9A	±1.5%	200mV	89.0%
MSP-100-48	48V, 0~2.2A	±1.5%	240mV	90.0%

200W MSP-200

Model No.	Output	Tol.	R&N	Effi.
MSP-200-3.3	3.3V, 0~40A	±2%	80mV	80.0%
MSP-200-5	5V, 0~35A	±2%	90mV	84.0%
MSP-200-7.5	7.5V, 0~26.7A	±2%	100mV	86.0%

Model No.	Output	Tol.	R&N	Effi.
MSP-200-12	12V, 0~16.7A	±1%	120mV	88.0%
MSP-200-15	15V, 0~13.4A	±1%	150mV	88.0%
MSP-200-24	24V, 0~8.4A	±1%	150mV	88.0%
MSP-200-36	36V, 0~5.7A	±1%	250mV	89.0%
MSP-200-48	48V, 0~4.3A	±1%	250mV	89.0%

300W MSP-300

Model No.	Output	Tol.	R&N	Effi.
MSP-300-3.3	3.3V, 0~60A	±2.5%	80mV	80.0%
MSP-300-5	5V, 0~60A	±2%	90mV	82.0%
MSP-300-7.5	7.5V, 0~40A	±2%	100mV	86.0%
MSP-300-12	12V, 0~27A	±1%	120mV	88.0%
MSP-300-15	15V, 0~22A	±1%	150mV	88.0%
MSP-300-24	24V, 0~14A	±1%	150mV	87.0%
MSP-300-36	36V, 0~9A	±1%	250mV	88.0%
MSP-300-48	48V, 0~7A	±1%	250mV	89.0%



Features

- Universal AC input / Full range
- Medical safety approved (2xMOOP) for MSP-450/600
Medical safety approved (2xMOPP) for MSP-1000
- Withstand 300VAC surge input for 5 seconds
- Built-in active PFC function
- Protections: Short circuit / Overload / Over voltage / Over temperature
- Built-in constant current limiting circuit
- Built-in remote sense function
- No load power consumption <0.6W for MSP-450; <0.8W for MSP-600/1000; <0.75W for MSP-1000
- Built-in current sharing (MSP-600-24/36/48; MSP-1000)
- Built-in remote ON/OFF control
- Built-in 5V/0.3A standby output
- Built-in DC OK signal
- LED indicator for power on
- 5 years warranty

General Specification (Please refer to www.meanwell.com for detail spec.)



Model No.	MSP-450	MSP-600	MSP-1000
AC input voltage range	85~264VAC; 120~370VDC		90~264VAC; 127~370VDC
Leakage current	<300μA		
AC inrush current (max.)	Cold start, 70A at 230VAC	Cold start, 80A at 230VAC	Cold start, 40A at 230VAC
DC adjustment range	±15% rated output voltage		-8%~+17% rated output voltage
Overload protection	Range	105%~135%	
	Type	Constant current limiting, auto-recovery	
Over voltage protection	115%~145%		120%~137%
Withstand voltage	I/P-O/P: 4kVAC, I/P-FG: 2kVAC, O/P-FG: 0.5kVAC, 1 minute		I/P-O/P: 4.5kVAC, I/P-FG: 2kVAC, O/P-FG: 1.5kVAC, 1 minute
Working temperature	-40~+70°C (refer to output derating curve)		
Safety standards	ANSI/AAMI ES60601-1, IEC60601-1, EAC TP TC 004 approved		
EMC standards	EN55011 class B for MSP-450/600, EN55032 class A for MSP-1000, EN61000-4-2,3,4,5,6,8,11, EN61000-3-2,3, EN60601-1-2		
Connection	3+6P / 10 & 11mm pitch terminal block with cover		
Dimension (LxWxH)(mm)	218x 105x 41	218x 105x 63.5	

450W MSP-450

Model No.	Output	Tol.	R&N	Effi.
MSP-450-3.3	3.3V, 0~90A	±2%	80mV	80.0%
MSP-450-5	5V, 0~90A	±2%	80mV	83.0%
MSP-450-7.5	7.5V, 0~60A	±2%	100mV	86.5%
MSP-450-12	12V, 0~37.5A	±1%	120mV	88.0%
MSP-450-15	15V, 0~30A	±1%	150mV	89.0%
MSP-450-24	24V, 0~18.8A	±1%	150mV	88.0%
MSP-450-36	36V, 0~12.5A	±1%	240mV	89.0%
MSP-450-48	48V, 0~9.5A	±1%	240mV	89.5%

Model No.	Output	Tol.	R&N	Effi.
MSP-600-12	12V, 0~53A	±1%	120mV	88.0%
MSP-600-15	15V, 0~43A	±1%	150mV	88.0%
MSP-600-24	24V, 0~27A	±1%	150mV	88.0%
MSP-600-36	36V, 0~17.5A	±1%	200mV	89.0%
MSP-600-48	48V, 0~13A	±1%	240mV	89.0%

600W MSP-600

Model No.	Output	Tol.	R&N	Effi.
MSP-600-3.3	3.3V, 0~120A	±2%	100mV	78.5%
MSP-600-5	5V, 0~120A	±2%	100mV	82.0%
MSP-600-7.5	7.5V, 0~80A	±2%	100mV	86.0%

1000W NEW MSP-1000

Model No.	Output	Tol.	R&N	Effi.
MSP-1000-12	12V, 0~80A	±2%	150mV	91.5%
MSP-1000-15	15V, 0~64A	±1.5%	150mV	92.0%
MSP-1000-24	24V, 0~42A	±1%	200mV	93.0%
MSP-1000-48	48V, 0~21A	±1%	250mV	94.0%



Features

- Isolation **Class II**
- Universal AC input / Full range (277VAC operational)
- No load power consumption <0.3W
- Compact size with 1SU~4SU width
- **Class 2** power unit / Pass LPS
- **Over voltage category III**
- Protections: Short circuit / Overload / Over voltage
- Can be installed on DIN rail TS-35 / 7.5 or 15
- Cooling by free air convection
- DC output voltage adjustable
- LED indicator for power on
- Suitable for building automation and control of household appliance
- 3 years warranty

General Specification (Please refer to www.meanwell.com for detail spec.)



Model No.	HDR-15	HDR-30	HDR-60
AC input voltage range	85~264VAC (277VAC operational); 120~370VDC (390VDC operational)		
AC inrush current (max.)	Cold start, 45A at 230VAC		Cold start, 60A at 230VAC
DC adjustment range	5V: 4.5~5.5V, 12V: 10.8~13.8V, 15V: 13.5~18V, 24V: 21.6~29V, 48V: 43.2~55.2V		
Overload protection	Range	110%~145%	105%~160%
	Type	Hiccup mode when output voltage <50%, constant current limiting within 50~100% rated output voltage, auto-recovery	
Over voltage protection	Range	115%~150% rated output voltage	
	Type	Shut off, clamp by zener diode	Shut down, re-power on to recover
Withstand voltage	I/P-O/P: 4kVAC		
Working temperature	-30~+70°C (refer to output load derating curve)		
Vibration	10~500Hz, 2G 10 min./1 cycle, period for 60 min. each along X, Y, Z axes		
Safety standards	UL62368-1, UL508, TUV EN61558-2-16, IEC62368-1, EAC TP TC 040, BSMI CNS14336-1 approved		
EMC standards	EN55032 class B, EN61000-3-2,3, EN61000-6-2, EN61000-4-2,3,4,5,6,8,11, EN61204-3		
Connection	I/P and O/P: 2 poles screw DIN terminal		I/P: 2 poles, O/P: 4 poles screw DIN terminal
Dimension (WxHxD)(mm)	17.5x 90x 54.5	35x 90x 54.5	52.5x 90x 54.5

15W		HDR-15		
Model No.	Output	Tol.	R&N	Effi.
HDR-15-5	5V, 0~2.40A	±2%	80mV	80%
HDR-15-12	12V, 0~1.25A	±1%	120mV	85%
HDR-15-15	15V, 0~1.00A	±1%	120mV	85.5%
HDR-15-24	24V, 0~0.63A	±1%	150mV	86%
HDR-15-48	48V, 0~0.32A	±1%	240mV	87%

60W		HDR-60		
Model No.	Output	Tol.	R&N	Effi.
HDR-60-5	5V, 0~6.5A	±2%	80mV	85%
HDR-60-12	12V, 0~4.5A	±1%	120mV	88%
HDR-60-15	15V, 0~4.0A	±1%	120mV	89%
HDR-60-24	24V, 0~2.5A	±1%	150mV	90%
HDR-60-48	48V, 0~1.25A	±1%	240mV	91%

30W		HDR-30		
Model No.	Output	Tol.	R&N	Effi.
HDR-30-5	5V, 0~3.0A	±2%	80mV	82%
HDR-30-12	12V, 0~2.0A	±1%	120mV	88%
HDR-30-15	15V, 0~2.0A	±1%	120mV	89%
HDR-30-24	24V, 0~1.5A	±1%	150mV	89%
HDR-30-48	48V, 0~0.75A	±1%	240mV	90%

HDR vs. MDR

Difference Series	Casing Type	Protection Classes	Over Voltage Category	Working Temp.
HDR	Step Shape	Class II	OVC III	-30~+70°C
MDR	Ultra Slim	Class I	-----	-20~+70°C



Features

- Isolation **Class II**
- Universal AC input / Full range (277VAC operational)
- No load power consumption <0.3W
- Compact size with 4SU~6SU width
- **Class 2** power unit / **Pass LPS** (HDR-100 only)
- **Over voltage category III**
- Protections: Short circuit / Overload / Over voltage
- Can be installed on DIN rail TS-35 / 7.5 or 15
- Cooling by free air convection
- DC output voltage adjustable
- LED indicator for power on
- Suitable for building automation and control of household appliance
- 3 years warranty

General Specification (Please refer to www.meanwell.com for detail spec.)



Model No.	HDR-100 □	HDR-150
AC input voltage range	85~264VAC (277VAC operational); 120~370VDC (390VDC operational)	
AC inrush current (max.)	Cold start, 70A at 230VAC	
DC adjustment range	HDR-100 12V: 12~13V, 15V: 15~17V, 24V: 24~25.5V, 48V: 48~48.7V HDR-100-N 12V: 12~13.8V, 15V: 13.8~18V, 24V: 21.6~29V, 48V: 43.2~55.2V	12V: 10.8~13.8V 15V: 13.8~18V 24V: 21.6~29V 48V: 43.2~55.2V
	Overload protection	Range: HDR-100: 102%~110%; HDR-100-xxN: 105%~150% Type: Hiccup mode when output voltage <50%, constant current limiting within 50~100% rated output voltage, auto-recovery
Over voltage protection	Range	125%~155% rated output voltage
	Type	Shut down, re-power on to recover
Withstand voltage	I/P-O/P: 3kVAC	
Working temperature	-30~+70°C (refer to output load derating curve)	
Vibration	10~500Hz, 2G 10 min./1 cycle, period for 60 min. each along X, Y, Z axes	
Safety standards	UL62368-1, UL508, TUV EN61558-2-16, IEC62368-1, BSMI CNS14336, AS/NZS60950.1 approved	UL62368-1, UL61010, TUV EN61558-2-16, IEC62368-1 approved
EMC standards	EN55032 class B, EN61000-3-2,3, EN61000-6-2, EN61000-4-2,3,4,5,6,8,11, CNS13438, EN61204-3	
Connection	I/P: 2 poles, O/P: 4 poles screw DIN terminal	
Dimension (WxHxD)(mm)	70x 90x 54.5	105x 90x 54.5

100W HDR-100

Model No.	Output	Tol.	R&N	Effi.
HDR-100-12	12V, 0~7.1A	±2%	120mV	88%
HDR-100-12N	12V, 0~7.5A	±2%	120mV	88%
HDR-100-15	15V, 0~6.13A	±1%	120mV	89%
HDR-100-15N	15V, 0~6.5A	±1%	120mV	89%
HDR-100-24	24V, 0~3.83A	±1%	150mV	90%
HDR-100-24N	24V, 0~4.2A	±1%	150mV	90%
HDR-100-48	48V, 0~1.92A	±1%	240mV	90%
HDR-100-48N	48V, 0~2.1A	±1%	240mV	90%

HDR-100: 92W max., pass LPS
HDR-100-xxN: 100W max., non-LPS with a wide output adjustable range

150W NEW HDR-150

Model No.	Output	Tol.	R&N	Effi.
HDR-150-12	12V, 0~11.3A	±2%	100mV	89%
HDR-150-15	15V, 0~9.5A	±1%	120mV	89.5%
HDR-150-24	24V, 0~6.25A	±1%	150mV	90.5%
HDR-150-48	48V, 0~3.2A	±1%	200mV	90.5%



Features

- Universal AC input / Full range
- Installed on DIN rail TS-35 / 7.5 or 15
- Protections: Short circuit / Overload / Over voltage
- No load power consumption <0.75W (<1W for MDR-100)
- LED indicator for power on
- Built-in active PFC and over temp. protection (MDR-100)
- Class I, Div 2 Hazardous Locations T4(MDR-40/60)
- DC OK signal output (MDR-10/20);
DC OK relay contact (MDR-40/60/100)
- Cooling by free air convection
- DC output voltage adjustable (MDR-20~100)
- 3 years warranty

General Specification (Please refer to www.meanwell.com for detail spec.)

Model No.	MDR-10	MDR-20	MDR-40	MDR-60	MDR-100
AC input voltage range	85~264VAC; 120~370VDC				
AC inrush current	Cold start, 35A at 115VAC, 70A at 230VAC	Cold start, 20A at 115VAC, 40A at 230VAC	Cold start, 30A at 115VAC, 60A at 230VAC		
DC adjustment range	Fixed	±10% rated output voltage	0~+20% rated output voltage		
Overload protection	>105% hiccup mode, auto-recovery	105%~160% constant current limiting, auto-recovery	105%~150% constant current limiting, auto-recovery		
Over voltage protection	115%~135% rated output voltage		125%~150% rated output voltage		
Setup, rise, hold up time	500ms, 30ms, 120ms	500ms, 30ms, 50ms	3000ms, 50ms, 50ms		
Withstand voltage	I/P-O/P:3kVAC, I/P-FG:2kVAC, 1minute				
Working temperature	-20~+70°C (refer to output derating curve)				-10~+60°C
DC OK signal	Open collector		Relay contact		
Safety standards	UL508, TUV EN62368-1, EAC TP TC 004, BSMI CNS14336-1, AS/NZS 62368.1 approved; MDR-40/60 also approved for UL62368-1, ANSI/ISA 12.12.01-2013 Class I, Div. 2 Group A, B, C, D Hazardous Locations T4				
EMC standards	EN55032 class B, EN61000-3-2,3, EN61000-4-2,3,4,5,6,8,11, CNS13438, EN61204-3, EN61000-6-2 heavy industry level (MDR-40/60/100)				
Connection	I/P: 3 poles, O/P: 3 poles screw DIN terminal		IP: 3 poles, O/P: 6 poles screw DIN terminal		
Dimension (WxHxD)(mm)	22.5x90x100		40x90x100		55x90x100

10W



Model No.	Output	Tol.	R&N	Effi.
MDR-10-5	5V, 0~2.0A	±5%	80mV	77%
MDR-10-12	12V, 0~0.84A	±3%	120mV	81%
MDR-10-15	15V, 0~0.67A	±3%	120mV	81%
MDR-10-24	24V, 0~0.42A	±2%	150mV	84%

60W



Model No.	Output	Tol.	R&N	Effi.
MDR-60-5	5V, 0~10.0A	±2%	80mV	78%
MDR-60-12	12V, 0~5.00A	±1%	120mV	86%
MDR-60-24	24V, 0~2.50A	±1%	150mV	88%
MDR-60-48	48V, 0~1.25A	±1%	200mV	87%

20W



Model No.	Output	Tol.	R&N	Effi.
MDR-20-5	5V, 0~3.0A	±2%	80mV	76%
MDR-20-12	12V, 0~1.67A	±1%	120mV	80%
MDR-20-15	15V, 0~1.34A	±1%	120mV	81%
MDR-20-24	24V, 0~1.00A	±1%	150mV	84%

100W



Model No.	Output	Tol.	R&N	Effi.
MDR-100-12	12V, 0~7.5A	±1%	120mV	83%
MDR-100-24	24V, 0~4.0A	±1%	150mV	86%
MDR-100-48	48V, 0~2.0A	±1%	200mV	87%

40W



Model No.	Output	Tol.	R&N	Effi.
MDR-40-5	5V, 0~6.00A	±2%	80mV	78%
MDR-40-12	12V, 0~3.33A	±1%	120mV	86%
MDR-40-24	24V, 0~1.70A	±1%	150mV	88%
MDR-40-48	48V, 0~0.83A	±1%	200mV	88%



Energy Saving —

We care about energy saving. This logo represents that this model has "low no load power consumption"!



To satisfy our customers is our goal —

- High Quality
- Low Cost
- Prompt Delivery
- Best Service



Features

- Single and two phase wide input range 180~550VAC
- Built-in active PFC function (WDR-240/480)
- Protections: Short circuit / Overload / Over voltage / Over temperature
- Cooling by free air convection
- DC output voltage adjustable
- Built-in constant current limiting circuit
- Can be installed on DIN rail TS-35 / 7.5 or 15
- Over voltage category III (WDR-60)
- Operating altitude up to 5000 meters (WDR-60)
- EN61000-6-2(EN50082-2) industrial immunity level
- Built-in DC OK relay contact
- 3 years warranty

General Specification (Please refer to www.meanwell.com for detail spec.)

Model No.	WDR-60	WDR-120	WDR-240	WDR-480
AC input voltage range	180~550VAC(single and two phase); 254~780VDC			
AC input current	0.3A / 400VAC, 0.6A / 230VAC	0.55A / 400VAC, 1.2A / 230VAC	1A / 400VAC, 2A / 230VAC	1.6A / 400VAC, 4A / 230VAC
AC inrush current (max.)	Cold start, 50A at 400VAC			
DC adjustment range	5V: 5~6V, 12V: 12~15V, 24V: 24~29V, 48V: 48~57V	12V: 12~15V, 24V: 24~29V, 48V: 48~58V	24V: 24~28V, 48V: 48~55V	
Overload protection	Hiccup mode when output voltage <50%, constant current limiting within 50~100% rated output voltage, auto-recovery	105%~130% rated output power, constant current limiting, auto-recovery	105%~130% rated output power, constant current limiting, unit will shut down after 3 sec.; auto-recovery after 1 minute if the fault condition is removed.	
Over voltage protection	Range	5.7~7.5V for 5V model (WDR-60), 16~18V for 12V model, 29~33V for 24V model, 56~65V for 48V model		
	Type	Shut down o/p voltage, re-power on	Shut down o/p voltage, auto-recovery	Shut down o/p voltage, auto-recovery after 1 minute if the fault condition is removed
Over temp. protection	Shut down output voltage, recovers automatically after temperature goes down			
Withstand voltage	I/P-O/P:4kVAC, I/P-FG:2kVAC, O/P-FG:0.5kVAC, O/P-DC OK:0.5kVAC, 1 minute	I/P-O/P:3kVAC, I/P-FG:1.5kVAC, O/P-FG:0.5kVAC, O/P-DC OK:0.5kVAC, 1 minute		
Isolation resistance	100MΩ(min.)@500VDC			
Working temperature	-30~+85°C	-25~+70°C	-30~+70°C (refer to output derating curve)	
DC OK signal	Relay Contact			
Safety standards	UL60601-1, TUV EN61558-2-16, EAC TP TC004	UL508, EAC TP TC 004 approved ; Design refer to GL		
EMC standards	EN55032 class B, EN61000-3-2,3, EN61000-4-2,3,4,5,6,8,11, EN61000-6-2 (EN50082-2), EN61204-3, EAC TP TC 020, heavy industry level			
Connection (screw DIN terminal)	I/P: 3 poles, O/P: 4 poles		I/P: 3 poles, O/P: 6 poles	
Dimension (WxHxD)(mm)	32x125.2x102	40x125.2x113.5	63x125.2x113.5	85.5x125.2x128.5

60W



Model No.	Output	Tol.	R&N	Effi.
WDR-60-05	5V, 0~10A	±1.5%	100mV	84.5%
WDR-60-12	12V, 0~5A	±1.5%	120mV	86.5%
WDR-60-24	24V, 0~2.5A	±1.0%	150mV	89.0%
WDR-60-48	48V, 0~1.25A	±1.0%	200mV	90.5%

240W



Model No.	Output	Tol.	R&N	Effi.
WDR-240-24	24V, 0~10A	±1.0%	150mV	91%
WDR-240-48	48V, 0~5A	±1.0%	150mV	91%

120W



Model No.	Output	Tol.	R&N	Effi.
WDR-120-12	12V, 0~10A	±1.5%	120mV	89.5%
WDR-120-24	24V, 0~5A	±1.0%	120mV	91%
WDR-120-48	48V, 0~2.5A	±1.0%	150mV	92%

480W



Model No.	Output	Tol.	R&N	Effi.
WDR-480-24	24V, 0~20A	±1.0%	100mV	92%
WDR-480-48	48V, 0~10A	±1.0%	150mV	93%



Features

- High efficiency up to **94%**
- Universal AC input / Full range (SDR-75/120/240/480); AC input 180~264VAC only (SDR-960)
- **Complete functions:**
 - ◆ **130~150% peak load** capability by series
 - ◆ **Current sharing up to 3840W** (7+1 for SDR-480P, 3+1 for SDR-960)
 - ◆ Built-in **DC OK relay contact** (except for SDR-75)
 - ◆ Comply with **GL** (SDR-120~480), **SEMIF47** (SDR-75~960)
- Protections: Short circuit / Overload / Over voltage / Over temperature
- Cooling by free air convection
- DC output voltage adjustable
- Installed on DIN rail TS-35 / 7.5 or 15
- UL508(industrial control equipment) approved
- EN61000-6-2(EN50082-2) industrial immunity level
- 3 years warranty

General Specification (Please refer to www.meanwell.com for detail spec.)

Model No.	SDR-75	SDR-120	SDR-240	SDR-480□	SDR-960
AC input voltage range	88~264VAC; 124~370VDC			90~264VAC; 127~370VDC	180~264VAC; 254~370VDC
AC inrush current (max.)	Cold start, 50A at 230VAC	Cold start, 70A at 230VAC	Cold start, 55A at 230VAC	Cold start, 80A at 230VAC	Cold start, 50A at 230VAC
DC adjustment range	12V: 12~14V (only for SDR-75/120), 24V: 24~28V, 48V: 48~55V				
Overload protection	Normally works within 110%~150% rated output power for 3 seconds and then shut down output voltage with auto-recovery (re-power on to recover for SDR-75)				Normally works within 105%~130% rated output power for 3 seconds and then shut down o/p voltage with auto-recovery after 30 seconds if the peak load condition is removed
	>150% rated power or short circuit, constant current limiting with auto-recovery within 2 seconds and may cause to shut down if over 2 seconds				Constant current limiting within 130%~150% rated output power for more than 3 seconds and then shut down o/p voltage, re-power on to recover
Over voltage protection	Range	14~17V for 12V model(SDR-75/120), 29~33V for 24V model, 56~65V for 48V model			
	Type	Shut down o/p voltage, re-power on to recover		Shut down o/p voltage with auto-recovery, or re-power on to recover	
Over temperature protection	Re-power on to recover		Recovers automatically after temperature goes down		
Withstand voltage	I/P-O/P:3kVAC, I/P-FG:1.5kVAC, O/P-FG:0.5kVAC, O/P-DC OK:0.5kVAC (except for SDR-75)				
Working temperature	-30~+70°C		-25~+70°C (refer to output derating curve)		-30~+70°C
Safety standards	UL508, TUV EN62368-1, GL (SDR-120/240/480), EAC TP TC 040, BSMI CNS14336-1(SDR-120/240/480/960) approved				
EMC standards	EN55011(SDR-120/240/480), EN55032 class B, EN61000-3-2,3, EN61000-4-2,3,4,5,6,8,11, EAC TP TC 020, EN61000-6-2 (EN50082-2), EN61204-3; SEMI (SDR-75/120/240/480), GL (SDR-120/240/480)				
Connection (screw DIN terminal)	I/P: 3 poles, O/P: 4 poles		I/P: 3 poles, O/P: 6 poles	I/P: 3 poles, O/P: 8 poles	I/P:3 poles, O/P: 6 poles
Dimension (WxHxD)(mm)	32x125.2x102	40x125.2x113.5	63x125.2x113.5	85.5x125.2x128.5	110x125.2x150

75W



Model No.	Output	Tol.	R&N	Effi.
SDR-75-12	12V, 0~6.3A	±1.0%	100mV	88.5%
SDR-75-24	24V, 0~3.2A	±1.0%	100mV	89.0%
SDR-75-48	48V, 0~1.6A	±1.0%	120mV	90.0%

120W



Model No.	Output	Tol.	R&N	Effi.
SDR-120-12	12V, 0~10A	±1.0%	100mV	89.0%
SDR-120-24	24V, 0~ 5A	±1.0%	100mV	91.0%
SDR-120-48	48V, 0~2.5A	±1.0%	120mV	90.5%

240W



Model No.	Output	Tol.	R&N	Effi.
SDR-240-24	24V, 0~10A	±1.0%	50mV	94%
SDR-240-48	48V, 0~5A	±1.0%	50mV	94%

480W



Model No.	Output	Tol.	R&N	Effi.
SDR-480□-24	24V, 0~20A	±1.2%	100mV	94%
SDR-480□-48	48V, 0~10A	±1.0%	120mV	94%

□ =blank, P ; Blank: basic function, P: with parallel function

960W



Model No.	Output	Tol.	R&N	Effi.
SDR-960-24	24V, 0~40A	±1.0%	180mV	94%
SDR-960-48	48V, 0~20A	±1.0%	250mV	94%



Features

- Universal AC input / Full range
- Built-in active PFC function(NDR-240/480)
- High efficiency up to 92.5%
- Protections: Short circuit / Overload / Over voltage / Over temperature
- Cooling by free air convection
- DC output voltage adjustable
- Can be installed on DIN rail TS-35 / 7.5 or 15
- UL508 (industrial control equipment) listed
- EN61000-6-2 (EN50082-2) industrial immunity level
- 3 years warranty

General Specification (Please refer to www.meanwell.com for detail spec.)



Model No.	NDR-75	NDR-120	NDR-240	NDR-480
AC input voltage range	90~264VAC; 127~370VDC			
AC inrush current (max.)	Cold start, 35A at 230VAC			
DC adjustment range	12V: 12~14V, 24V: 24~28V, 48V: 48~55V			
Overload protection	Range	105%~130%		
	Type	Constant current limiting, auto-recovery		Constant current limiting, shut off after 3 sec., re-power on to recover
Over voltage protection	Range	12V: 14~17V, 24V: 29~33V, 48V: 56~65V		
	Type	Shut down o/p voltage, re-power on to recover		
Over temperature protection	Shut down o/p voltage, re-power on to recover		Shut down o/p voltage, auto-recovery	
Withstand voltage	I/P-O/P: 3kVAC, I/P-FG: 2kVAC, O/P-FG: 0.5kVAC			
Working temperature	-20~+70°C (refer to output derating curve)			
Safety standards	UL508, TUV EN62368-1, EAC TP TC 004, BSMI CNS14336-1(NDR-240/480) approved			
EMC standards	EN55032 class B, EN61000-3-2,3, EN61000-4-2,3,4,5,6,8,11, EN61000-6-2(EN50082-2), EN61204-3, EAC TP TC 020			
Connection (screw DIN terminal)	I/P: 3 poles, O/P: 4 poles			
Dimension (WxHxD)(mm)	32x 125.2x 102	40x 125.2x 113.5	63x 125.2x 113.5	85.5x 125.2x 128.5

75W

NDR-75

Model No.	Output	Tol.	R&N	Effi.
NDR-75-12	12V, 0~6.3A	±2.0%	80mV	85.5%
NDR-75-24	24V, 0~3.2A	±1.0%	150mV	88.0%
NDR-75-48	48V, 0~1.6A	±1.0%	240mV	89.0%

240W

NDR-240

Model No.	Output	Tol.	R&N	Effi.
NDR-240-24	24V, 0~10A	±1.0%	150mV	88.5%
NDR-240-48	48V, 0~5A	±1.0%	150mV	90.0%

120W

NDR-120

Model No.	Output	Tol.	R&N	Effi.
NDR-120-12	12V, 0~10A	±2.0%	100mV	85.5%
NDR-120-24	24V, 0~5A	±1.0%	120mV	88.0%
NDR-120-48	48V, 0~2.5A	±1.0%	150mV	89.0%

480W

NDR-480

Model No.	Output	Tol.	R&N	Effi.
NDR-480-24	24V, 0~20A	±1.0%	150mV	92.5%
NDR-480-48	48V, 0~10A	±1.0%	150mV	92.5%



Customer Satisfaction

— Today's effort, tomorrow's reward. Continuously improve CQTS to satisfy customer is our goal.



Products

- One Stop Shopping
- Total Solution



Features

- Universal AC input / Full range
- Protections: Short circuit / Overload / Over voltage / Over temperature
- Cooling by free air convection
- DC output voltage adjustable
- Can be installed on DIN rail TS-35 / 7.5 or 15
- UL508 (industrial control equipment) listed
- EN61000-6-2 (EN50082-2) industrial immunity level
- Low cost
- 2 years warranty

General Specification (Please refer to www.meanwell.com for detail spec.)



Model No.	EDR-75	EDR-120	EDR-150
AC input voltage range	90~264VAC; 127~370VDC		
AC inrush current (max.)	Cold start, 35A at 230VAC		
DC adjustment range	12V: 12~14V, 24V: 24~28V, 48V: 48~55V		
Overload protection	Range	105%~130%	
	Type	Constant current limiting, auto-recovery	
Over voltage protection	Range	12V: 14~17V, 24V: 29~33V, 48V: 56~65V	24V: 29~33V
	Type	Shut down o/p voltage, re-power on to recover	
Over temperature protection	Shut down o/p voltage, re-power on to recover		
Withstand voltage	I/P-O/P: 3kVAC, I/P-FG: 2kVAC, O/P-FG: 0.5kVAC		
Working temperature	-20~+60°C (refer to output derating curve)		
Safety standards	UL508, TUV EN62368-1, EAC TP TC 004, BSMI CNS14336-1 approved		
EMC standards	EN55032 classA, EN61000-3-2(125W for EDR-150),3, EN61000-4-2,3,4,5,6,8,11, EN61000-6-2(EN50082-2), EAC TP TC 020, CNS13438		
Connection (screw DIN terminal)	I/P: 3 poles, O/P: 4 poles		
Dimension (WxHxD)(mm)	32x 125.2x 102	40x 125.2x 113.5	

75W EDR-75

Model No.	Output	Tol.	R&N	Effi.
EDR-75-12	12V, 0~6.3A	±2.0%	80mV	85.5%
EDR-75-24	24V, 0~3.2A	±1.0%	120mV	87.5%
EDR-75-48	48V, 0~1.6A	±1.0%	150mV	88.5%

150W EDR-150

Model No.	Output (230VAC/115VAC)	Tol.	R&N	Effi.
EDR-150-24	24V, 0~6.5A / 0~5.2A	±1.0%	150mV	87%

120W EDR-120

Model No.	Output	Tol.	R&N	Effi.
EDR-120-12	12V, 0~10A	±2.0%	100mV	85.0%
EDR-120-24	24V, 0~5A	±1.0%	120mV	87.5%
EDR-120-48	48V, 0~2.5A	±1.0%	150mV	88.5%

EDR vs. NDR

Difference Series	EMI	Working Temp.	Warranty
EDR	Class A	-20~+60°C	2 years
NDR	Class B	-20~+70°C	3 years



Features

- 3-phase, 340~550VAC wide range input (2-phase operation possible)
- Slim width
- Built-in active PFC function (TDR-480/960)
- Built-in passive PFC function (TDR-240)
- High efficiency up to 94.5%
- Protections: Short circuit / Overload / Over voltage / Over temperature
- Cooling by free air convection
- DC output voltage adjustable
- Built-in constant current limiting circuit
- Can be installed on DIN rail TS-35/7.5 or 15
- UL508 / UL61010-1 Industrial control equipment approved
- Current sharing up to 3840W(3+1) for TDR-960
- Built-in DC OK relay contact (optional for TDR-480)
- 3 years warranty

General Specification (Please refer to www.meanwell.com for detail spec.)

Model No.	TDR-240	TDR-480	TDR-960
AC input voltage range	3-phase 340~550VAC (2-phase operation possible), 480~780VDC		
AC input current (Typ.)	0.69A / 400VAC, 0.6A / 500VAC	0.85A / 400VAC, 0.7A / 500VAC	2.0A / 400VAC, 1.4A / 500VAC
DC adjustment range	24V: 24~28V, 48V: 48~55V		
Overload protection	105%~130% rated output power, constant current limiting, unit will shut down after 3 sec., re-power on to recover 105%~130% rated output power, constant current limiting, unit will hiccup after 3 sec.(TDR-240)		
Over voltage protection	Range	29~33V for 24V model, 56~65V for 48V model (30~36V for TDR-240-24)	
	Type	Shut down o/p voltage, re-power on to recover Hiccup mode, recovers automatically after temperature goes down.	
Over temperature protection	Shut down o/p voltage, auto-recovery after temperature goes down		
Withstand voltage	I/P-O/P:4.87kVAC I/P-FG:2.4kVAC O/P-FG:0.5kVAC O/P-DC OK: 0.5kVAC	I/P-O/P:3kVAC I/P-FG:2kVAC O/P-FG:0.5kVAC O/P-DC OK: 0.5kVAC(TDR-960; optional for TDR-480)	
Working temperature	-30~+70°C (refer to output derating curve)		
Safety standards	UL61010-1, UL61010-2-201, EAC TP TC 004, EN61558-2-16 approved	UL508, EAC TP TC 004 approved	
EMC standards	EN55032 class B, EN61000-3-2,3, EN61000-4-2,3,4,5,6,8,11, EN61204-3, EN55024, EAC TP TC 020, EN61000-6-2, heavy industry level		
Connection (screw DIN terminal)	I/P: 4 poles, O/P: 4 poles		I/P: 4 poles, O/P: 6 poles
Dimension (WxHxD)(mm)	63x125.2x113.5	85.5x125.2x128.5	110x125.2x150

240W

Model No.	Output	Tol.	R&N	Effi.
TDR-240-24	24V, 0~10A	±1.0%	100mV	92%
TDR-240-48	48V, 0~5A	±1.0%	120mV	92%

960W

Model No.	Output	Tol.	R&N	Effi.
TDR-960-24	24V, 0~40A	±1.0%	180mV	94.0%
TDR-960-48	48V, 0~20A	±1.0%	250mV	94.5%

480W

Model No.	Output	Tol.	R&N	Effi.
TDR-480-24	24V, 0~20A	±1.0%	150mV	92.5%
TDR-480-48	48V, 0~10A	±1.0%	150mV	93%

TDR vs. DRT

Series	Difference	Dimension (width)	Working Temp.
TDR		63~110mm by model	-30~+70°C
DRT		125.2~276mm by model	-20~+60°C/+70°C



Features

- Input 340~550VAC, 3-phase (2-phase for DRH-120)
- Protections: Short circuit / Overload / Over voltage / Over temperature
- Built-in constant current limiting circuit
- Cooling by free air convection
- DC output voltage adjustable
- Can be installed on DIN rail TS-35 / 7.5 or 15
- UL508 (industrial control equipment) listed (240~960W)
- EN61000-6-2 (EN50082-2) industrial immunity level
- Optional parallel function (1+1) (960W only)
- LED indicator for power on
- 3 years warranty

General Specification (Please refer to www.meanwell.com for detail spec.)

Model No.	DRH-120	DRT-240	DRT-480	DRT-960
AC input voltage range	340~550VAC, 2-phase		340~550VAC, 3-phase (two phase operation possible)	
AC inrush current (max.)	Cold start, 50A at 400VAC			
DC adjustment range	24V: 24~28V, 48V: 48~55V			
Overload protection	Range	105%~160%	105%~150%	105%~125%
	Type	Constant current limiting, auto-recovery		Constant current limiting, delay shut off after 3 sec.
Over voltage protection	Range	24V: 30~36V, 48V: 59~66V		
	Type	Shut off, AC recycle to re-start		
Over temperature protection	Shut down output voltage, recovers automatically after temperature goes down			
Withstand voltage	I/P - O/P: 3kVAC, I/P - FG: 2kVAC, O/P - FG: 0.5kVAC, 1 minute			
Working temperature	-20~+60°C	-20~+70°C		-20~+60°C
Safety standards	UL62368-1, EAC TP TC 004 approved		UL508, UL62368-1, TUV EN60950-1, EAC TP TC 004 approved	
EMC standards	EN55032 class B, EN61000-3-2,3, EN61000-4-2,3,4,5,6,8,11, EN61204-3, EAC TP TC 020, EN61000-6-2 heavy industry level			
Connection (screw DIN terminal)	I/P: 3 poles, O/P: 4 poles		I/P: 4 poles, O/P: 4 poles	
Dimension (WxHxD)(mm)	65.5x125.2x100	125.5x125.2x100	227x125.2x100	276x125.2x100

120W(2-Phase)



Model No.	Output	Tol.	R&N	Effi.
DRH-120-24	24V, 0~5.0A	±1%	80mV	85%
DRH-120-48	48V, 0~2.5A	±1%	80mV	86%

480W (3-Phase)



Model No.	Output	Tol.	R&N	Effi.
DRT-480-24	24V, 0~20A	±1%	80mV	89%
DRT-480-48	48V, 0~10A	±1%	80mV	90%

240W (3-Phase)



Model No.	Output	Tol.	R&N	Effi.
DRT-240-24	24V, 0~10A	±1%	80mV	89%
DRT-240-48	48V, 0~5.0A	±1%	80mV	89%

960W (3-Phase)



Model No.	Output	Tol.	R&N	Effi.
DRT-960-24	24V, 0~40A	±1%	80mV	91%
DRT-960-48	48V, 0~20A	±1%	80mV	92%



DRA-40



DRA-60

Features

- Universal AC input / Full range
- **Io can be trimmed 10~100% by 1~10Vdc, PWM signal or resistance**
- Installed on DIN rail TS-35 / 7.5 or 15
- Protections: Short circuit / Overload / Over voltage
- Pass LPS
- Cooling by free air convection
- DC output voltage adjustable
- LED indicator for power on
- Suitable for machine vision inspection system and plant cultivation application
- 3 years warranty

General Specification (Please refer to www.meanwell.com for detail spec.)



Model No.	DRA-40	DRA-60
AC input voltage range	90~264VAC; 127~370VDC	
AC inrush current (max.)	Cold start, 60A at 230VAC	
DC adjustment range	12V: 12~15V, 24V: 24~30V	
Current adjustment range	10%~100% rated output current adjustable by 1~10VDCc, PWM signal or resistance	
Overload protection	Range	95%~108%
	Type	Constant current limiting, auto-recovery
Over voltage protection	120%~155% rated output power, shut down o/p voltage, re-power on to recover	
Withstand voltage	I/P-O/P: 3kVAC, I/P-FG: 2kVAC, O/P-FG: 0.5kVAC	
Working temperature	-30~+70°C (refer to output derating curve)	
Safety standards	UL62368-1, TUV EN62368-1, EAC TP TC 004 approved	
EMC standards	EN55032 class B, EN61000-3-2,3, EN61000-4-2,3,4,5,6,8,11, EN61204-3, EAC TP TC 020	
Connection (screw DIN terminal)	I/P: 3 poles, O/P: 6 poles screw DIN terminal	
Case No.	962A	
Dimension (WxHxD)(mm)	40x 90x 100	

40W DRA-40

Model No.	Output	Tol.	R&N	Effi.
DRA-40-12	12V, 0~3.34A	±1.0%	120mV	85%
DRA-40-24	24V, 0~1.7A	±1.0%	150mV	87%

60W DRA-60

Model No.	Output	Tol.	R&N	Effi.
DRA-60-12	12V, 0~5A	±1.0%	120mV	85%
DRA-60-24	24V, 0~2.5A	±1.0%	150mV	87%

DIN-Redundancy Module

20A & 40A



■ Features

- Output current **20A & 40A**
- Support **1+1 and N+1 redundancy** system
- Suitable for redundancy operation of 12V/24V/48V system
- 2 channels input and 1 output
- **-40~+80°C** ultra wide operation temp.
- **2 dry relay contact** for monitoring output status, and LED indicator for input failure alarm
- **Slim width**
- Installed on DIN rail TS-35/7.5 or 15
- 3 years warranty

■ General Specification (Please refer to www.meanwell.com for detail spec.)



Model No.		DRDN20 24			DRDN40 24			
		12	24	48	12	24	48(optional)	
Input	DC input voltage range	9~14Vdc	19~29Vdc	36~60Vdc	9~14Vdc	19~29Vdc	36~60Vdc	
	Rated current	10Ax2 input, 20Ax1 input			20Ax2 input, 40Ax1 input			
	Peak current	15Ax2 input, 30Ax1 input			30Ax2 input, 60Ax1 input			
	Voltage drop (Vin-Vout)	0.2~0.5Vdc max.						
	Reverse voltage (max.)	40Vdc	40Vdc	75Vdc	40Vdc	40Vdc	75Vdc	
Output	Rated current	20A			40A			
	Peak current	30A, 5 sec.			60A, 5 sec.			
	Standby power losses	1.5W Typ.						
General	Relay contact	2 dry relay contact, 30Vdc resistive load for each channel						
	Input voltage alarm	Voltage range	>8.5V or 14.7V	>18V or <31V	>34.2V or 63V	>8.5V or 14.7V	>18V or <31V	>34.2V or 63V
		LED display	Green: OK, dark: input voltage failure					
	Working temperature	-40~+80°C						
	Protections	Overload or short circuit, <30A for 5 sec. no damage						
	Cooling	Free air convection						
	Safety standards	UL62368-1, EAC TP TC 004 approved						
	EMC standards	EN55032 class B, EN61000-4,2,3,4,5,6,8						
	Connection (Screw DIN terminal)	I/P: 4 poles(V _{in1} and V _{in2} ±), O/P and FG 4 poles (V _{o-} /V _{o+} , FG); 4 poles (Alarm ₁ and Alarm ₂ dry relay contact)			I/P: 4 poles(V _{in1} and V _{in2} ±), O/P 2 poles (V _{o-} /V _{o+}), FG 1 pole; 2+2 poles (Alarm ₁ and Alarm ₂ dry relay contact)			
	Dimension (WxHxD)(mm)	32x 125.2x 102			55x 125.2x 113.5			

20A DRDN20			40A DRDN40		
Model No.	Nominal Voltage	Input / Output Current	Model No.	Nominal Voltage	Input / Output Current
DRDN20 24	12V, 24V, 48V	2x10A / 20A	DRDN40 24	12V, 24V, 48V	2x20A / 40A
□ = 12, 24, 48			□ = 12, 24, 48		

20A Power Supply Redundancy Module

- Suitable for redundant operation of 24V system
- Installed on DIN rail TS-35 / 7.5 or 15
- Relay contact signal output and LED indicator for input failure alarm
- Cooling by free air convection
- 3 years warranty



DC input voltage range 21~28V, 20A max. x 2 channels
 Reverse voltage 30V
 DC output current 20A max.
 DC output voltage drop 0.6V max.
 Input voltage alarm When input is > 20V(±5%) and <30V(±5%), relay contacts
 Relay contact rating 30VDC, 1A
 Working temperature -40~+70°C
 Safety standard UL508, EAC TP TC 004 approved
 EMC standards EN55032 class B, EN61000-4-2,3,4,5,6,8,11, EAC TP TC 020
 Connection I/P: 4 poles, O/P: 2 poles screw DIN terminal, Single output: 4 poles

Model No.	Output	Reverse Voltage	Current
DR-RDN20	24V, 20A	30V max.	20A max.

40A DC UPS Module

- Battery controller for DIN rail UPS system
- Parallel connected to DC BUS
- Suitable for 24V system up to 40A
- Installed on DIN Rail TS-35 / 7.5 or 15
- Built-in battery test function
- Battery polarity protection
- Relay contact signal output and LED indicator for DC BUS OK, Battery Fail, and Battery Discharge
- Cooling by free air convection
- 3 years warranty



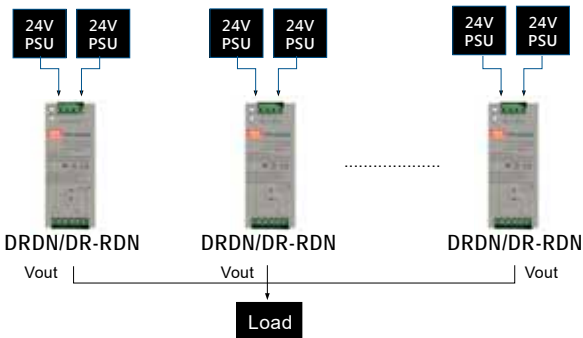
DC input / DC bus 24~29V, 40A max.
 Battery input voltage 21~29V
 Battery input Current 0~40A
 Charge current (typ.) 2A
 External battery (typ.) 24V, 4AH / 7AH / 12AH
 DC bus ok Relay status : Short when DC voltage between 21~29V(±3%), relay contacts
 LED(Green) : DC bus OK : light; DC bus fail : dark
 Battery fail Relay status : Short when battery failure is observed through the battery test function, relay contacts
 LED(Red) : Battery over-discharge warning or battery broken: light; Battery OK: dark
 Battery discharge Relay status : Short when battery in discharge condition, relay contacts
 LED(Yellow) : Battery discharging: light; Battery is not discharging or discharging current <2A: dark

Working temperature -20~+70°C
 EMC standards EN55032 class B, EN61000-4-2,3,4,5,6,8,11, EAC TP TC 020
 Connection I/P: 2 poles, O/P: 2 poles screw DIN terminal, Single output: 6 poles

Model No.	DC BUS Voltage	DC BUS Current
DR-UPS40	24~29V	40A max.

DRDN20/40 & DR-RDN20 Example of Application

1+N Redundancy : Using 1 more PSU as the redundant unit



Note: 12V/ 24V/ 48V models are applicable.

DR-UPS40 Example of Application

Back up connection for AC interruption



DBFU20 & DBFU40 Series 20A & 40A Buffer Module

Under Development

Buffering with electrolytic capacitors instead of lead acid batteries
 Buffering time: 350ms/20A, 250ms/40A
 Buffer mode selectable by S.W :
 Fixed mode at 22Vdc or dynamic mode for Vin-1V
 Support parallel connection to extend buffering time

-25~+80°C wide operating temp.
 Suitable for 24V buffer system
 Dimension (WxHxD):
 63x 125.2x 113.5mm
 3 years warranty





Features

- **DIN Rail type** or **terminal block** mounted
- ICL-16: 23A inrush current limiting, 16A continuous
ICL-28: 48A inrush current limiting, 28A continuous
- 180~264VAC input
- Integrated by pass relay, no simple NTC
- Internal thermal protection
- -30~+70°C wide operating temperature
- **Over voltage category III**
- Operating altitude up to **5000 meters**
- Installed on DIN Rail TS-35/7.5 or 15 (ICL-16R/28R)

General Specification (Please refer to www.meanwell.com for detail spec.)



Model No.	ICL-16R	ICL-16L	ICL-28R	ICL-28L
AC input voltage range	180~264VAC, 50/60Hz			
AC inrush current limiting	23A max., 16A continuous		48A max. 28A continuous	
AC input power	3680VA (16Ax 230VAC)		6440VA (28Ax 230VAC)	
AC input consumption	<1W at 264VAC input		<2W at 264VAC input	
Internal relay limiting time (Ton poweron)	300±50ms			
Internal relay	Limiting cycle	PSU setup time <250ms 1 cycle / 5min	PSU setup time 250~350ms 1 cycle / 1min	PSU setup time >350ms 5 cycle / 1min
	Release time	500±50ms		
Internal protection	Thermal fuse protects overload and fire			
Load capacity	2500µF max.		6000µF max.	
Working temperature	-30~+70°C			
Safety standards	IEC62368-1 (LVD)			
EMC standards	EN55032 class B, EN61000-3-2, EN6100-4-2,3,4,5,6,8,11, EAC TP TC020			
Connection	ICL-16R/28R: I/P: 2 poles, O/P: 2 poles (Screw DIN terminal); ICL-16L/28L: I/P: 2 poles, O/P: 2 poles (Terminal block)			
Dimension (mm)	35x 90x 54.5 (WxHxD)	175x 42x 24 (LxWxH)	52.5x 90x 54.5 (WxHxD)	175x 42x 24 (LxWxH)

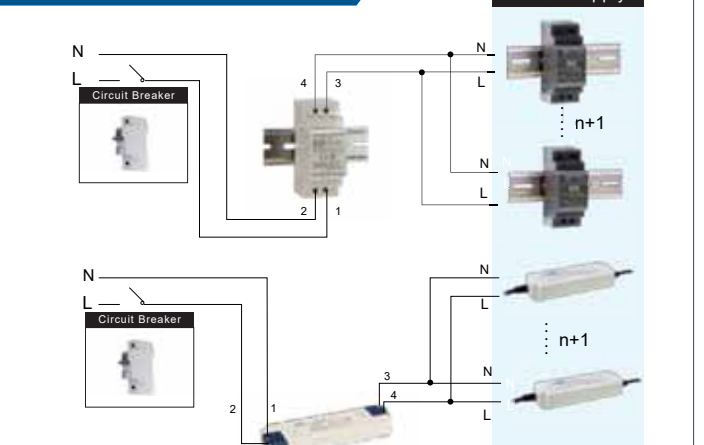
16A ICL-16R/L

Model No.	Inrush Current	Type.
ICL-16R	16A	DIN Rail
ICL-16L	16A	Terminal Block

28A ICL-28R/L

Model No.	Inrush Current	Type.
ICL-28R	28A	DIN Rail
ICL-28L	28A	Terminal Block


Example of Application



For the number of power supplies being able to be connected to ICL-16R/L and ICL-28R/L, please refer to the installation manual.

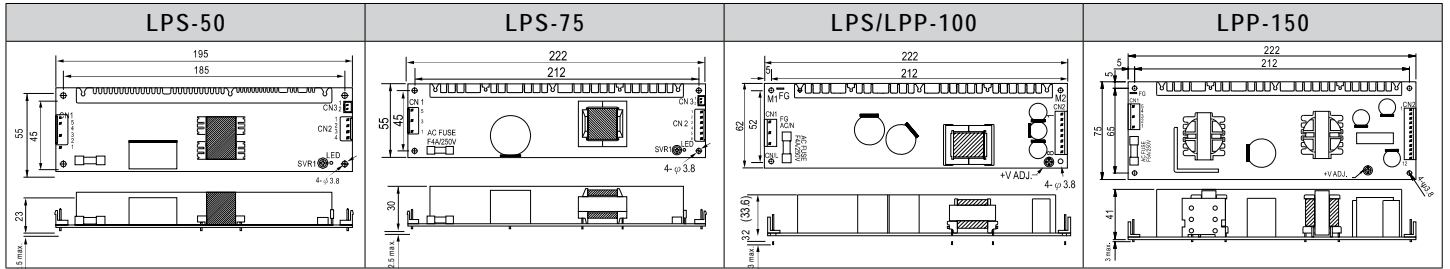


We are a TQM (Total Quality Management) company and ISO-9001 certified since 1994.



Features

- Universal AC input / Full range
- Built-in active PFC function (LPP-100/150)
- Protections: Short circuit / Overload / Over voltage
- Optional over temperature protection for LPP-150
- Built-in remote ON/OFF control (LPS-50/75)
- Cooling by free air convection
- 100% full load burn-in test
- 2 years warranty for LPS series
- 3 years warranty for LPP series



General Specification (Please refer to www.meanwell.com for detail spec.)



Model No.	LPS-50	LPS-75	LPS-100	LPP-100	LPP-150
AC input voltage range	90~264VAC		115/230 auto switch	85~264VAC	
AC inrush current (230VAC)	35A	36A	60A	30A	55A
DC adjustment range	±10% rated output voltage			-5%~+10% rated output voltage	
Overload protection	Range	122%~160%	115%~150%	105%~140%	105%~150% rated output power
	Type	Hiccup mode, auto recovery			Constant current limiting, auto recovery
Over voltage protection	Range	110%~135% of rated output voltage			Shut off, AC recycle to re-start
	Type	Hiccup mode, auto recovery			
Withstand voltage	I/P-O/P: 3kVAC, I/P-FG: 1.5kVAC(2kVAC for LPP-150), O/P-FG: 0.5kVAC, 1 minute				
Working temperature	-20~+70°C (refer to output derating curve)		-10~+60°C (refer to output derating curve)		
Safety standards	UL62368-1, TUV EN62368-1, EAC TP TC 004 approved				
EMC standards	EN55032 class B, EN61000-3-2,3, EN61000-4-2,3,4,5,6,8,11 (EN61000-6-2 heavy industry level for LPS-50/75 only), EAC TP TC 020				
Connection	JST B5P / B4P-VH	JST B5P / B6P-VH	JST B5P / B8P-VH	JST B5P / B6Px2-VH	
Dimension (LxWxH)(mm)	195x 55x 23	222x 55x 30	222x 62x 32	222x 62x 33.6	222x 75x 41

50W LPS-50

Model No.	Output	Tol.	R&N	Effi.
LPS-50-3.3	3.3V, 0~10A	±3%	50mV	75%
LPS-50-5	5V, 0~10A	±3%	50mV	81%
LPS-50-12	12V, 0~4.2A	±2%	80mV	82%
LPS-50-15	15V, 0~3.4A	±2%	80mV	84%
LPS-50-24	24V, 0~2.1A	±1%	80mV	85%
LPS-50-48	48V, 0~1.1A	±1%	100mV	86%

75W LPS-75

Model No.	Output	Tol.	R&N	Effi.
LPS-75-3.3	3.3V, 0~15A	±3%	80mV	69%
LPS-75-5	5V, 0~15A	±3%	80mV	77%
LPS-75-12	12V, 0~6.2A	±2%	100mV	80%
LPS-75-15	15V, 0~5.0A	±2%	100mV	81%
LPS-75-24	24V, 0~3.2A	±2%	120mV	83%
LPS-75-48	48V, 0~1.56A	±2%	120mV	83%

100W LPS-100

Model No.	Output	Tol.	R&N	Effi.
LPS-100-3.3	3.3V, 0~20A	±3%	150mV	69%
LPS-100-5	5V, 0~20A	±3%	100mV	77%
LPS-100-7.5	7.5V, 0~13.3A	±2%	100mV	77%
LPS-100-12	12V, 0~8.4A	±2%	100mV	79%
LPS-100-13.5	13.5V, 0~7.5A	±2%	100mV	79%
LPS-100-15	15V, 0~6.7A	±2%	100mV	80%


LPS-100-24	24V, 0~4.2A	±1%	150mV	80%
LPS-100-27	27V, 0~3.8A	±1%	150mV	81%
LPS-100-48	48V, 0~2.1A	±1%	200mV	81%

100W (with PFC Function) LPP-100

Model No.	Output	Tol.	R&N	Effi.
LPP-100-3.3	3.3V, 0~20A	±2%	100mV	69%
LPP-100-5	5V, 0~20A	±2%	100mV	75%
LPP-100-7.5	7.5V, 0~13.5A	±2%	100mV	76%
LPP-100-12	12V, 0~8.5A	±2%	100mV	79%
LPP-100-13.5	13.5V, 0~7.5A	±2%	100mV	79%
LPP-100-15	15V, 0~6.7A	±2%	100mV	80%
LPP-100-24	24V, 0~4.2A	±1%	150mV	83%
LPP-100-27	27V, 0~3.8A	±1%	150mV	83%
LPP-100-48	48V, 0~2.1A	±1%	250mV	83%

150W (with PFC Function) LPP-150

Model No.	Output	Tol.	R&N	Effi.
LPP-150-3.3	3.3V, 0~30A	±2%	100mV	70%
LPP-150-5	5V, 0~30A	±2%	100mV	76%
LPP-150-7.5	7.5V, 0~20A	±2%	100mV	80%
LPP-150-12	12V, 0~12.5A	±2%	100mV	82%
LPP-150-13.5	13.5V, 0~11.2A	±2%	100mV	83%
LPP-150-15	15V, 0~10A	±2%	100mV	83%
LPP-150-24	24V, 0~6.3A	±1%	150mV	85%
LPP-150-27	27V, 0~5.6A	±1%	150mV	85%
LPP-150-48	48V, 0~3.2A	±1%	250mV	85%



Features

- Universal AC input / Full range
- Cooling by free air convection
- Protections: Short circuit / Overload / Over temp. / Over voltage(PS-05/PD-25 only)
- 2 years warranty

General Specification (Please refer to www.meanwell.com for detail spec.)



Model No.	PS-05	PD-25	PD/PT-45	PD/PT-65	PT-4503/6503
AC input voltage range	85~264VAC; 120~370VDC		90~264VAC; 120~370VDC		
Leakage current (at 240VAC)	Less than 0.5mA		Less than 0.75mA		Less than 1.0mA
AC inrush current (max.)	Cold start, 30A at 230VAC	Cold start, 36A at 230VAC	Cold start, 30A at 230VAC	Cold start, 40A at 230VAC	
Overload protection	>105% hiccup mode, auto-recovery		53~75W hiccup mode, auto-recovery	73~105W hiccup mode, auto-recovery	120%~160% hiccup mode, auto-recovery
Over voltage protection	115%~150%	115%~135%	CH1: 115%~135% rated output voltage		
Withstand voltage	I/P-O/P: 3kVAC, I/P-FG:1.5kVAC	I/P-O/P: 3kVAC, I/P-FG:2kVAC	I/P-O/P: 3kVAC, I/P-FG:1.5kVAC		
Safety standards	EAC TP TC 004, UL62368-1, TUV EN62368-1, EAC TP TC 004 approved				
EMC standards	EN55032 class B, EN61000-3-2,3, EAC TP TC 020, EN61000-4-2,3,4,5,6,8,11	EN55032 class B, EN61000-3-2,3, EAC TP TC 020, EN61000-4-2,3,4,5	EN55032 class B, EN61000-3-2,3, EAC TP TC 020, EN61000-4-2,3,4,5,6,8,11	EN55032 class B, EN61000-3-2, EAC TP TC 020, EN61000-4-2,3,4,6,11	
Connection	3P/ 5mm, 2P/ 3.96mm pitch, Molex 5285-03,5273-02	3P, 4P/ 3.96mm pitch, Molex P/N: 41791-03, 04	2P, 6P/ 3.96mm pitch, Molex 5277-02 / 5273-06	2P, 6P/ 3.96mm pitch, Molex P/N: 5277-02, 5273-06	2P, 8P/ 3.96mm pitch, Molex: 5277-02, 5273-08

5W PS-05

Model No.	Output	Tol.	R&N	Effi.
PS-05-5	5V, 0~1.0A	±2%	100mV	70%
PS-05-12	12V, 0~0.45A	±2%	120mV	75%
PS-05-15	15V, 0~0.35A	±2%	120mV	75%
PS-05-24	24V, 0~0.22A	±2%	200mV	76%
PS-05-48	48V, 0~0.11A	±1%	200mV	76%

25W PD-25

Model No.	Output	Tol.	R&N	Effi.	Max.
PD-25A	5V, 0.2~2.5A	±2%	50mV	71%	25W
	12V, 0.1~1.5A	±6%	150mV		
PD-25B	5V, 0.2~2.0A	±2%	50mV	77%	25W
	24V, 0.1~1.0A	±6%	200mV		
PD-2505	5V, 0.1~3.0A	±6%	50mV	73%	25W
	-5V, 0.1~2.5A	±6%	50mV		
PD-2512	12V, 0.1~1.2A	±4%	50mV	74%	24W
	-12V, 0.1~1.2A	±4%	50mV		
PD-2515	15V, 0.1~1.0A	±4%	50mV	75%	24W
	-15V, 0.1~1.0A	±4%	50mV		
PD-2503	3.3V, 0.2~5.0A	±2%	50mV	72%	25W
	5V, 0.1~4.0A	+5%,-8%	50mV		

45W PD-45

Model No.	Output	Tol.	R&N	Effi.	Max.
PD-45A	5V, 0.4~5.0A	±4%	50mV	77%	40W
	12V, 0.2~2.5A	±7%	120mV		
PD-45B	5V, 0.4~5.0A	±4%	50mV	78%	45W
	24V, 0.2~1.8A	±7%	120mV		

65W PD-65

Model No.	Output	Tol.	R&N	Effi.	Max.
PD-65A	5V, 0.4~7.0A	±4%	50mV	78%	61W
	12V, 0.2~3.2A	±7%	120mV		
PD-65B	5V, 0.4~6.0A	±4%	50mV	81%	66W
	24V, 0.2~2.6A	±7%	150mV		

45W PT-45

Model No.	Output	Tol.	R&N	Effi.	Max.
PT-45A	5V, 0.4~5.0A	±4%	50mV	75%	41W
	12V, 0.2~2.5A	±7%	120mV		
PT-45B	-5V, 0.0~0.5A	±5%	50mV		
	5V, 0.4~5.0A	±4%	50mV	75%	43W
	12V, 0.2~2.5A	±7%	120mV		
PT-45C	-12V, 0.0~0.5A	±5%	100mV		
	5V, 0.4~5.0A	±4%	50mV	75%	44W
	15V, 0.2~2.3A	±7%	120mV		
	-15V, 0.0~0.5A	±5%	100mV		

65W PT-65

Model No.	Output	Tol.	R&N	Effi.	Max.
PT-65A	5V, 0.4~7.0A	±4%	50mV	76%	60W
	12V, 0.2~3.2A	±7%	120mV		
	-5V, 0.0~0.7A	±5%	50mV		
PT-65B	5V, 0.4~7.0A	±4%	50mV	77%	64W
	12V, 0.2~3.2A	±7%	120mV		
	-12V, 0.0~0.7A	±5%	100mV		
PT-65C	5V, 0.4~7.0A	±4%	50mV	77%	65W
	15V, 0.2~2.6A	±7%	120mV		
	-15V, 0.0~0.7A	±5%	100mV		
PT-65D	5V, 0.5~5.0A	±4%	50mV	79%	68W
	12V, 0.2~4.0A	±6%	100mV		
	24V, 0.2~1.3A	±6%	200mV		

45W PT-4503

Model No.	Output	Tol.	R&N	Effi.	Max.
PT-4503	3.3V, 0.0~5.0A	±2%	50mV	72%	45W
	5V, 0.2~7.0A	+4%,-2%	50mV		
	12V, 0.0~1.2A	±8%	100mV		

65W PT-6503

Model No.	Output	Tol.	R&N	Effi.	Max.
PT-6503	3.3V, 0.0~7.0A	±3%	50mV	72%	62W
	5V, 0.2~10A	+4%,-2%	50mV		
	12V, 0.0~1.2A	±8%	100mV		



Features

- Universal AC input / Full range
- Protections: Short circuit / Overload / Over voltage / Over Temp. (PID-250)
- 2 years warranty (RPD/T-65, PD-110)
- 3 years warranty (RPT-125/PID-250)

General Specification (Please refer to www.meanwell.com for detail spec.)



Model No.	RPD/T-65	PD-110	PPT-125	PID-250
AC input voltage range	90~264VAC; 127~370VDC	100~264VAC; 141~370VDC	90~264VAC; 127~370VDC	
Leakage current	Less than 1mA at 240VAC		Less than 2.0mA at 240VAC	Less than 3.5mA at 240VAC
AC inrush current (max.)	Cold start, 25A at 115VAC, 50A at 230VAC	Cold start, 45A at 230VAC	Cold start, 40A at 230VAC	Cold start, 58A at 230VAC
Overload protection	90~125W hiccup mode, auto-recovery	105%~135% hiccup mode, auto-recovery	130%~160% fold back current limiting, auto-recovery	
Over voltage protection	CH1: 115%~135% rated output voltage		CH1: 110%~135% rated output voltage	CH1: 115%~140%, CH2: 110%~135%
Withstand voltage	I/P-O/P: 3kVAC, I/P-FG: 2kVAC, 1minute	I/P-O/P: 3kVAC, I/P-FG: 1.5kVAC, 1minute		I/P-O/P: 3.0kVAC, I/P-FG: 2kVAC, 1minute
Safety standards	UL62368-1, TUV EN62368-1, EAC TP TC 004 approved			
EMC standards	EN55032 class B, EN61000-3-2,3, EN61000-4-2,3,4,5,6,8,11, EAC TP TC 020	EN55032 class B, EN61000-3-2,3, EN61000-4-2,3,4,5,6,11, EAC TP TC 020	EN55032 class B, EN61000-3-2,3, EN61000-4-2,3,4,5,6,8,11, EAC TP TC 020	EN55032 class B, EN61000-3-2,-3, EN61000-4-2,3,4,5,6,8,11, EN61000-6-2, EAC TP TC 020
Connection	3P, 6P/ 3.96mm pitch, Molex P/N: 5273-03, 5273-06	5+12P/ 3.96mm pitch, Molex: 5273-05,12	3+5Px2 /3.96mm pitch, JST: B3P/B5Px2-VH	5+10+2P/3.96mm pitch, JST B5P/B10P-VH, B2B-XH

65W RPD-65

Model No.	Output	Tol.	R&N	Effi.	Max.
RPD-65C	12V, 0~5.8A	±2%	120mV	79%	60W
	5V, 0~1.5A	±5%	50mV		
RPD-65D	24V, 0~2.9A	±2%	150mV	81%	60W
	5V, 0~1.5A	±5%	50mV		

65W RPT-65

Model No.	Output	Tol.	R&N	Effi.	Max.
RPT-65E	12V, 0.18~5.8A	±2%	120mV	77%	63W
	5V, 0.0~1.5A	±5%	100mV		
	-5V, 0.0~0.7A	±5%	120mV		
RPT-65F	12V, 0.18~5.8A	±2%	150mV	77%	66W
	5V, 0.0~1.5A	±5%	100mV		
	-12V, 0.0~0.7A	±5%	150mV		
RPT-65G	24V, 0.09~2.9A	±2%	150mV	81%	66W
	5V, 0.0~1.5A	±5%	50mV		
	12V, 0.0~0.7A	±5%	100mV		

110W PD-110

Model No.	Output	Tol.	R&N	Effi.	Max.
PD-110A	5V, 0.5~5.0A	±2%	100mV	75%	103W
	12V, 0.5~6.5A	±6%	150mV		
PD-110B	5V, 0.5~5.0A	±2%	100mV	78%	109W
	24V, 0.5~3.5A	±6%	200mV		

125W PPT-125

Model No.	Output	Tol.	R&N	Effi.	Max.
PPT-125A	3.3V, 1.0~12.5A	±3%	100mV	75%	99W
	5V, 0.8~10.0A	±5%	100mV		
	12V, 0.05~0.63A	±6%	120mV		
PPT-125B	5V, 1.0~14.38A	±3%	100mV	78%	124W
	12V, 0.3~3.75A	±5%	120mV		
PPT-125C	-12V, 0.05~0.63A	±6%	120mV		
	5V, 1.0~13.75A	±3%	100mV	78%	125W
	15V, 0.25~3.13A	±5%	150mV		
PPT-125D	-15V, 0.05~0.63A	±6%	150mV		
	5V, 1.0~8.75A	±3%	100mV	78%	126W
	24V, 0.25~3.13A	±5%	240mV		
	12V, 0.05~0.63A	±6%	120mV		

250W PID-250

Model No.	Output	Tol.	R&N	Effi.
PID-250A	12V, 0~15A	±3%	120mV	83%
	5V, 0~5.0A	±2%	50mV	
PID-250B	24V, 0~9.4A	±2%	150mV	86%
	5V, 0~5.0A	±2%	50mV	
PID-250C	36V, 0~6.3A	±2%	200mV	86%
	5V, 0~5.0A	±2%	50mV	
PID-250D	48V, 0~4.7A	±2%	200mV	86%
	5V, 0~5.0A	±2%	50mV	



Features

- Universal AC input / up to 305VAC
- No load power consumption < 0.075W (<0.1W for IRM-05~20)
- Miniature size, high power density
- Protections: Short circuit / Overload / Over voltage
- Cooling by free air convection
- Isolation Class II
- Comply with EN55032 class B without any additional components
- Fully isolated plastic case
- High operating temperature up to +85°C
- Withstand 5G vibration test
- Low cost, high reliability
- Pass LPS
- 3 years warranty

General Specification (Please refer to www.meanwell.com for detail spec.)



Model No.	IRM-01-x[S]	IRM-02-x[S]	IRM-03-x[S]	IRM-05	IRM-10	IRM-15	IRM-20
AC input voltage range	85~305VAC						
Overload protection	>110%		105%~260%	115%~260%	115%~190%		115%~160%
Over voltage protection	115%~135% rated output voltage						
Withstand voltage	I/P-O/P: 3kVAC						
Working temperature	-30~+85°C			-30~+70°C (refer to output derating curve)			
Safety standards	IRM-01~20: UL62368-1, TUV EN62368-1, EAC TP TC 004, BSMI CNS14336-1 approved; IRM-03(S): TUV EN60335-1 approved; Design refer to IEC60601-1 for IRM-03						
EMC standards	EN55032 class B, EN61000-3-2,3, EN61000-4-2,3,4,5,6,8,11, EN55024, EAC TP TC 020						
Dimension (LxWxH)(mm)	PCB: 33.7x 22.2x 15 SMD: 33.7x 22.2x 16		PCB: 37x 24x 15 SMD: 37x 24x 16		45.7x 25.4x 21.5		52.4x 27.2x 24

1W IRM-01

Model No.	Output	Tol.	R&N	Effi.
IRM-01-3.3□	3.3V, 0~300mA	±2.5%	150mV	66%
IRM-01-5□	5V, 0~200mA	±2.5%	150mV	70%
IRM-01-9□	9V, 0~111mA	±2.5%	150mV	72%
IRM-01-12□	12V, 0~83mA	±2.5%	150mV	74%
IRM-01-15□	15V, 0~67mA	±2.5%	200mV	75%
IRM-01-24□	24V, 0~42mA	±2.5%	240mV	77%

□ = Blank, S ; Blank: PCB mounting style, S: SMD type

2W IRM-02

Model No.	Output	Tol.	R&N	Effi.
IRM-02-3.3□	3.3V, 0~600mA	±2.5%	150mV	66%
IRM-02-5□	5V, 0~400mA	±2.5%	150mV	70%
IRM-02-9□	9V, 0~222mA	±2.5%	150mV	72%
IRM-02-12□	12V, 0~167mA	±2.5%	150mV	74%
IRM-02-15□	15V, 0~133mA	±2.5%	200mV	75%
IRM-02-24□	24V, 0~83mA	±2.5%	240mV	77%

□ = Blank, S ; Blank: PCB mounting style, S: SMD type

3W IRM-03

Model No.	Output	Tol.	R&N	Effi.
IRM-03-3.3□	3.3V, 0~900mA	±2.5%	100mV	68%
IRM-03-5□	5V, 0~600mA	±2.5%	100mV	72%
IRM-03-9□	9V, 0~333mA	±2.5%	100mV	77%
IRM-03-12□	12V, 0~250mA	±2.5%	150mV	78%
IRM-03-15□	15V, 0~200mA	±2.5%	200mV	78%
IRM-03-24□	24V, 0~125mA	±2.5%	240mV	80%

□ = Blank, S ; Blank: PCB mounting style, S: SMD type

5W IRM-05

Model No.	Output	Tol.	R&N	Effi.
IRM-05-3.3	3.3V, 0~1.25A	±2.5%	200mV	68%
IRM-05-5	5V, 0~1A	±2.5%	200mV	71%
IRM-05-12	12V, 0~0.42A	±2.5%	200mV	75%
IRM-05-15	15V, 0~0.33A	±2.5%	200mV	75%
IRM-05-24	24V, 0~0.23A	±2.5%	200mV	77%

10W IRM-10

Model No.	Output	Tol.	R&N	Effi.
IRM-10-3.3	3.3V, 0~2.5A	±2.5%	200mV	74%
IRM-10-5	5V, 0~2A	±2.5%	200mV	77%
IRM-10-12	12V, 0~0.85A	±2.5%	200mV	82%
IRM-10-15	15V, 0~0.67A	±2.5%	200mV	82%
IRM-10-24	24V, 0~0.42A	±2.5%	200mV	82%

15W IRM-15

Model No.	Output	Tol.	R&N	Effi.
IRM-15-3.3	3.3V, 0~3.5A	±2.5%	200mV	74%
IRM-15-5	5V, 0~3A	±2.5%	200mV	78%
IRM-15-12	12V, 0~1.25A	±2.5%	200mV	82%
IRM-15-15	15V, 0~1A	±2.5%	200mV	82%
IRM-15-24	24V, 0~0.63A	±2.5%	200mV	83%

20W IRM-20

Model No.	Output	Tol.	R&N	Effi.
IRM-20-3.3	3.3V, 0~4.5A	±2.5%	200mV	76%
IRM-20-5	5V, 0~4A	±2.5%	200mV	79%
IRM-20-12	12V, 0~1.8A	±2.5%	200mV	84%
IRM-20-15	15V, 0~1.4A	±2.5%	200mV	84%
IRM-20-24	24V, 0~0.9A	±2.5%	200mV	85%



Features

- Universal AC input up to 305VAC
- No load power consumption < 0.1W
- Miniature size, high power density
- Protections: Short circuit / Overload / Over voltage
- Cooling by free air convection
- Isolation Class II
- Fully isolated plastic case
- Comply with EN55032 class B without any additional components
- High operating temperature up to +80°C
- Withstand 5G vibration test
- Low cost, high reliability
- Pass LPS (except for IRM-45/60 5V and IRM-90)
- Over voltage category III
- 3 years warranty

General Specification (Please refer to www.meanwell.com for detail spec.)



Model No.	IRM-30-x ^[ST]	IRM-45-x ^[ST]	IRM-60-x ^[ST]	IRM-90-x ^[ST]
AC input voltage range	85~305VAC			80~305VAC
AC inrush current (max.)	Cold start, 25A at 115VAC, 45A at 230VAC		Cold start, 30A at 115VAC, 60A at 230VAC	
Overload protection	105%~160%		115%~160%	
Over voltage protection	105%~135%			
Setup, rise, hold up time	1000ms, 30ms, 40ms at 230VAC		1000ms, 30ms, 50ms at 230VAC	
Leakage current	<0.25mA at 240VAC			<0.1mA at 240VAC
Withstand voltage	I/P-O/P: 3kVAC			I/P-O/P: 4kVAC
Working temperature	-30~+70°C (refer to output derating curve)			-30~+80°C
Vibration	10~500Hz, 5G 10min./1 cycle, period for 60 min. each along X, Y, Z axes			
Safety standards	UL62368-1, TUV EN62368-1, EAC TP TC 004; BSMI CNS14336-1 (except for IRM-90) approved ; Design refer to EN60335-1			
EMC standards	EN55032 class B, EN61000-3-2,3, EN61000-4-2,3,4,5,6,8,11, EAC TP TC 020			
Connection	4 industrial pins			
Dimension (LxWxH)(mm)	PCB mounting: 69.5x 39x 24; Screw I/O: 91x 39.5x 28.5		PCB mounting: 87x 52x 29.5; Screw I/O: 109x 52x 33.5	

30W IRM-30

Model No.	Output	Tol.	R&N	Effi.
IRM-30-5□	5V, 0~6A	±2.5%	120mV	83%
IRM-30-12□	12V, 0~2.5A	±2.5%	150mV	88%
IRM-30-15□	15V, 0~2A	±2.5%	200mV	88%
IRM-30-24□	24V, 0~1.3A	±2.5%	240mV	88.5%
IRM-30-48□	48V, 0~0.63A	±2.5%	300mV	90%

□ = Blank, ST ; Blank: PCB mounting style, ST: Screw terminal style

60W IRM-60

Model No.	Output	Tol.	R&N	Effi.
IRM-60-5□	5V, 0~10A	±2.5%	80mV	84%
IRM-60-12□	12V, 0~5A	±2.5%	120mV	87.5%
IRM-60-15□	15V, 0~4A	±2.5%	120mV	89%
IRM-60-24□	24V, 0~2.5A	±2.5%	150mV	90%
IRM-60-48□	48V, 0~1.25A	±2.5%	240mV	91%

□ = Blank, ST ; Blank: PCB mounting style, ST: Screw terminal style

45W IRM-45

Model No.	Output	Tol.	R&N	Effi.
IRM-45-5□	5V, 0~8A	±2.5%	80mV	83.5%
IRM-45-12□	12V, 0~3.8A	±2.5%	150mV	87.5%
IRM-45-15□	15V, 0~3A	±2.5%	180mV	88.5%
IRM-45-24□	24V, 0~1.9A	±2.5%	200mV	89.5%
IRM-45-48□	48V, 0~0.94A	±2.5%	300mV	90.5%

□ = Blank, ST ; Blank: PCB mounting style, ST: Screw terminal style

90W Coming Soon IRM-90

Model No.	Output	Tol.	R&N	Effi.
IRM-90-12□	12V, 0~6.7A	±2.5%	120mV	91%
IRM-90-15□	15V, 0~6A	±2.5%	150mV	92%
IRM-90-24□	24V, 0~3.75A	±2.5%	200mV	93%
IRM-90-48□	48V, 0~1.88A	±2.5%	240mV	94%

□ = Blank, ST ; Blank: PCB mounting style, ST: Screw terminal style



■ Features

- Universal AC input / Full range
- No load power consumption <0.1W (<0.3W for 15~35W)
- High efficiency up to 91%
- Compact size, 1U low profile
- Cooling by free air convection
- Protections: Short circuit / Overload / Over voltage
- **Class I or Class II installations**
- LED indicator for power on (EPS-25/35/45S/65S)
- Operating altitude 2000~5000 meters by model
- 3 years warranty

■ General Specification (Please refer to www.meanwell.com for detail spec.)



Model No.	EPS-15	EPS-25	EPS-35	EPS-45S	EPS-65S
AC input voltage range	85~264VAC; 120~370VDC			80~264VAC	
AC inrush current (max.)	Cold start, 45A at 230VAC	Cold start, 35A at 230VAC	Cold start, 40A at 230VAC	Cold start, 60A at 230VAC	
DC adjustment range	±10% rated output voltage			-5~+10% rated output voltage	
Overload protection	Range	115%~150% rated output power	115%~170% rated output power	115%~150% rated output power	
	Type	Hiccup mode, auto-recovery			
Over voltage protection	110%~135% shut down o/p voltage, re-power on to recover				
Withstand voltage	I/P-O/P: 3kVAC, I/P-FG:2kVAC, O/P-FG: 0.5kVAC				
Working temperature	-30~+70°C (refer to output derating curve)				
Safety standards	UL62368-1, TUV EN62368-1, EAC TP TC 004 approved; CCC GB4943.1 for EPS-15				
EMC standards	EN55032 class B, EN61000-3-2,3, EN61000-4-2,3,4,5,6,8,11, EAC TP TC 020 (GB9254, GB17625.1 for EPS-15)				
Connection	JST B3P/B2P-VH			JST B3P/B4P-VH	
Dimension (LxWxH)(mm)	63.5x45.7x24		76.2x50.8x24		

■ 15W—Class I EPS-15

Model No.	Output (Rated / Peak 10 sec.)	Tol.	R&N	Effi.
EPS-15-3.3	3.3V, 0~3A / 3.3A	±2%	50mV	75%
EPS-15-5	5V, 0~3A / 3.3A	±2%	50mV	78%
EPS-15-7.5	7.5V, 0~2A / 2.2A	±2%	80mV	81%
EPS-15-12	12V, 0~1.25A / 1.38A	±1%	80mV	82%
EPS-15-15	15V, 0~1A / 1.1A	±1%	100mV	83%
EPS-15-24	24V, 0~0.625A / 0.69A	±1%	150mV	83%
EPS-15-27	27V, 0~0.56A / 0.615A	±1%	180mV	84%
EPS-15-36	36V, 0~0.42A / 0.46A	±1%	200mV	85%
EPS-15-48	48V, 0~0.313A / 0.344A	±1%	200mV	85%

■ 25W—Class I EPS-25

Model No.	Output (Rated / Peak 10 sec.)	Tol.	R&N	Effi.
EPS-25-3.3	3.3V, 0~5A / 5.5A	±2%	60mV	79%
EPS-25-5	5V, 0~5A / 5.5A	±2%	60mV	81%
EPS-25-7.5	7.5V, 0~3.4A / 3.74A	±2%	80mV	83%
EPS-25-12	12V, 0~2.1A / 2.34A	±1%	100mV	86%
EPS-25-15	15V, 0~1.7A / 1.87A	±1%	100mV	87%
EPS-25-24	24V, 0~1.05A / 1.17A	±1%	180mV	88%
EPS-25-27	27V, 0~0.95A / 1.05A	±1%	180mV	89%
EPS-25-36	36V, 0~0.7A / 0.78A	±1%	200mV	89%
EPS-25-48	48V, 0~0.53A / 0.59A	±1%	240mV	90%

■ 35W—Class I EPS-35

Model No.	Output (Rated / Peak 10 sec.)	Tol.	R&N	Effi.
EPS-35-3.3	3.3V, 0~6A / 6.6A	±2.5%	60mV	80%
EPS-35-5	5V, 0~6A / 6.6A	±2.0%	70mV	82%
EPS-35-7.5	7.5V, 0~4.7A / 5.2A	±2.0%	80mV	84%

Model No.	Output (Rated / Peak 10 sec.)	Tol.	R&N	Effi.
EPS-35-12	12V, 0~3A / 3.3A	±1.0%	100mV	87%
EPS-35-15	15V, 0~2.4A / 2.65A	±1.0%	100mV	88%
EPS-35-24	24V, 0~1.5A / 1.65A	±1%	180mV	89%
EPS-35-27	27V, 0~1.3A / 1.45A	±1%	180mV	89%
EPS-35-36	36V, 0~1A / 1.1A	±1%	200mV	89%
EPS-35-48	48V, 0~0.75A / 0.82A	±1%	240mV	90%

■ 45W—Class II EPS-45S

Model No.	Output (Rated / Peak 10 sec.)	Tol.	R&N	Effi.
EPS-45S-3.3	3.3V, 0~8A / 8.8A	±2%	80mV	80%
EPS-45S-5	5V, 0~8A / 8.8A	±2%	80mV	83%
EPS-45S-7.5	7.5V, 0~5.4A / 5.95A	±2%	80mV	85%
EPS-45S-12	12V, 0~3.8A / 4.18A	±2%	120mV	88%
EPS-45S-15	15V, 0~3A / 3.3A	±2%	150mV	89%
EPS-45S-24	24V, 0~1.9A / 2.1A	±1%	240mV	90%
EPS-45S-48	48V, 0~0.94A / 1.03A	±1%	300mV	91%

■ 65W—Class II EPS-65S

Model No.	Output (Rated / Peak 10 sec.)	Tol.	R&N	Effi.
EPS-65S-3.3	3.3V, 0~10A / 11A	±2%	80mV	80%
EPS-65S-5	5V, 0~10A / 11A	±2%	80mV	84%
EPS-65S-7.5	7.5V, 0~8A / 8.8A	±2%	80mV	85%
EPS-65S-12	12V, 0~5.42A / 5.96A	±2%	120mV	88%
EPS-65S-15	15V, 0~4.34A / 4.77A	±2%	150mV	89%
EPS-65S-24	24V, 0~2.71A / 2.98A	±1%	240mV	90%
EPS-65S-48	48V, 0~1.36A / 1.49A	±1%	300mV	91%

Green Open Frame 45~120W Single Output



Features

- Compact size, 1U low profile
- Universal AC input / Full range
- Class I or Class II installations
- No load power consumption < 0.3W
- High efficiency up to 94%
- Protections: Short circuit / Overload / Over voltage / Over temp.(EPP-120S)
- Cooling by free air convection
- Built-in 12V/0.5A auxiliary output (EPS-120)
- LED indicator for power on
- Operating altitude up to 5000 meters (EPP-120S)
- 3 years warranty

General Specification (Please refer to www.meanwell.com for detail spec.)



Model No.	EPP-120S	EPS-45-x <input type="checkbox"/>	EPS-65-x <input type="checkbox"/>	EPS-120
Rated Power	Fan	NA	NA	120W (10CFM)
	Convection	120W	45W	84W
AC input voltage range	80~264VAC		90~264VAC	80~264VAC
DC adjustment range	±5% rated output voltage		±10% rated output voltage	±5% rated output voltage
Overload protection	Range	130%~160%	115%~150% rated output power	
	Type	Hiccup mode, auto-recovery		
Over voltage protection	Range	110%~130%		
	Type	Shut down o/p voltage, re-power on to recover		
Withstand voltage	I/P-O/P: 4kVAC, I/P-FG:2kVAC, O/P-FG: 1.5kVAC, 1 minute		I/P-O/P: 3kVAC, I/P-FG:2kVAC, O/P-FG: 0.5kVAC, 1 minute	
Working temperature	-30~+85°C		-30~+70°C (refer to output derating curve)	
Safety standards	UL62368-1, TUV EN62368-1, EAC TP TC 004 approved			
EMC standards	EN55032 class B, EN61000-3-2,3, EN61000-4-2,3,4,5,6,8,11, EAC TP TC 020			
Connection	JST B3P/B4P-VH		3+4P/3.96mm pitch, JST B3P/B4P-VH	
Dimension (LxWxH)(mm)	76.2x 50.8x 28		PCB: 101.6x50.8x29 ; Case: 103.4x62x37	

120W—Class I or II NEW EPP-120S

Model No.	Output (Convection/Peak 10 sec.)	Tol.	R&N	Effi.
EPP-120S-12	12V, 9.5A / 11.8A	±2%	100mV	91%
EPP-120S-15	15V, 7.6A / 9.5A	±2%	120mV	92%
EPP-120S-24	24V, 5A / 6.25A	±1%	150mV	93%
EPP-120S-27	27V, 4.44A / 5.55A	±1%	150mV	94%
EPP-120S-48	48V, 2.5A / 3.125A	±1%	200mV	93.5%

45W—Class I EPS-45

Model No.	Output (Rated / Peak 10 sec.)	Tol.	R&N	Effi.
EPS-45-3.3 <input type="checkbox"/>	3.3V, 8A / 9A	±3%	80mV	80%
EPS-45-5 <input type="checkbox"/>	5V, 8A / 9A	±2%	80mV	82%
EPS-45-7.5 <input type="checkbox"/>	7.5V, 5.4A / 5.6A	±2%	100mV	84%
EPS-45-12 <input type="checkbox"/>	12V, 3.75A / 4.2A	±2%	120mV	87%
EPS-45-15 <input type="checkbox"/>	15V, 3A / 3.3A	±2%	150mV	88%
EPS-45-24 <input type="checkbox"/>	24V, 1.9A / 2.1A	±1%	240mV	89%
EPS-45-36 <input type="checkbox"/>	36V, 1.25A / 1.4A	±1%	280mV	89%
EPS-45-48 <input type="checkbox"/>	48V, 1A / 1.1A	±1%	300mV	90%

= blank, -C ; blank: PCB type, -C: Enclosed type


65W—Class I EPS-65

Model No.	Output (Rated / Peak 10 sec.)	Tol.	R&N	Effi.
EPS-65-3.3 <input type="checkbox"/>	3.3V, 11A / 12A	±3%	80mV	80%
EPS-65-5 <input type="checkbox"/>	5V, 11A / 12A	±2%	80mV	82%
EPS-65-7.5 <input type="checkbox"/>	7.5V, 8A / 8.8A	±2%	100mV	84%
EPS-65-12 <input type="checkbox"/>	12V, 5.42A / 6A	±2%	120mV	86%
EPS-65-15 <input type="checkbox"/>	15V, 4.34A / 4.8A	±2%	150mV	87%
EPS-65-24 <input type="checkbox"/>	24V, 2.71A / 3A	±1%	240mV	88%
EPS-65-36 <input type="checkbox"/>	36V, 1.81A / 2A	±1%	280mV	89%
EPS-65-48 <input type="checkbox"/>	48V, 1.36A / 1.5A	±1%	300mV	90%

= blank, -C ; blank: PCB type, -C: Enclosed type

120W—Class I or II EPS-120

Model No.	Output (Convection/10CFM)	Tol.	R&N	Effi.
EPS-120-12	12V, 7A / 10A	±2%	120mV	88.0%
EPS-120-15	15V, 5.6A / 8A	±2%	120mV	88.5%
EPS-120-24	24V, 3.5A / 5A	±1%	150mV	90.0%
EPS-120-27	27V, 3.15A / 4.5A	±1%	150mV	90.0%
EPS-120-48	48V, 1.75A / 2.5A	±1%	200mV	91.0%



Features

- Universal AC input / Full range
- Built-in active PFC function
- **Class I or Class II installations**
- No load power consumption <0.5W
- High efficiency up to 94%
- Protections: Short circuit / Overload / Over voltage / Over temperature
- Built-in 12V/0.5A auxiliary output (12V/0.3A for EPP-100/150)
- Standby 5V@1A with fan, @ 0.6A without fan (EPP-300)
- Built-in remote sense function (EPP-300)
- LED indicator for power on
- Operating altitude **up to 5000 meters** (EPP-200)
- 3 years warranty

General Specification (Please refer to www.meanwell.com for detail spec.)



Model No.		ELP-75	EPP-100	EPP-150	EPP-200
Rated Power	Fan	NA	100W (20CFM)	150W (20CFM)	200W (10CFM)
	Convection	75W		100W	140W
AC input voltage range		90~264VAC			80~264VAC
DC adjustment range		±10%	-2%~+5% rated output voltage		±5% rated output voltage
Overload protection	Range	105%~150%		105%~145%	115%~150%
	Type	Hiccup mode, auto-recovery			
Over voltage protection	Range	110%~130%	115%~135% rated output voltage		110%~130%
	Type	Shut down o/p voltage, re-power on to recover			
Withstand voltage		I/P-O/P: 3kVAC, I/P-FG:1.5kVAC, O/P-FG: 0.5kVAC		I/P-O/P: 3kVAC, I/P-FG:2kVAC, O/P-FG: 0.5kVAC	
Working temperature		-30~+70°C (refer to output derating curve)			
Safety standards		UL62368-1, TUV EN62368-1, EAC TP TC 004 approved			
EMC standards		EN55011 (EPP-300) / EN55032 class B, EN61000-3-2,3, EN61000-4-2,3,4,5,6,8,11, EAC TP TC 020			
Connection		3+4P/3.96mm pitch, JST B3P / B6P-VH		JST B3P / B4P-VH	JST B3P / B6P-VH
Dimension (LxWxH)(mm)		PCB: 175x 60x 27		101.6x 50.8x 29	

75W—Class I ELP-75

Model No.	Output	Tol.	R&N	Effi.
ELP-75-3.3	3.3V, 15A	±3%	80mV	80%
ELP-75-5	5V, 15A	±2%	80mV	82%
ELP-75-12	12V, 6.25A	±2%	120mV	89%
ELP-75-15	15V, 5A	±2%	150mV	90%
ELP-75-24	24V, 3.15A	±1%	240mV	90%
ELP-75-36	36V, 2.1A	±1%	280mV	90%
ELP-75-48	48V, 1.6A	±1%	300mV	90%

100W—Class I EPP-100

Model No.	Output (Convection/20CFM)	Tol.	R&N	Effi.
EPP-100-12	12V, 6.3A / 8.5A	±2%	120mV	91.0%
EPP-100-15	15V, 5A / 6.67A	±2%	150mV	91.0%
EPP-100-24	24V, 3.2A / 4.2A	±1%	240mV	92.0%
EPP-100-27	27V, 2.8A / 3.71A	±1%	240mV	92.5%
EPP-100-48	48V, 1.6A / 2.1A	±1%	300mV	92.5%


150W—Class I EPP-150

Model No.	Output (Convection/20CFM)	Tol.	R&N	Effi.
EPP-150-12	12V, 8.4A / 12.5A	±2%	130mV	91.5%
EPP-150-15	15V, 6.7A / 10.0A	±2%	150mV	92.0%
EPP-150-24	24V, 4.2A / 6.25A	±1%	240mV	93.0%
EPP-150-27	27V, 3.71A / 5.56A	±1%	240mV	92.0%
EPP-150-48	48V, 2.1A / 3.125A	±1%	300mV	92.0%

200W—Class I or II EPP-200

Model No.	Output (Convection/10CFM)	Tol.	R&N	Effi.
EPP-200-12	12V, 11.7A / 16.7A	±2%	100mV	92%
EPP-200-15	15V, 9.4A / 13.4A	±2%	100mV	92%
EPP-200-24	24V, 5.9A / 8.4A	±1%	150mV	93%
EPP-200-27	27V, 5.3A / 7.5A	±1%	150mV	93%
EPP-200-48	48V, 3A / 4.2A	±1%	200mV	94%

Green Open Frame 300~500W Single Output



Features

- Universal AC input / Full range
- Built-in active PFC function
- **Class I or Class II installations**
- No load power consumption <0.5W
- High efficiency up to 94%
- Protections: Short circuit / Overload / Over voltage / Over temperature
- 12V/0.5A auxiliary output
- Standby @ 0.6A without fan
- P.G/P.F, remote sense function
- LED indicator for power on
- Operating altitude up to 5000 meters
- 3 years warranty

General Specification (Please refer to www.meanwell.com for detail spec.)



Model No.		EPP-300	EPP-400	EPP-500
Rated Power	Fan	300W (20.5CFM)	400W (25CFM)	500W (25CFM)
	Convection	200W	250W	320W
AC input voltage range		90~264VAC	80~264VAC	
DC adjustment range		±5% rated output voltage, EAC TP TC 004		
Overload protection	Range	105%~135%	115%~135%	105%~135%
	Type	Hiccup mode, auto-recovery		
Over voltage protection	Range	115%~135% rated output voltage	110%~130%	
	Type	Shut down o/p voltage, re-power on to recover		
Withstand voltage		I/P-O/P: 3kVAC, I/P-FG:2kVAC, O/P-FG: 0.5kVAC	I/P-O/P: 3kVAC, I/P-FG:2kVAC, O/P-FG: 1.5kVAC	
Working temperature		-30~+70°C (refer to output derating curve)		
Safety standards		UL62368-1, TUV EN62368-1, EAC TP TC 004, CCC GB4943.1(EPP-400 only) approved		
EMC standards		EN55011 (EPP-300) / EN55032 class B, EN61000-3-2,3, EN61000-4-2,3,4,5,6,8,11, EAC TP TC 020		
Connection		JST B5P-VH / Screw terminal		
Dimension (LxWxH)(mm)		127x 76.2x 35		127x 76.2x 40

300W—Class I EPP-300

Model No.	Output (Convection/20.5CFM)	Tol.	R&N	Effi.
EPP-300-12	12V, 16.67A / 25.0A	±3%	120mV	90.0%
EPP-300-15	15V, 13.33A / 20.0A	±3%	120mV	90.0%
EPP-300-24	4V, 8.33A / 12.5A	±2%	150mV	92.5%
EPP-300-27	27V, 7.4A / 11.12A	±2%	200mV	93.0%
EPP-300-48	48V, 4.17A / 6.25A	±2%	250mV	93.0%

400W—Class I or II EPP-400

Model No.	Output (Convection/25CFM)	Tol.	R&N	Effi.
EPP-400-12	12V, 20.8A / 33.3A	±3%	120mV	92%
EPP-400-15	15V, 16.7A / 26.7A	±3%	150mV	92%
EPP-400-24	24V, 10.5A / 16.7A	±2%	200mV	93%
EPP-400-27	27V, 9.3A / 14.9A	±1%	200mV	93%
EPP-400-36	36V, 7A / 11.2A	±1%	250mV	93%
EPP-400-48	48V, 5.3A / 8.4A	±1%	250mV	94%

500W—Class I or II NEW EPP-500

Model No.	Output (Convection/25CFM)	Tol.	R&N	Effi.
EPP-500-12	12V, 26.7A / 41.6A	±3%	200mV	91%
EPP-500-15	15V, 21.3A / 33.3A	±3%	200mV	92%
EPP-500-18	18V, 17.8A / 27.8A	±3%	200mV	92.5%
EPP-500-24	24V, 13.4A / 20.8A	±2%	200mV	93%
EPP-500-27	27V, 11.9A / 18.5A	±2%	200mV	93.5%
EPP-500-36	36V, 8.9A / 13.9A	±1%	200mV	94%
EPP-500-48	48V, 6.7A / 10.4A	±1%	200mV	94%
EPP-500-54	54V, 5.93A / 9.26A	±1%	200mV	94%

Green Open Frame

5~30W Medical Miniature Encapsulated Type



Features

- Universal AC input / Full range
- **Medical safety (2xMOPP)**
- Suitable for BF application with appropriate system consideration
- Protections: Short circuit / Overload / Over voltage / Over temp.
- Extremely low leakage current
- No load power consumption <0.075W
- EMI class B for class II configuration
- -40~+85°C wide range working temperature
- Withstand 5G vibration test
- **Miniature size**, high power density
- Fully isolated plastic case
- 3 years warranty

General Specification (Please refer to www.meanwell.com for detail spec.)



Model No.	MPM-05	MPM-10	MPM-15	MPM-20	MPM-30-x [ST]
AC input voltage range	80~264VAC				
Leakage current	<80µA at 264VAC				
AC inrush current (max.)	Cold start, 25A at 115VAC, 45A at 230VAC				
Overload protection	105%~160% hiccup mode, auto-recovery				
Over voltage protection	105%~135% shut down o/p voltage				
Setup, rise, hole up time	1000ms, 30ms, 40ms at 230VAC			500ms, 30ms, 40ms at 230VAC	
Withstand voltage	I/P-O/P: 4kVAC				
Working temperature	-40~+85°C	-30~+85°C	-40~+85°C	-35~+85°C	-40~+85°C (refer to output derating curve)
Safety standards	IEC60601-1, EN60601-1, EAC TP TC 004, UL ANSI/AAMI ES60601, CAN/CSA-C22 3rd edition; Design refer to 60335-1				
EMC standards	EN55011 class B, EN61000-3-2,3, EN61000-4-2,3,4,5,6,8,11, EN60601-1-2				
Connection	4 pins				
Dimension (LxWxH)(mm)	45.7x 25.4x 21.5		52.4x 27.2x 24		PCB mounting: 69.5x 39x 24; Screw I/O: 91x 39.5x 28.5

5W MPM-05

Model No.	Output / Peak(10 sec.)	Tol.	R&N	Effi.
MPM-05-3.3	3.3V, 1.25A / 1.38A	±2.5%	100mV	74%
MPM-05-5	5V, 1.00A / 1.10A	±2.5%	100mV	80%
MPM-05-12	12V, 0.42A / 0.46A	±2.5%	150mV	80%
MPM-05-15	15V, 0.33A / 0.36A	±2.5%	150mV	81%
MPM-05-24	24V, 0.23A / 0.25A	±2.5%	180mV	82%

20W MPM-20

Model No.	Output / Peak(10 sec.)	Tol.	R&N	Effi.
MPM-20-3.3	3.3V, 4.50A / 4.95A	±2.5%	150mV	81%
MPM-20-5	5V, 4.00A / 4.40A	±2.5%	150mV	85%
MPM-20-12	12V, 1.80A / 1.98A	±2.5%	150mV	85.5%
MPM-20-15	15V, 1.40A / 1.54A	±2.5%	180mV	87%
MPM-20-24	24V, 0.90A / 0.99A	±2.5%	180mV	87%

10W MPM-10

Model No.	Output / Peak(10 sec.)	Tol.	R&N	Effi.
MPM-10-3.3	3.3V, 2.50A / 2.75A	±2.5%	120mV	78%
MPM-10-5	5V, 2.00A / 2.20A	±2.5%	100mV	81%
MPM-10-12	12V, 0.85A / 0.94A	±2.5%	180mV	83%
MPM-10-15	15V, 0.67A / 0.74A	±2.5%	180mV	83%
MPM-10-24	24V, 0.42A / 0.46A	±2.5%	200mV	84%

30W MPM-30

Model No.	Output / Peak(10 sec.)	Tol.	R&N	Effi.
MPM-30-3.3□	3.3V, 6.00A / 7.8A	±2%	80mV	82.5%
MPM-30-5□	5V, 6.00A / 6.9A	±2%	80mV	86.5%
MPM-30-12□	12V, 2.50A / 2.9A	±2%	120mV	90%
MPM-30-15□	15V, 2.00A / 2.3A	±2%	120mV	89%
MPM-30-24□	24V, 1.30A / 1.5A	±2%	200mV	90%
MPM-30-48□	48V, 0.63A / 0.73A	±2%	200mV	91%

□ = Blank, ST;
Blank: PCB mounting, ST: Screw terminal style

15W MPM-15

Model No.	Output / Peak(10 sec.)	Tol.	R&N	Effi.
MPM-15-3.3	3.3V, 3.50A / 3.85A	±1.5%	150mV	83.5%
MPM-15-5	5V, 3.00A / 3.30A	±1.5%	150mV	85.5%
MPM-15-12	12V, 1.25A / 1.38A	±1.5%	150mV	86.5%
MPM-15-15	15V, 1.00A / 1.10A	±1.5%	180mV	87.0%
MPM-15-24	24V, 0.63A / 0.69A	±1.5%	180mV	86.5%

MPM-45/65/90 Series

45~90W Medical Miniature Encapsulated Type

- Universal AC input / Full range
- **Medical safety (2XMOPP)** and meet BF application
- Output models: 5V / 12V / 15V / 24V / 48V
- Dimensions:
PCB mounting — 87x 52x 29.5mm
Screw I/O — 109x 52x 33.5mm
- 3 years warranty

Under Development



Features

- Universal AC input / Full range
- **Medical safety (2xMOPP)**
- Suitable for BF application with appropriate system consideration
- Protections: Short circuit / Overload / Over voltage / Over temp.
- Extremely low leakage current
- No load power consumption <0.075W
- EMI class B for Class II configuration
- -40~+85°C wide range working temperature
- **Miniature size**, high power density
- No minimum load required
- 3 years warranty

General Specification (Please refer to www.meanwell.com for detail spec.)



Model No.	MFM-05	MFM-10	MFM-15	MFM-20	MFM-30
AC input voltage range	80~264VAC				
Leakage current	<80μA at 264VAC				
AC inrush current (max.)	Cold start, 25A at 115VAC, 45A at 230VAC				
Overload protection	105%~160% hiccup mode, auto-recovery			115%~165%	
Over voltage protection	105%~135% shut down o/p voltage			105%~135%	
Setup, rise, hold up time	1000ms, 30ms, 40ms at 230VAC			500ms, 30ms, 40ms at 230VAC	
Withstand voltage	I/P-O/P: 4kVAC				
Working temperature	-40~+85°C	-30~+85°C	-35~+85°C	-40~+85°C (refer to output derating curve)	
Safety standards	IEC60601-1, EN60601-1, EAC TP TC 004, UL ANSI/AAMI ES60601, CAN/CSA-C22 3rd edition; Design refer to 60335-1				
EMC standards	EN55011 class B, EN61000-3-2,3, EN61000-4-2,3,4,5,6,8,11, EN60601-1-2				
Connection	4 pins				
Dimension (LxWxH)(mm)	42x 22.3x 20.5		49x 23.8x 23		65.5x 35x 23

5W MFM-05

Model No.	Output / Peak(10 sec.)	Tol.	R&N	Effi.
MFM-05-3.3	3.3V, 1.25A / 1.38A	±2.5%	100mV	74%
MFM-05-5	5V, 1.00A / 1.10A	±2.5%	100mV	80%
MFM-05-12	12V, 0.42A / 0.46A	±2.5%	150mV	80%
MFM-05-15	15V, 0.33A / 0.36A	±2.5%	150mV	81%
MFM-05-24	24V, 0.23A / 0.25A	±2.5%	180mV	82%

10W MFM-10

Model No.	Output / Peak(10 sec.)	Tol.	R&N	Effi.
MFM-10-3.3	3.3V, 2.50A / 2.75A	±2.5%	120mV	78%
MFM-10-5	5V, 2.00A / 2.20A	±2.5%	100mV	81%
MFM-10-12	12V, 0.85A / 0.94A	±2.5%	180mV	83%
MFM-10-15	15V, 0.67A / 0.74A	±2.5%	180mV	83%
MFM-10-24	24V, 0.42A / 0.46A	±2.5%	200mV	84%

15W MFM-15


Model No.	Output / Peak(10 sec.)	Tol.	R&N	Effi.
MFM-15-3.3	3.3V, 3.50A / 3.85A	±1.5%	150mV	83.5%
MFM-15-5	5V, 3.00A / 3.30A	±1.5%	150mV	85.5%
MFM-15-12	12V, 1.25A / 1.38A	±1.5%	150mV	86.5%
MFM-15-15	15V, 1.00A / 1.10A	±1.5%	180mV	87.0%
MFM-15-24	24V, 0.63A / 0.69A	±1.5%	180mV	86.5%

20W MFM-20

Model No.	Output / Peak(10 sec.)	Tol.	R&N	Effi.
MFM-20-3.3	3.3V, 4.50A / 4.95A	±2.5%	150mV	81%
MFM-20-5	5V, 4.00A / 4.40A	±2.5%	150mV	85%
MFM-20-12	12V, 1.80A / 1.98A	±2.5%	150mV	85.5%
MFM-20-15	15V, 1.40A / 1.54A	±2.5%	180mV	87%
MFM-20-24	24V, 0.90A / 0.99A	±2.5%	180mV	87%

30W MFM-30

Model No.	Output / Peak(10 sec.)	Tol.	R&N	Effi.
MFM-30-3.3	3.3V, 6.00A / 7.8A	±2%	80mV	82.5%
MFM-30-5	5V, 6.00A / 6.9A	±2%	80mV	86.5%
MFM-30-12	12V, 2.50A / 2.9A	±2%	120mV	90%
MFM-30-15	15V, 2.00A / 2.3A	±2%	120mV	89%
MFM-30-24	24V, 1.30A / 1.5A	±2%	200mV	90%
MFM-30-48	48V, 0.63A / 0.73A	±2%	200mV	91%



Features

- Universal AC input / Full range
- **Class I or Class II configuration**
- **Medical safety approved (2x MOPP)**
- Suitable for BF application with appropriate system consideration
- Extremely low leakage current
- No load power consumption <0.1W (<0.3W for RPS-120S)
- Protections: Short circuit / Overload / Over voltage
- LED indicator for power on
- 3 years warranty

General Specification (Please refer to www.meanwell.com for detail spec.)



Model No.	RPS-30	RPS-45	RPS-65	RPS-120S
Rated Power	NA			
Fan	NA			
Convection	30W	45W	65W	120W
AC input voltage range	80~264VAC			
Leakage current	<90μA	<100μA	<150μA	
DC adjustment range	±10% rated output voltage			±5% rated output voltage
Overload protection	115%~150% hiccup mode, auto-recovery			
Over voltage protection	115%~135% shut down o/p voltage, re-power on to recover			110%~130%
Withstand voltage	I/P-O/P: 4kVAC, I/P-FG:2kVAC, O/P-FG: 1.5kVAC			
Working temperature	-30~+70°C			-30~+85°C
Safety standards	ANSI/AAMI ES60601-1, TUV EN60601-1, EAC TP TC 004 approved			
EMC standards	EN55011 class B, EN61000-3-2,-3, EN61000-4,2,3,4,5,6,8,11, EN60601-1-1-2, EAC TP TC 020			
Connection	JST B3P / B2P-VH	JST B3P / B4P-VH		
Dimension (LxWxH)(mm)	76.2x 50.8x 24			76.2x 50.8x 28

30W—Class II RPS-30

Model No.	Output (Rated / Peak)	Tol.	R&N	Effi.
RPS-30-3.3	3.3V, 6A / 6.6A	±2%	80mV	80%
RPS-30-5	5V, 6A / 6.6A	±2%	80mV	82%
RPS-30-7.5	7.5V, 4A / 4.4A	±2%	80mV	84%
RPS-30-12	12V, 2.5A / 2.75A	±2%	100mV	88%
RPS-30-15	15V, 2A / 2.2A	±2%	100mV	89%
RPS-30-24	24V, 1.25A / 1.375A	±1%	150mV	89.5%
RPS-30-48	48V, 0.625A / 0.687A	±1%	200mV	92%

65W—Class II RPS-65

Model No.	Output (Rated / Peak)	Tol.	R&N	Effi.
RPS-65-3.3	3.3V, 10A / 11A	±2%	80mV	80%
RPS-65-5	5V, 10A / 11A	±2%	80mV	84%
RPS-65-7.5	7.5V, 8A / 8.8A	±2%	80mV	85%
RPS-65-12	12V, 5.42A / 5.96A	±2%	120mV	88%
RPS-65-15	15V, 4.34A / 4.77A	±1%	120mV	89%
RPS-65-24	24V, 2.71A / 2.98A	±1%	150mV	90%
RPS-65-48	48V, 1.36A / 1.49A	±1%	200mV	91%

45W—Class II RPS-45

Model No.	Output (Rated / Peak)	Tol.	R&N	Effi.
RPS-45-3.3	3.3V, 8A / 8.8A	±2%	60mV	80.5%
RPS-45-5	5V, 8A / 8.8A	±2%	60mV	83%
RPS-45-7.5	7.5V, 5.4A / 5.95A	±2%	80mV	85%
RPS-45-12	12V, 3.8A / 4.18A	±2%	100mV	88%
RPS-45-15	15V, 3A / 3.3A	±2%	100mV	89%
RPS-45-24	24V, 1.9A / 2.1A	±1%	120mV	90%
RPS-45-48	48V, 0.94A / 1.03A	±1%	200mV	91%

120W—Class I or II **NEW** RPS-120S

Model No.	Output (Rated / Peak)	Tol.	R&N	Effi.
RPS-120S-12	12V, 9.5A / 11.8A	±2%	100mV	91%
RPS-120S-15	15V, 7.6A / 9.5A	±2%	120mV	92%
RPS-120S-24	24V, 5A / 6.25A	±1%	150mV	93%
RPS-120S-27	27V, 4.44A / 5.55A	±1%	150mV	94%
RPS-120S-48	48V, 2.5A / 3.125A	±1%	200mV	93.5%



Features

- Universal AC input / Full range
- **Class I or Class II configuration**
- **Medical safety approved (2x MOPP)**
- **Suitable for BF application with appropriate system consideration**
- Extremely low leakage current
- High efficiency up to 95%
- Built-in 12V/0.5A fan supply (RPS-120/200)
- LED indicator for power on (except for RPS/D/T-60)
- No load power consumption <0.3W for 120W model
<0.5W for 200W model
<0.75W for 60W model
- Protections: Short circuit / Overload /
Over voltage / Over temperature
- 3 years warranty

General Specification (Please refer to www.meanwell.com for detail spec.)



Model No.	RPS/D/T-60	RPS-120-x <input type="checkbox"/>	RPS-200-x <input type="checkbox"/>
Rated Power	Fan	NA	120W (10CFM)
	Convection	60W	84W
AC input voltage range	90~264VAC	80~264VAC	
Leakage current	<130μA		
DC adjustment range	-5%~+10%	±5% rated output voltage	
Overload protection	115%~150% hiccup mode, auto-recovery		
Over voltage protection	115%~135%	110%~130% shut down o/p voltage, re-power on to recover	
Withstand voltage	I/P-O/P: 4kVAC, I/P-FG:2kVAC, O/P-FG: 1.5kVAC		
Working temperature	-20~+70°C(RPS), -20~+65°C(RPD/T)	-30~+70°C	
Safety standards	ANSI/AAMI ES60601-1, TUV EN60601-1, EAC TP TC 004 approved; UL/EN62368-1 for RPS/D/T-60 only		
EMC standards	EN55032 (RPS/D/T-60), EN55011 class B, EN61000-3-2,-3, EN61000-4,2,3,4,5,6,8,11, EN60601-1-1-2, EAC TP TC 020		
Connection	JST B3P / B4P-VH (RPS-60) JST B3P / B6P-VH (RPD/T-60)	JST B3P / B4P-VH	JST B3P / B6P-VH
Dimension (LxWxH)(mm)	101.6x 50.8x 29	PCB: 101.6x 50.8x 29 ; Case: 103.4x 62x 40	

60W:Single Output—Class I RPS-60

Model No.	Output (Rated / Peak)	Tol.	R&N	Effi.
RPS-60-3.3	3.3V, 10A / 11A	±2%	60mV	74%
RPS-60-5	5V, 10A / 11A	±2%	60mV	79%
RPS-60-12	12V, 5A / 5.5A	±2%	120mV	84%
RPS-60-15	15V, 4A / 4.4A	±2%	120mV	85%
RPS-60-24	24V, 2.5A / 2.75A	±1%	120mV	87%
RPS-60-48	48V, 1.25A / 1.375A	±1%	120mV	86%

Model No.	Output	Tol.	R&N	Effi.	Max.
RPT-60A	5V, 0.5~4.4A	+3%, -2%	80mV	77%	51W
RPT-60D	5V, 0.5~3.85A	+3%, -2%	80mV	79%	52W
RPT-6003	24V, 0.1~1.1A	±6%	150mV		
	12V, 0.1~0.55A	±8%	80mV		
	3.3V, 0.5~5.5A	+3%, -2%	80mV	75%	44W
	5V, 0.3~3.3A	±8%	80mV		
	12V, 0.1~0.77A	+10%, -6%	80mV		

60W:Dual Output—Class I RPD-60

Model No.	Output	Tol.	R&N	Effi.	Max.
RPD-60A	5V, 0.5~5.5A	+3%, -2%	80mV	78%	54W
	12V, 0.1~2.2A	±6%	80mV		
RPD-60B	5V, 0.5~3.85A	+3%, -2%	80mV	82%	59W
	24V, 0.1~1.65A	+8%, -4%	100mV		

120W—Class I or II RPS-120

Model No.	Output (Convection/10CFM)	Tol.	R&N	Effi.
RPS-120-12 <input type="checkbox"/>	12V, 7A / 10A	±2%	120mV	89%
RPS-120-15 <input type="checkbox"/>	15V, 5.6A / 8A	±2%	120mV	89%
RPS-120-24 <input type="checkbox"/>	24V, 3.5A / 5A	±1%	150mV	90%
RPS-120-27 <input type="checkbox"/>	27V, 3.15A / 4.5A	±1%	150mV	90%
RPS-120-48 <input type="checkbox"/>	48V, 1.75A / 2.5A	±1%	200mV	91%

= blank, -C ; blank: PCB type, -C: Enclosed type

60W:Triple Output—Class I RPT-60

Model No.	Output	Tol.	R&N	Effi.	Max.
RPT-60A	5V, 0.5~4.4A	+3%, -2%	80mV	77%	51W
	12V, 0.1~2.2A	±6%	80mV		
	-5V, 0.1~0.55A	+9%, -8%	80mV		
RPT-60B	5V, 0.5~4.4A	+3%, -2%	80mV	78%	55W
	12V, 0.1~2.2A	±6%	80mV		
	-12V, 0.1~0.55A	+10%, -6%	100mV		
RPT-60C	5V, 0.5~4.4A	+3%, -2%	80mV	79%	55W
	15V, 0.1~0.65A	±6%	100mV		
	-15V, 0.1~0.55A	±8%	150mV		

200W—Class I or II RPS-200

Model No.	Output (Convection/10CFM)	Tol.	R&N	Effi.
RPS-200-12 <input type="checkbox"/>	12V, 11.7A / 16.7A	±2%	100mV	93%
RPS-200-15 <input type="checkbox"/>	15V, 9.4A / 13.4A	±2%	100mV	93.5%
RPS-200-24 <input type="checkbox"/>	24V, 5.9A / 8.4A	±1%	120mV	94%
RPS-200-27 <input type="checkbox"/>	27V, 5.3A / 7.5A	±1%	120mV	94%
RPS-200-48 <input type="checkbox"/>	48V, 3A / 4.2A	±1%	120mV	95%

= blank, -C ; blank: PCB type, -C: Enclosed type

Green Open Frame 75~160W 1~3 Output Medical Grade



RPS/D/T-75
(5"x3")



RPS/T-160
(5"x3")



RPT-160-C
(optional)



Features

- Universal AC input / Full range
- **Medical safety approved (2xMOPP)**
- Suitable for BF application with appropriate system consideration (RPS/T-160)
- Built-in active PFC function (RPS/T-160)
- Protections: Short circuit / Overload / Over voltage / Over temperature (RPS/T-160)
- Extremely low leakage current
- Built-in P.G and P.F signal output (RPS/T-160)
- Built-in remote sense function (RPS-160 5~15V)
- No load power consumption <0.75W (RPS-75&RPS/T-160 G model)
- Standby 5V@0.8A (RPS/T-160 G model)
- LED indicator for power on
- 3 years warranty

General Specification (Please refer to www.meanwell.com for detail spec.)



Model No.	RPS/D/T-75	RPS□-160	RPT□-160 ○
Rated Power	Fan: 100W (23.5CFM) Convection: 75W	160W (20.5CFM) 110W	RPT(G)-160:145W (20.5CFM), RPT(G)-160-C: 142W (20.5CFM) RPT(G)-160: 99W, RPT(G)-160-C: 94W
AC input voltage range	90~264VAC		
Leakage current	RPS-75: <140μA, RPD/T-75: <150μA	<140μA	<160μA
DC adjustment range	CH1: -5%~+10% rated output voltage	±10%	0~+10%
Overload protection	140%~180% hiccup mode, auto-recovery	105%~135% hiccup mode, auto-recovery	
Over voltage protection	CH1: 110%~135% shut down o/p voltage, re-power on to recover		
Withstand voltage	I/P-O/P: 4kVAC, I/P-FG:2kVAC, O/P-FG: 1.5kVAC		
Working temperature	-20~+70°C (refer to output derating curve)		
Safety standards	ANSI/AAMI ES60601-1, TUV EN60601-1, EAC TP TC 004 approved		
EMC standards	EN55011 class B, EN61000-3-2,-3; EN60601-1-2, EAC TP TC 020		
Connection	JST B3P / B8P-VH		
Dimension (LxWxH)(mm)	127x 76.2x 31	127x 76.2x 34.6	

75W:Single Output—Class I RPS-75

Model No.	Output (Rated / 23.5CFM)	Tol.	R&N	Effi.
RPS-75-3.3	3.3V, 15A / 20A	±2%	60mV	73%
RPS-75-5	5V, 14A / 18.7A	±2%	60mV	78%
RPS-75-12	12V, 6.3A / 8.3A	±1%	100mV	82%
RPS-75-15	15V, 5A / 6.7A	±1%	100mV	83%
RPS-75-24	24V, 3.2A / 4.2A	±1%	150mV	85%
RPS-75-36	36V, 2.1A / 2.8A	±1%	150mV	86%
RPS-75-48	48V, 1.6A / 2.1A	±1%	150mV	86%

75W:Dual Output—Class I RPD-75

Model No.	Output	Tol.	R&N	Effi.	Max.
RPD-75A	5V, 1.0~9.5A	±2%	80mV	77%	96W
	12V, 0.3~4.0A	±6%	120mV		
RPD-75B	5V, 1.0~6.8A	±2%	80mV	79%	99W
	24V, 0.2~2.7A	±6%	200mV		

75W:Triple Output—Class I RPT-75

Model No.	Output	Tol.	R&N	Effi.	Max.
RPT-75A	5V, 0.6~8.0A	±2%	80mV	76%	93W
	12V, 0.2~4.0A	±6%	120mV		
	-5V, 0.1~1.0A	±5%	80mV		
RPT-75B	5V, 0.6~8.0A	±2%	80mV	77%	100W
	12V, 0.2~4.0A	±6%	120mV		
	-12V, 0.1~1.0A	±5%	80mV		
RPT-75C	5V, 0.6~8.0A	±2%	80mV	77%	100W
	15V, 0.1~3.0A	±8%	120mV		
	-15V, 0.1~1.0A	±5%	80mV		
RPT-75D	5V, 0.6~7.0A	±2%	80mV	79%	95W
	24V, 0.1~2.0A	±8%	200mV		
	12V, 0.1~1.0A	±8%	120mV		
RPT-7503	3.3V, 0.7~7.0A	±4%	80mV	74%	81W
	5V, 0.0~8.0A	±6%	120mV		
	12V, 0.0~1.5A	+10%,-6%	120mV		

160W:Single Output—Class I RPS-160

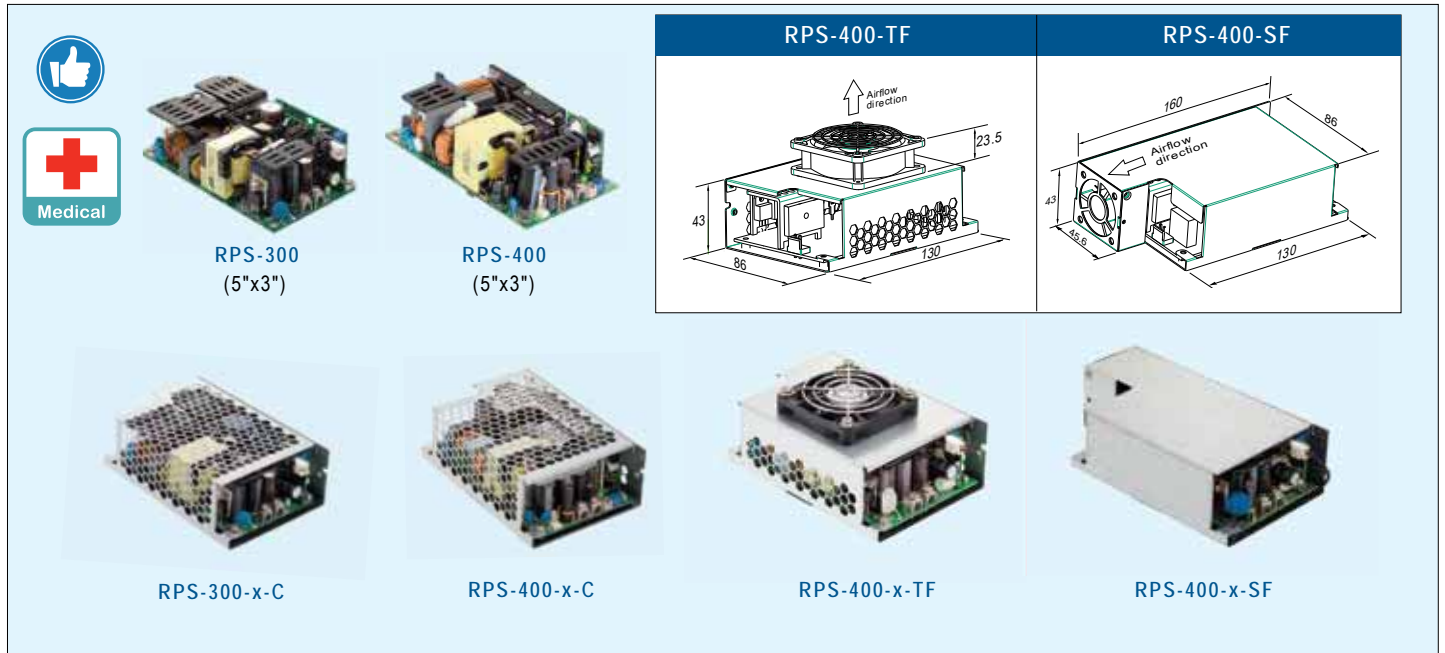
Model No.	Output (Convection / 20.5CFM)	Tol.	R&N	Effi.
RPS□-160-5	5V, 20A / 30A	±4%	100mV	86%
RPS□-160-12	12V, 9.1A / 12.9A	±3%	100mV	87%
RPS□-160-15	15V, 7.3A / 10.3A	±3%	120mV	87%
RPS□-160-24	24V, 4.6A / 6.5A	±2%	120mV	87%
RPS□-160-48	48V, 2.3A / 3.25A	±2%	250mV	88%

□ = blank, G; blank: basic function,
G: with 5Vsb & no load power consumption < 0.5W

160W:Triple Output—Class I RPT-160

Model No.	Output	Tol.	R&N	Effi.	Max.
RPT□-160A○	5V, 0.6~14A	±2%	60mV	84%	145W
	12V, 0.2~5.5A	±5%	80mV		
	-5V, 0.1~1.0A	-5%,+7%	120mV		
RPT□-160B○	5V, 0.6~14A	±2%	60mV	84%	146W
	12V, 0.2~5.0A	±5%	100mV		
	-12V, 0.1~1.0A	-4%,+5%	100mV		
RPT□-160C○	5V, 0.6~14A	±2%	60mV	83%	143W
	15V, 0.1~3.6A	±4%	80mV		
	-15V, 0.1~1.0A	±8%	100mV		
RPT□-160D○	5V, 0.3~11A	±2%	80mV	83%	148W
	12V, 0.2~5.0A	±5%	100mV		
	24V, 0.15~1.2A	-5%,+7%	120mV		

□ = blank, G; blank: basic function,
G: with 5Vsb/0.8A & no load power consumption < 0.75W
○ = blank, -C; blank: PCB type (standard); -C: Enclosed type (optional)



Features

- Universal AC input / Full range
- Built-in active PFC function
- **Medical safety approved (2xMOPP)**
- Suitable for BF application with appropriate system consideration
- Class I or Class II configuration
- Protections:
 - Short circuit / Overload / Over voltage / Over temperature
- Extremely low leakage current
- Built-in P.G, P.F signal output and remote sense function
- No load power consumption **<0.5W by PS-ON only**
- Built-in 12V/0.5A fan supply
- Standby 5V@1A
- LED indicator for power on
- 3 years warranty

General Specification (Please refer to www.meanwell.com for detail spec.)



Model No.		RPS-300-x <input type="checkbox"/>	RPS-400-x <input type="checkbox"/>
Rated Power	Fan	300W (20.5CFM)	400W (25CFM)
	Convection	200W	250W
AC input voltage range		90~264VAC	80~264VAC
Leakage current		PCB type: <150µA; Enclosed type: <200µA	<200µA
DC adjustment range		±5%	
Overload protection		105%~135% hiccup mode, auto-recovery	
Withstand voltage		I/P-O/P: 4kVAC, I/P-FG:2kVAC, O/P-FG: 1.5kVAC	
Working temperature		-30~+70°C (refer to output derating curve)	
Safety standards		ANSI/AAMI ES60601-1, TUV EN60601-1, EAC TP TC 004 approved	
EMC standards		EN55011 class B (Radiation class A), EN61000-3-2,-3; EN60601-1-2, EAC TP TC 020	
Connection		JST B5P / screw terminal	
Dimension (LxWxH)(mm)		PCB : 127x 76.2x 35 (5"x3") Case: 130x 86x 43	PCB : 127x 76.2x 35 (5"x3") Case: 130x 86x 43(-C); 130x 86x 66.5(-TF); 160x 86x 43(-SF)

300W—Class I or II RPS-300

Model No.	Output (Convection / 20.5CFM)	Tol.	R&N	Effi.
RPS-300-12 <input type="checkbox"/>	12V, 16.67A / 25A	±3%	120mV	90.0%
RPS-300-15 <input type="checkbox"/>	15V, 13.33A / 20A	±3%	120mV	90.0%
RPS-300-24 <input type="checkbox"/>	24V, 8.33A / 12.5A	±2%	150mV	92.5%
RPS-300-27 <input type="checkbox"/>	27V, 7.4A / 11.12A	±2%	200mV	93.0%
RPS-300-48 <input type="checkbox"/>	48V, 4.17A / 6.25A	±2%	250mV	93.0%

400W—Class I or II RPS-400

Model No.	Output (Convection/25CFM)	Tol.	R&N	Effi.
RPS-400-12 <input type="checkbox"/>	12V, 20.8A / 33.3A	±3%	120mV	91.5%
RPS-400-15 <input type="checkbox"/>	15V, 16.7A / 26.7A	±3%	120mV	92%
RPS-400-18 <input type="checkbox"/>	18V, 13.9A / 22.3A	±3%	150mV	93%
RPS-400-24 <input type="checkbox"/>	24V, 10.5A / 16.7A	±2%	150mV	93%
RPS-400-27 <input type="checkbox"/>	27V, 9.3A / 14.9A	±1%	200mV	93.5%
RPS-400-36 <input type="checkbox"/>	36V, 7A / 11.2A	±1%	200mV	94%
RPS-400-48 <input type="checkbox"/>	48V, 5.3A / 8.4A	±1%	200mV	94%

= blank, -C, -TF, -SF:
blank: PCB type, -C: Enclosed type, -TF: Enclosed type with fan on the top,
-SF: Enclosed type with fan on the side

500W Single Output

- 5"x3" compact size
- 320W convection, 500W force air, 550W peak
- Built-in active PFC function
- Medical safety approved (2xMOPP)
- Suitable for BF application with appropriate system consideration
- Class I or Class II configuration
- Protections: Short circuit / Overload / Over voltage / Over temperature
- Extremely low leakage current
- P.G, P.F signal output and remote sense function
- No load power consumption <0.5W by PS-ON control
- 12V/0.5A fan supply
- Standby 5V@1A
- LED indicator for power on
- 3 years warranty




AC input voltage range 80~264VAC
 Leakage current <220μA
 Withstand voltage I/P-O/P: 4kVAC, I/P-FG: 2kVAC, O/P-FG: 1.5kVAC
 Working temperature -30~+70°C (refer to output derating curve)
 Safety standards ANSI/AAMI ES60601-1, TUV EN60601-1, IEC60601-1, EAC TP TC 004
 EMC standards EN55011, EN61000-3-2, 3, EN61204-3, EN61000-4-2,3,4,5,6,8,11, EN60601-1-2, EAC TP TC 020

Model No.	Output (Convection/25CFM)	Tol.	R&N	Effi.
RPS-500-12□	12V, 26.7A / 41.6A	±3%	200mV	91%
RPS-500-15□	15V, 21.3A / 33.3A	±3%	200mV	92%
RPS-500-18□	18V, 17.8A / 27.8A	±3%	200mV	92.5%
RPS-500-24□	24V, 13.4A / 20.8A	±2%	200mV	93%
RPS-500-27□	27V, 11.9A / 18.5A	±2%	200mV	93.5%
RPS-500-36□	36V, 8.9A / 13.9A	±1%	200mV	94%
RPS-500-48□	48V, 6.7A / 10.4A	±1%	200mV	94%

□ = blank, -C, -TF, -SF:
 blank: PCB type, -C: Enclosed type, -TF: Enclosed type with fan on the top, -SF: Enclosed type with fan on the side

200W Quad Output

- Universal AC input / Full range
- Built-in active PFC function
- Medical safety approved (2xMOPP)
- Suitable for BF application with appropriate system consideration
- Extremely low leakage current
- Protections: Short circuit / Overload / Over voltage / Over temperature
- Built-in remote sense function and remote ON/OFF control
- Free air convection for 140W, 200W with 25CFM forced air
- With P.G and P.F signal output
- 3 years warranty



AC input voltage range 90~264VAC
 AC inrush current Cold start, 60A at 230VAC
 Overload protection 120%~160% Hiccup mode, auto-recovery
 Over voltage protection CH1: 115%~135% rated output voltage, Shut down o/p voltage
 Leakage current <180μA
 Withstand voltage I/P-O/P: 4kVAC, I/P-FG: 1.5kVAC, O/P-FG: 1.5kVAC
 Working temperature -20~+70°C (refer to output derating curve)
 Safety standards ANSI/AAMI ES60601-1, TUV EN60601-1, IEC60601-1, EAC TP TC 004 approved; Design refer to UL62368-1, TUV EN62368-1
 EMC standards EN55011/EN55032 class B, EN61000-3-2,3, EN61000-4-2,3,4,5,6,8,11, EN60601-1-2, EN61000-6-2
 Connection 3P, 20P / 3.96mm pitch, JST B3P/VH, Molex 5566-20; 3P, 8Px2 / 3.96mm pitch. JSTB3P / B8Px2-VH

Model No.	Output	Tol.	R&N	Effi.	Max.
MPQ-200B	5V, 3.0~18A	±2%	80mV	78%	193W
	12V, 0.7~8.4A	±8%	120mV		
	-5V, 0.0~2.4A	±5%	80mV		
	-12V, 0.0~2.4A	±5%	80mV		
MPQ-200C	5V, 3.0~18A	±2%	80mV	78%	190W
	15V, 0.5~6.0A	±6%	150mV		
	-5V, 0.0~2.4A	±5%	80mV		
MPQ-200D	5V, 3.0~18A	±2%	80mV	79%	195W
	24V, 0.3~3.6A	±8%	180mV		
	12V, 0.0~2.4A	±5%	80mV		
MPQ-200F	5V, 3.0~18A	±2%	80mV	81%	200W
	24V, 0.3~3.3A	±8%	180mV		
	15V, 0.0~2.4A	±5%	80mV		
	-15V, 0.0~2.4A	±5%	80mV		

Industrial Adaptor 12~40W Interchangeable Type



GE12 70.7x 40x 38.8 mm
 GE18/24/30 81x 43x 40.5 mm
NEW GE40 94x 48.4x 40 mm

■ Features

- Interchangeable AC plugs (plug kit sold separately)
- Universal AC input / Full range
- No load power consumption <0.075W
- Energy efficiency Level VI
- Comply with EISA 2007/DoE and EU ErP
- Class II power (without earth pin)
- Protections: Short circuit / Over voltage / Overload
- Fully enclosed plastic case
- LED indicator for power on
- Pass LPS
- Approvals: UL / CUL / TUV / CCC / RCM / FCC / CE
- 2 years warranty

■ General Specification (Please refer to www.meanwell.com for detail spec.)



Model No.	GE12	GE18	GE24	GE30	GE40
AC input voltage range	90~264VAC / 0.4A for GE12; 90~264VAC / 0.7A for GE18/24/30				
Withstand voltage	I/P-O/P:4242VDC, 1 minute				
Working temperature	-10~+50°C (refer to output derating curve)				-30~+70°C
Safety standards	UL62368-1, CSA22.2, TUV EN62368-1, CCC GB4943, AS/NZS 60950.1, EAC TP TC 004 approved				
EMC standards	EN55032 class B, EN61000-3-2,3, EN61000-4-2,3,4,5,6,8,11, FCC part15 class B, GB9254, GB17625.1				
Length of output cable	100cm for GE12 5~12V, GE18/24 5~12V, GE30 12V and GE40 5~12V 150cm for GE12/18 15~48V, GE24 15~48V, GE30 15~24V and GE40 15~48V				
Standard DC plug (refer to page 60 for DC plug list)	P1J: 2.1øx5.5øx11mm / C+, tuning fork type				

■ Wall-mounted (Interchangeable Type)—12W

Order No. (Main body)	Output	Tol.	R&N	Effi.
GE12I05-P1J	5V, 0~2.00A	±5%	50mV	80.0%
GE12I07-P1J	7.5V, 0~1.33A	±5%	75mV	82.0%
GE12I09-P1J	9V, 0~1.33A	±5%	100mV	84.0%
GE12I12-P1J	12V, 0~1.00A	±3%	120mV	84.0%
GE12I15-P1J	15V, 0~0.80A	±3%	150mV	85.0%
GE12I18-P1J	18V, 0~0.83A	±3%	180mV	85.0%
GE12I24-P1J	24V, 0~0.625A	±3%	240mV	85.5%

Order No. (Main body)	Output	Tol.	R&N	Effi.
GE24I12-P1J	12V, 0~2.00A	±3%	120mV	86.0%
GE24I15-P1J	15V, 0~1.60A	±3%	150mV	86.0%
GE24I18-P1J	18V, 0~1.33A	±3%	180mV	87.0%
GE24I24-P1J	24V, 0~1.00A	±3%	240mV	87.5%
GE24I48-P1J	48V, 0~0.50A	±3%	300mV	89.0%

■ Wall-mounted (Interchangeable Type)—30W

Order No. (Main body)	Output	Tol.	R&N	Effi.
GE30I12-P1J	12V, 0~2.50A	±3%	120mV	84%
GE30I15-P1J	15V, 0~2.00A	±3%	150mV	86%
GE30I18-P1J	18V, 0~1.66A	±3%	180mV	87%
GE30I24-P1J	24V, 0~1.25A	±3%	240mV	87%

■ Wall-mounted (Interchangeable Type)—18W

Order No. (Main body)	Output	Tol.	R&N	Effi.
GE18I05-P1J	5V, 0~2.40A	±5%	50mV	80.5%
GE18I07-P1J	7.5V, 0~1.73A	±5%	75mV	82.5%
GE18I09-P1J	9V, 0~2.00A	±5%	100mV	85.0%
GE18I12-P1J	12V, 0~1.50A	±3%	120mV	86.0%
GE18I15-P1J	15V, 0~1.20A	±3%	150mV	86.5%
GE18I18-P1J	18V, 0~1.00A	±3%	180mV	87.0%
GE18I24-P1J	24V, 0~0.75A	±3%	240mV	87.0%
GE18I48-P1J	48V, 0~0.375A	±3%	300mV	87.0%

■ Wall-mounted (Interchangeable Type)—40W **NEW**

Order No. (Main body)	Output	Tol.	R&N	Effi.
GE40I05-P1J	5V, 0~4.00A	±5%	50mV	81.0%
GE40I07-P1J	7.5V, 0~2.66A	±5%	75mV	85.0%
GE40I09-P1J	9V, 0~3.30A	±5%	100mV	86.0%
GE40I12-P1J	12V, 0~3.30A	±5%	120mV	87.0%
GE40I15-P1J	15V, 0~2.70A	±5%	150mV	87.0%
GE40I18-P1J	18V, 0~2.20	±5%	180mV	88.0%
GE40I24-P1J	24V, 0~1.67A	±5%	240mV	88.0%
GE40I36-P1J	36V, 0~1.11A	±5%	300mV	89.0%
GE40I48-P1J	48V, 0~0.83A	±5%	300mV	89.0%

■ Wall-mounted (Interchangeable Type)—24W

Order No. (Main body)	Output	Tol.	R&N	Effi.
GE24I05-P1J	5V, 0~3.00A	±5%	50mV	81.0%
GE24I07-P1J	7.5V, 0~2.00A	±5%	75mV	83.0%
GE24I09-P1J	9V, 0~2.22A	±5%	100mV	85.5%

■ Interchangeable AC Plug Specifically for GE12/18/24/30/40

AC Plug Type and Order No.					
AC Plug-AU3 (for GE40 only)	AC Plug-AU (for GE12~30)	AC Plug-UK (for GE12~40)	AC Plug-EU (for GE12~40)	AC Plug-US (for GE12~40)	AC Plug-MIX (for GE12~30) AC Plug-MIX3 (for GE40 only)
Australian Type	Australian Type	U.K. Type	European Type	U.S. Type	Mixed Four Type

Note: The main body unit and AC plug should be ordered separately. The main body needs to be used along with any one of the AC plug.

5W Green USB Adaptor



- Universal AC input / Full range
- No load power consumption < 0.075W
- **Energy efficiency Level VI**
- Comply with EISA 2007/DoE and EU ErP
- Compact size
- 2 pole US / European type plug
- Class II power (without earth pin)
- Protections: Short circuit / Overload / Over voltage / Over temp.
- Pass LPS
- Fully enclosed plastic case
- 2 years warranty

AC input voltage range 90~264VAC ; 127~370VDC
 Overload protection 105%~135% rated output power, hiccup mode, auto-recovery
 Over voltage protection 105%~200% rated output voltage, hiccup mode, auto-recovery
 Withstand voltage I/P-O/P: 4242VDC, 1 minute
 Working temperature -20~+50°C (refer to output derating curve)
 Safety standards U-Type: UL62368-1, CSA22.2, EAC TP TC 004 approved
 E-Type: TUV EN62368-1, EAC TP TC 004 approved
 EMC standards FCC part15 class B(U Type); EN55032 class B(E Type)
 Standard DC plug USB Type A

Order No.	Output	Tol.	R&N	Effi.
GS05U-USB	5V, 0~1A	±4%	90mV	74.0%
GS05E-USB	5V, 0~1A	±4%	80mV	74.5%

6W Green Adaptor

- Universal AC input / Full range
- No load power consumption < 0.075W
- **Energy efficiency Level VI**
- Comply with EISA 2007/DoE and EU ErP
- 2 pole US / European type plug
- Class II power (without earth pin)
- Protections: Short circuit / Overload / Over voltage
- Pass LPS
- Fully enclosed plastic case
- Approvals: UL/CUL/FCC for GS06U
TUV/CE for GS06E
- 2 years warranty



AC input voltage range 90~264VAC ; 127~370VDC
 AC inrush current(max.) .. Cold start, 50A at 230VAC
 Overload protection Hiccup mode, auto-recovery
 Over voltage protection ... Clamp by zener diode >120%
 Withstand voltage I/P-O/P: 4242VDC, 1minute
 Working temperature 0~+50°C (refer to output derating curve)
 Safety standards UL62368-1, CSA 22.2, TUV EN62368-1, EAC TP TC 004
 EMC standards FCC part15 class B(U Type); EN55032 class B(E Type)
 Length of output cable 120cm of 18AWG for 5~9V; 180cm of 24AWG for 12~48V

Order No.	Output	Tol.	R&N	Effi.
GS06□-1P1J	5V, 0~1.00A	±5%	50mV	75.0%
GS06□-11P1J	7.5V, 0~0.80A	±5%	80mV	80.5%
GS06□-2P1J	9V, 0~0.66A	±5%	80mV	79.5%
GS06□-3P1J	12V, 0~0.50A	±3%	100mV	79.5%
GS06□-4P1J	15V, 0~0.40A	±3%	120mV	80.5%
GS06□-5P1J	18V, 0~0.33A	±3%	150mV	81.5%
GS06□-6P1J	24V, 0~0.25A	±2%	180mV	82.0%
GS06□-8P1J	48V, 0~0.125A	±2%	200mV	85.0%

□ = U/E ; U: American 2P, E: European 2P

15W Green Adaptor

- Universal AC input / Full range
- No load power consumption < 0.075W
- **Energy efficiency Level VI**
- Comply with EISA 2007/DoE and EU ErP
- Protections: Short circuit / Overload / Over voltage
- Pass LPS
- Fully enclosed plastic case
- 2 years warranty



AC input voltage range 90~264VAC ; 127~370VDC
 AC inrush current(max.) Cold start, 50A at 230VAC
 Overload protection Hiccup mode, auto-recovery
 Over voltage protection Clamp by zener diode > 120%
 Withstand voltage I/P-O/P: 3kVAC, I/P-FG: 1.5kVAC, 1 minute
 Working temperature 0~+50°C (refer to output derating curve)
 Safety standards UL62368-1, CSA 22.2, TUV EN62368-1, EAC TP TC 004 approved
 EMC standards EN55032-B, EN61000-3-2,3,
 EN61000-4-2,3,4,5,6,11,FCC part 15 class B
 Length of output cable 120cm of 18AWG for 5~15V; 180cm of 18AWG for 18~48V
 Standard DC plug P1J: 2.1øx5.5øx11mm / C+, tuning fork type
 (refer to page 60 for DC plug list)

Order No.	Output	Tol.	R&N	Effi.
GS15□-1P1J	5.0V, 0~2.40A	±5%	50mV	80.0%
GS15□-11P1J	7.5V, 0~1.60A	±5%	80mV	82.5%
GS15□-2P1J	9.0V, 0~1.66A	±5%	80mV	85.0%
GS15□-3P1J	12V, 0~1.25A	±3%	80mV	85.0%
GS15□-4P1J	15V, 0~1.00A	±3%	100mV	85.0%
GS15□-5P1J	18V, 0~0.83A	±3%	120mV	85.0%
GS15□-6P1J	24V, 0~0.625A	±2%	150mV	85.5%
GS15□-8P1J	48V, 0~0.31A	±2%	240mV	87.0%

□ = A/B/E/U ; A:IEC320-C14, B: IEC320-C8
 E: European 2P, U: American 2P



48hrs delivery We keep enough stock for 95% of standard models at our warehouse. We can arrange prompt delivery within 48hrs.



MEAN WELL Catalog —
 Your reference book for power supply.

Industrial Adaptor 18~36W Desktop & Wall-mounted Type



Features

- Global certificates
- Universal AC input / Full range
- No load power consumption < 0.075W
- Energy efficiency Level VI
- Comply with EISA 2007 / DoE, NRCAN, AU/NZ MEPS, Korea K-MEPS, EU ErP and CoC Version 5
- -30~+70°C wide range working temperature
- Class II power (without earth pin) for B/U/E type
Class I power (with earth pin) only for A type
- Protections: Short circuit / Overload / Over voltage
- Fully enclosed plastic case
- LED indicator for power on
- Pass LPS
- Approvals:
A type: UL/CUL/TUV/BSMI/CCC/PSE/RCM/KC/BIS/EAC/SIRIM/CB/FCC/CE
B type: UL/CUL/TUV/BSMI/CCC/PSE/RCM/KC/BIS/EAC/SIRIM/CB/FCC/CE
U type: UL/CUL/BSMI/EAC/CB/FCC
E type: TUV/EAC/SIRIM/CB/CE
- 3 years warranty

General Specification (Please refer to www.meanwell.com for detail spec.)

Order No.	GST18 <input type="checkbox"/>	GST25 <input type="checkbox"/>	GST36 <input type="checkbox"/>
AC input voltage range	85~264VAC		
AC inrush current (max.)	Cold start, 70A at 230VAC		
Overload protection	Range	110%~150% rated output power	110%~250% rated output power
	Type	Hiccup mode, auto-recovery	
Over voltage protection	110%~140% rated output voltage, clamp by zener diode		
Withstand voltage	I/P-O/P: 4242VDC, 1 minute		
Working temperature	-30~+70°C (refer to output derating curve)		
Safety standards	A-Type: UL62368-1, CSA 22.2, TUV EN62368-1, BSMI CNS14336, CCC GB4943, PSE J62368-1, AS/NZS62368.1, KC K62368-1, BIS IS13252, EAC TP TC004; SIRIM MS IEC62368-1(optional) approved B-Type: UL62368-1, CSA 22.2, TUV EN62368-1, BSMI CNS14336, CCC GB4943, PSE J62368-1, AS/NZS62368.1, KC K62368-1, BIS IS13252, EAC TP TC004; SIRIM MS IEC62368-1(optional) approved U-Type: UL62368-1, CSA22.2, BSMI CNS14336, EAC TP TC004 approved E-Type: TUV EN62368-1, EAC TP TC004; SIRIM MS IEC62368-1(optional) approved		
EMC standards	EN55032 class B, EN61000-3-2,3, EN61000-4-2,3,4,5,6,8,11(A/B/E type); FCC part 15 class B, CNS13438 class B(A/B/U type); GB9254(A/B type)		
Length of output cable	120cm of UL1185, 16AWG for 5~12V ; 180cm of UL1185, 18AWG for 15~48V	100cm of UL2468, 16AWG for 5~12V; 180cm of UL1185, 18AWG for 15~48V	100cm of UL2468, 16AWG
Standard DC plug (refer to page 60 for DC plug list)	P1J: 2.1øx5.5øx11mm / C+, tuning fork type		

Desktop / Wall-mounted — 18W



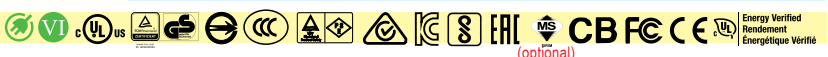
Order No.	Output	Tol.	R&N	Effi.	Order No.	Output	Tol.	R&N	Effi.
GST18□05-P1J	5V, 0~3.00A	±5%	80mV	81.0%	GST18□24-P1J	24V, 0~0.75A	±2%	150mV	88.0%
GST18□07-P1J	7.5V, 0~2.00A	±5%	80mV	85.0%	GST18□28-P1J	28V, 0~0.64A	±2%	150mV	88.5%
GST18□09-P1J	9V, 0~2.00A	±5%	80mV	85.0%	GST18□48-P1J	48V, 0~0.375A	±2%	150mV	89.0%
GST18□12-P1J	12V, 0~1.50A	±3%	80mV	86.0%	□ = A / B / U / E Class I — A: IEC320-C14 Class II — B: IEC320-C8, U: American 2P, E: European 2P				
GST18□15-P1J	15V, 0~1.20A	±3%	100mV	87.0%					
GST18□18-P1J	18V, 0~1.00A	±3%	150mV	88.0%					

Desktop / Wall-mounted — 25W



Order No.	Output	Tol.	R&N	Effi.	Order No.	Output	Tol.	R&N	Effi.
GST25□05-P1J	5V, 0~4.00A	±5%	80mV	81.5%	GST25□24-P1J	24V, 0~1.04A	±2%	150mV	88.0%
GST25□07-P1J	7.5V, 0~2.93A	±5%	80mV	84.5%	GST25□28-P1J	28V, 0~0.89A	±2%	150mV	88.0%
GST25□09-P1J	9V, 0~2.55A	±5%	80mV	85.0%	GST25□48-P1J	48V, 0~0.52A	±2%	150mV	89.0%
GST25□12-P1J	12V, 0~2.08A	±3%	80mV	86.5%	□ = A / B / U / E Class I — A: IEC320-C14 Class II — B: IEC320-C8, U: American 2P, E: European 2P				
GST25□15-P1J	15V, 0~1.66A	±3%	100mV	87.0%					
GST25□18-P1J	18V, 0~1.38A	±3%	100mV	87.0%					

Wall-mounted — 36W



Order No.	Output	Tol.	R&N	Effi.	Order No.	Output	Tol.	R&N	Effi.
GST36□05-P1J	5V, 0~4.30A	±5%	90mV	82.0%	GST36□24-P1J	24V, 0~1.50A	±2%	150mV	88.5%
GST36□09-P1J	9V, 0~3.11A	±5%	90mV	86.0%	GST36□48-P1J	48V, 0~0.75A	±2%	200mV	90.0%
GST36□12-P1J	12V, 0~3.00A	±3%	100mV	87.5%	□ = B / U / E ; B: IEC320-C8; U: American 2P, E: European 2P				



Features

- Global certificates
- Universal AC input / Full range
- No load power consumption <0.075W for GST40A/60A; <0.15W for GST90A/120A
- Energy efficiency Level VI
- Comply with EISA 2007 / DoE, NRCAN, AU/NZ MEPS, Korea K-MEPS, EU ErP and CoC Version 5
- Built-in active PFC function for GST90A/120A
- -30~+70°C wide range working temperature
- Class I power (with earth pin)
- Protections: Short circuit / Over voltage / Overload / Over temp. (except for GST40A)
- Fully enclosed plastic case
- LED indicator for power on
- Pass LPS (except for GST90A/120A)
- 3 years warranty

General Specification



Order No.	GST40A	GST60A	GST90A	GST120A
AC input voltage range	90~264VAC; 127~370VDC			85~264VAC; 120~370VDC
AC inrush current (max.)	Cold start, 65A at 230VAC		Cold start, 70A at 230VAC	
Overload protection	Range	105%~150% rated output power	110%~150%	105%~160%
	Type	Hiccup mode, auto-recovery		
Over voltage protection	105%~135% rated output voltage			
Setup, rise, hold up time	1000ms, 50ms, 50ms		1000ms, 50ms, 20ms	
Withstand voltage	I/P-O/P:3kVAC, I/P-FG: 2kVAC, O/P-FG: 0.5kVAC			I/P-FG: 3kVAC
Working temperature	-30~+70°C (refer to output derating curve)			
Safety standards	UL62368-1, CSA 22.2, TUV EN62368-1, BSMI CNS14336, CCC GB4943, PSE J62368-1, AS/NZS60950.1, KC K60950-1, BIS IS13252, EAC TP TC004; SIRIM MS IEC60950-1(optional) approved			
EMC standards	EN55032 class B, EN61000-3-2,3, EN61000-4-2,3,4,5,6,8,11, CNS13438, GB9254, FCC part15 class B, EAC TP TC 020			
Length of output cable	GST40A: 100cm of UL1185, 16AWG for 5~15V; 180cm of UL1185, 18AWG for 18~48V GST60A: 100cm of UL2464, 16AWG for 5~9V; 100cm of UL1185, 16AWG for 12~15V; 150cm of UL1185, 16AWG for 18V; 180cm of UL1185, 18AWG for 24~48V		100cm of UL1185, 14AWG for 12~15V; 120cm of UL1185, 16AWG for 19~48V	
Standard DC plug (refer to page 60 for DC plug list)	P1J: 2.1øx5.5øx11mm / C+, tuning fork type		P1M: 2.5øx5.5øx11mm / C+, tuning fork type	
	R7B: Power DIN 4P with lock type P1M: 2.5øx5.5øx11mm/C+, tuning fork type (20~48V only)			

Desktop (IEC 320-C14 / Class I) — 40W

Order No.	Output	Tol.	R&N	Effi.
GST40A05-P1J	5V, 0~5.00A	±5%	120mV	84.5%
GST40A07-P1J	7.5V, 0~5.34A	±5%	120mV	87.5%
GST40A09-P1J	9V, 0~4.45A	±5%	120mV	88.5%
GST40A12-P1J	12V, 0~3.34A	±3%	120mV	89.5%
GST40A15-P1J	15V, 0~2.67A	±3%	120mV	90.0%
GST40A18-P1J	18V, 0~2.22A	±3%	120mV	90.0%
GST40A24-P1J	24V, 0~1.67A	±2.5%	150mV	91.0%
GST40A48-P1J	48V, 0~0.84A	±2.5%	200mV	92.0%

Desktop (IEC 320-C14 / Class I) — 60W

Order No.	Output	Tol.	R&N	Effi.
GST60A05-P1J	5V, 0~6.00A	±5%	120mV	85.5%
GST60A07-P1J	7.5V, 0~6.00A	±5%	120mV	88.5%
GST60A09-P1J	9V, 0~6.00A	±5%	120mV	89.0%
GST60A12-P1J	12V, 0~5.00A	±3%	120mV	89.5%
GST60A15-P1J	15V, 0~4.00A	±3%	120mV	89.5%
GST60A18-P1J	18V, 0~3.33A	±3%	120mV	89.5%
GST60A24-P1J	24V, 0~2.50A	±3%	150mV	90.5%
GST60A48-P1J	48V, 0~1.25A	±2.5%	200mV	92.0%

Desktop (IEC 320-C14 / Class I) — 90W

Order No.	Output	Tol.	R&N	Effi.
GST90A12-P1M	12V, 0~6.67A	±5%	120mV	89.0%
GST90A15-P1M	15V, 0~6.00A	±5%	150mV	89.5%
GST90A19-P1M	19V, 0~4.74A	±4%	180mV	90.0%
GST90A24-P1M	24V, 0~3.75A	±3%	200mV	90.0%
GST90A48-P1M	48V, 0~1.87A	±2.5%	200mV	91.0%

Desktop (IEC 320-C14 / Class I) — 120W

Order No.	Output	Tol.	R&N	Effi.
GST120A12-R7B	12V, 0~8.5A	±5%	120mV	88.5%
GST120A15-R7B	15V, 0~7.0A	±5%	120mV	89.0%
GST120A20-□	20V, 0~6.0A	±5%	150mV	90.0%
GST120A24-□	24V, 0~5.0A	±3%	180mV	90.5%
GST120A48-□	48V, 0~2.5A	±2.5%	200mV	91.0%

□ = P1M / R7B



Features

- Global certificates
- Universal AC input / Full range
- No load power consumption < 0.15W (GST280A < 0.5W)
- Energy efficiency Level VI
- Comply with EISA 2007 / DoE, NRCAN, AU/NZ MEPS, Korea K-MEPS, EU ErP and CoC Version 5
- Built-in active PFC function
- 3 pole AC inlet IEC320-C14
- Class I power (with earth pin)
- Fanless design, high operating temperature up to +70°C
- Protections: Short circuit / Overload / Over voltage / Over temperature
- Fully enclosed plastic case
- LED indicator for power on
- 3 years warranty

General Specification



Order No.	GST160A	GST220A	GST280A
AC input voltage range	85~264VAC ; 120~370VDC		
AC inrush current (max.)	Cold start, 120A at 230VAC		
Overload protection	Range	105%~135% rated output power	
	Type	Hiccup mode, auto-recovery	
Over voltage protection	Range	105%~150% rated output power	
	Type	Shut down o/p voltage, re-power on to recover	
Set up, rise, hold up time	2000ms, 50ms, 20ms	2000ms, 20ms, 16ms	
Withstand voltage	I/P-O/P: 3kVAC, 1 minute		
Working temperature	-30~+70°C (refer to output derating curve)		
Safety standards	UL62368-1, CSA 22.2, TUV EN62368-1, BSMI CNS14336, CCC GB4943, PSE J62368-1, AS/NZS60950.1, KC K60950-1, BIS IS13252, EAC TP TC004; SIRIM MS IEC60950-1 (optional) approved (UL62368-1, CSA C22.2, TUV EN62368-1, BSMI CNS14336, CCC GB4943, AS/NZS60950.1, PSE J62368-1 for GST220A36-R7B)		
EMC standards	EN55032 class B, EN61000-3-2,3, EN61000-4-2,3,4,5,6,8,11, FCC part 15 class B, CNS13438, GB9254, GB17625.1, EAC TP TC 020		
Length of output cable	100cm of UL2464, 18AWGx4C for 12V 120cm of UL2464, 18AWGx4C for 15~48V	100cm of UL2464, 16AWGx4C	
Standard DC plug (refer to page 60 for DC plug list)	R7B: Power DIN 4P with lock type		6P/4.2mm pitch, MOLEX 39-01-2060 (power supply side); MOLEX 39-01-2061 (customer side, not provided with GST280A)

Desktop (IEC320-C14/Class I) — 160W

Order No.	Output	Tol.	R&N	Effi.
GST160A12-R7B	12V, 0~11.5A	±5%	80mV	90.0%
GST160A15-R7B	15V, 0~9.6A	±5%	100mV	91.0%
GST160A20-R7B	20V, 0~8.0A	±4%	150mV	93.0%
GST160A24-R7B	24V, 0~6.67A	±3%	180mV	93.0%
GST160A36-R7B	36V, 0~4.44A	±3%	180mV	92.0%
GST160A48-R7B	48V, 0~3.34A	±3%	240mV	94.0%

Desktop (IEC320-C14/Class I) — 280W

Order No.	Output	Tol.	R&N	Effi.
GST280A12-C6P	12V, 0~21A	±5%	120mV	90.0%
GST280A15-C6P	15V, 0~17A	±5%	120mV	90.0%
GST280A20-C6P	20V, 0~13A	±4%	150mV	92.0%
GST280A24-C6P	24V, 0~11.67A	±3%	200mV	93.0%
GST280A48-C6P	48V, 0~5.84A	±2%	200mV	94.0%

Desktop (IEC320-C14/Class I) — 220W

Order No.	Output	Tol.	R&N	Effi.
GST220A12-R7B	12V, 0~15.0A	±5%	80mV	90.0%
GST220A15-R7B	15V, 0~13.4A	±5%	100mV	90.0%
GST220A20-R7B	20V, 0~11.0A	±4%	120mV	92.0%
GST220A24-R7B	24V, 0~9.20A	±3%	150mV	93.5%
GST220A36-R7B	36V, 0~6.10A	±3%	200mV	93.0%
GST220A48-R7B	48V, 0~4.60A	±2%	200mV	94.5%

Optional Grayish Model



Optional grayish models (PANTONE Cool Gray 2C) are available for GST&GSM18/25/36 series. MOQ required. Please contact MEAN WELL sales representatives for more details.



Features

- Universal AC input / Full range
- No load power consumption <0.075W
- **Energy efficiency level VI**
- Comply with EISA 2007/DoE, EU ErP
- 2 pole US/European type plug
- Class II power (without earth pin)
- Protections: Short circuit / Over load / Over voltage
- Pass LPS
- Fully enclosed plastic case
- Approvals:
 - U type: UL / CUL / CB / FCC; E type: TUV / CB / CE
- 3 years warranty

General Specification (Please refer to www.meanwell.com for detail spec.)



Model No.	SGA12□	SGA18□	SGA25□
AC input voltage range	90~264VAC; 127~370VDC		
AC inrush current (max.)	Cold start, 60A at 230VAC	Cold start, 45A at 230VAC	Cold start, 60A at 230VAC
DC adjustment range	±10% rated output voltage		
Overload protection	Range	110%~250% rated output power	120%~180% rated output power
	Type	Hiccup mode, auto recovery	
Over voltage protection	Range	110%~140% rated output voltage	
	Type	Clamp by Zener diode	
Setup, rise, hold up time	1300ms, 50ms, 12ms	300ms, 30ms, 16ms	300ms, 60ms, 18ms
Withstand voltage	I/P-O/P: 4242VDC		
Working temperature	-20~+60°C (refer to output derating curve)		
Safety standards	U-Type: UL62368-1, CSA22.2, EAC TP TC 004 approved; E-Type: TUV EN62368-1, EAC TP TC 004 approved		
EMC standards	U-Type: FCC part15 class B; E-Type: EN55032 class B, EN61000-4-2,3,4,5,6,8,11, EN61000-3-2,3		
Length of output cable	100cm of 18AWG for SGA12□05~07-P1J 120cm of 22AWG for SGA12□09-P1J 180cm of 24AWG for SGA12□12~48-P1J	100cm of 16AWG for 5~9V 100cm of 18AWG for 12V 150cm of 22AWG for 15~48V	100cm of 16AWG for 5~12V 180cm of 18AWG for 15~18V 180cm of 20AWG for 24~48V
Standard DC Plug (refer to page 60 for DC plug list)	USB: Type A; P1J: 2.1øx5.5øx11mm / C+, tuning fork type		
Dimension (LxWxH)(mm)	62.2x 27.4x 39.7 (SGA12E) 62.2x 27.4x 45.5 (SGA12U)	75.5x 32x 47.5	

Wall-mounted — 12W

Model No.	Output	Tol.	R&N	Effi.
SGA12□05-USB	5V, 2.40A	±5%	50mV	80.0%
SGA12□05-P1J	5V, 2.40A	±5%	50mV	80.0%
SGA12□07-P1J	7.5V, 1.60A	±5%	50mV	83.0%
SGA12□09-P1J	9V, 1.33A	±3%	80mV	83.0%
SGA12□12-P1J	12V, 1.00A	±3%	80mV	83.0%
SGA12□15-P1J	15V, 0.80A	±3%	80mV	84.5%
SGA12□18-P1J	18V, 0.666A	±3%	80mV	85.0%
SGA12□24-P1J	24V, 0.50A	±2%	100mV	85.0%
SGA12□48-P1J	48V, 0.25A	±2%	100mV	86.0%

□ = U/E; U: American 2P, E: European 2P

Wall-mounted — 18W

Model No.	Output	Tol.	R&N	Effi.
SGA18□05-P1J	5V, 3.00A	±5%	80mV	80.5%
SGA18□09-P1J	9V, 2.00A	±5%	80mV	84.5%
SGA18□12-P1J	12V, 1.50A	±3%	80mV	84.0%


Model No.	Output	Tol.	R&N	Effi.
SGA18□15-P1J	15V, 1.20A	±3%	80mV	84.0%
SGA18□18-P1J	18V, 1.00A	±3%	80mV	84.5%
SGA18□24-P1J	24V, 0.75A	±2%	80mV	85.0%
SGA18□48-P1J	48V, 0.375A	±2%	120mV	86.0%

□ = U/E; U: American 2P, E: European 2P

Wall-mounted — 25W

Model No.	Output	Tol.	R&N	Effi.
SGA25□05-P1J	5V, 4.00A	±5%	80mV	82.0%
SGA25□07-P1J	7.5V, 2.93A	±5%	80mV	85.5%
SGA25□09-P1J	9V, 2.77A	±5%	80mV	86.0%
SGA25□12-P1J	12V, 2.08A	±3%	80mV	86.0%
SGA25□15-P1J	15V, 1.66A	±3%	80mV	86.5%
SGA25□18-P1J	18V, 1.38A	±3%	80mV	86.5%
SGA25□24-P1J	24V, 1.04A	±2%	80mV	87.0%
SGA25□48-P1J	48V, 0.52A	±2%	120mV	88.5%

□ = U/E; U: American 2P, E: European 2P



Features

- Universal AC input / Full range
- No load power consumption <0.075W for SGA40 and SGA60 5~7.5V; <0.15W for SGA60 9~48V
- Energy efficiency Level VI
- Comply with EISA 2007/DoE, EU ErP
- 2 pole US/European type plug

- Class II power (without earth pin)
- Protections: Short circuit / Overload / Over voltage
- Pass LPS
- Fully enclosed plastic case
- LED indicator for power on (60W only)
- 3 year warranty

General Specification



Model No.	SGA40□	SGA60□
AC input voltage range	90~264VAC; 127~370VDC	
AC inrush current (max.)	Cold start, 70A at 230VAC	Cold start, 80A at 230VAC
Overload protection	Hiccup mode, auto recovery	
Over voltage protection	110%~140% rated output voltage, clamp by Zener diode	
Setup, rise, hold up time	500ms, 100ms, 12ms	500ms, 50ms, 12ms
Withstand voltage	I/P-O/P:4242VDC, 1 minute	
Working temperature	-20~+50°C (refer to output derating curve)	
Safety standards	U-Type: UL62368-1, CSA 22.2, EAC TP TC004 approved; E-Type: TUV EN62368-1, EAC TP TC 004 approved; CH-Type: GB4943 (40W only)	
EMC standards	U-Type: FCC part15 Class B; E-Type: EN55032 Class B; CH-Type: GB9254(40W only)	
Length of output cable	100cm of 14AWG for 5V 100cm of 16AWG for 9~15V 150cm of 20AWG for 18~48V	100cm of 14AWG for 5~9V 100cm of 16AWG for 12~18V 150cm of 18AWG for 24~48V
Standard DC Plug	P1J: 2.1øx5.5øx11mm/C+, turning fork type	
Dimension (LxWxH)(mm)	75.5x 32x 47.5	93.5x 35x 51.5

Wall-mounted — 40W

Order No.	Output	Tol.	R&N	Effi.
SGA40□05-P1J	5V, 0~5.00A	±5%	120mV	84.0%
SGA40□09-P1J	9V, 0~4.44A	±5%	120mV	87.0%
SGA40□12-P1J	12V, 0~3.33A	±3%	120mV	86.5%
SGA40□15-P1J	15V, 0~2.66A	±2%	120mV	86.5%
SGA40□18-P1J	18V, 0~2.22A	±2%	120mV	87.0%
SGA40□24-P1J	24V, 0~1.67A	±2%	150mV	88.0%
SGA40□48-P1J	48V, 0~0.84A	±2%	150mV	89.0%

□ = U / E / CH, U: American 2P, E: European 2P, CH: China 2P

Wall-mounted — 60W

Order No.	Output	Tol.	R&N	Effi.
SGA60□05-P1J	5V, 0~6.00A	±5%	80mV	84%
SGA60□07-P1J	7.5V, 0~6.00A	±5%	80mV	86%
SGA60□09-P1J	9V, 0~5.50A	±5%	80mV	87%
SGA60□12-P1J	12V, 0~5.00A	±3%	80mV	88%
SGA60□15-P1J	15V, 0~4.00A	±3%	80mV	87%
SGA60□18-P1J	18V, 0~3.33A	±2%	80mV	88%
SGA60□24-P1J	24V, 0~2.50A	±2%	100mV	88%
SGA60□48-P1J	48V, 0~1.25A	±2%	120mV	91%

□ = U / E, U: American 2P, E: European 2P

Optional DC Plug List

Tuning Fork Style	Type No.	A OD	B ID	C L
	P1I	5.5	2.1	9.5
	P1J	5.5	2.1	11.0
	P1L	5.5	2.5	9.5
	P1M	5.5	2.5	11.0
	P1IR	5.5	2.1	9.5
	P1JR	5.5	2.1	11.0
	P1LR	5.5	2.5	9.5
	P1MR	5.5	2.5	11.0
Barrel Style	Type No.	A OD	B ID	C L
	P2I	5.5	2.1	9.5
	P2J	5.5	2.1	11.0
	P2L	5.5	2.5	9.5
	P2M	5.5	2.5	11.0
	P2IR	5.5	2.1	9.5
	P2JR	5.5	2.1	11.0
	P2LR	5.5	2.5	9.5
	P2MR	5.5	2.5	11.0
Lock Style	Type No.	A OD	B ID	C L
	P2S (S761K)	5.53	2.03	12.06
	P2K (761K)	5.53	2.54	12.06
	P2C (S760K)	5.53	2.03	9.52
	P2D (760K)	5.53	2.54	9.52
	SWITCHCRAFT original			
Mini Pin Style	Type No.	A OD	B ID	C L
	P3A	2.35	0.7	11.0
	P3B	4.0	1.7	11.0
	P3C	4.75	1.7	11.0
Mini. DIN 4 Pin with lock (male)	Type No.	Pin Assignment		
	R7B	PIN No.	Output	
		1	+Vo	
		2	-Vo	
		3	-Vo	
4	+Vo			
DIN 5 Pin (male)	Type No.	Pin Assignment		
	R1B	PIN No.	Output	
		1	-Vo	
		2	-Vo	
		3	+Vo	
		4	-Vo	
5	+Vo			
Stripped and tinned leads	Type No.	Pin Assignment		
	by customer	PIN No.	Output	
		1	+Vo	
2	-Vo			

- ▶ Minimum order quantity is varied for different models.
- ▶ Other options available by request, please refer to specification for more detail.

Industrial Adaptor

25~50W Triple Output Desktop Type



Features

- Universal AC input / Full range
- No load power consumption <0.3W
- **Energy efficiency Level VI**
- Protections:
 - Short circuit / Overload / Over voltage / Over temp. (GP25)
- Comply with EISA 2007/DoE, EU ErP
- Class I power unit (with earth pin) for A type; Class II power unit (without earth pin) for B type
- Fully enclosed plastic case
- LED indicator for power on
- **Dual output available (optional)**
- 3 years warranty

General Specification (Please refer to www.meanwell.com for detail spec.)



Model No.	GP25A	GP25B	GP50A
AC input voltage range	90~264VAC ; 135~370VDC		
AC inrush current (max.)	Cold start, 60A at 230VAC		Cold start, 45A at 230VAC
Overload protection	Hiccup mode, auto recovery		
Over voltage protection	110%~140% of +5V output		
Setup, rise, hold up time	800ms, 50ms, 20ms		1000ms, 50ms, 20ms
Withstand voltage	I/P-O/P:3kVAC, I/P-FG:1.5kVAC , 1 minute		
Working temperature	-20~+70°C (refer to output derating curve)		
Safety standards	UL62368-1, CSA22.2, TUV EN62368-1, EAC TP TC 004 approved		
EMC standards	EN55032 class B, EN61000-3-2,3, EN61000-4-2,3,4,5,6,11, FCC part15 class B		
Length of output cable	150cm of UL2464		100cm of UL2464
Standard DC Plug (refer to page 60 for DC plug)	R1B: DIN 5P		
Dimension (LxWxH)(mm)	107.5x 67x 36		146x 75.5x 43

29W VI GP25A/B Series

Order No.	Output	Tol.	R&N	Effi.	Max.
GP25□13A-R1B	5V, 0.5~2.5A	±5%	50mV	80.0%	28.5W
	12V, 0.2~1.2A	-5%~+10%	100mV		
	-5V, 0.1~0.3A	±3%	50mV		
GP25□13D-R1B	5V, 0.5~2.5A	±5%	60mV	80.0%	28W
	12V, 0.2~1.0A	±5%	120mV		
	-12V, 0.1~0.3A	±3%	50mV		
GP25□14E-R1B	5V, 0.5~2.5A	±5%	100mV	80.5%	29W
	15V, 0.1~0.8A	-5%~+15%	150mV		
	-15V, 0.1~0.3A	±3%	50mV		

□ = A / B; A: IEC 320-C14 / Class I, B: IEC 320-C8 / Class II

50W VI GP50A Series

Order No.	Output	Tol.	R&N	Effi.	Max.
GP50A13A-R1B	5V, 0.0~4.0A	±5%	50mV	84.0%	46.5W
	12V, 0.3~2.0A	±3%	100mV		
	-5V, 0.1~0.5A	-5%~+10%	100mV		
GP50A13D-R1B	5V, 0.0~4.0A	±5%	50mV	84.0%	50W
	12V, 0.3~2.0A	±3%	150mV		
	-12V, 0.1~0.5A	-5%~+8%	100mV		
GP50A14E-R1B	5V, 0.0~4.0A	±5%	50mV	84.5%	50W
	15V, 0.3~1.5A	±3%	150mV		
	-15V, 0.1~0.5A	-5%~+15%	150mV		
NEW GP50A58F (optional)	16V, 0.4~2A	±5%	180mV	86%	71.2W
	48V, 30~150mA	-5%~+10%	180mV		
	-16V, 0.4~2A	-5%~+10%	180mV		



Features

- IP67 design for power body
- Universal AC input / Full range (except for OWA-120E) AC input 180~264VAC only (OWA-120E)
- No load power consumption <0.15W
- Energy efficiency Level VI
- E-Type: meet CoC Version 5 (OWA-60E/90E); comply with EU ErP
- U-Type: Comply with EISA 2007/DoE and NRCan
- Built-in active PFC function (OWA-90/120)
- Class II power (without earth pin)
- Fanless design, cooling by free air convection
- Fully enclosed plastic case
- Protections: Short circuit / Over current / Over voltage / Over temperature
- Suitable for household appliances or the electronic applications at highly dusty or damp environment
- 5 years warranty

General Specification (Please refer to www.meanwell.com for detail spec.)

Model No.	OWA-60 □	OWA-90 □	OWA-120 □
AC input voltage range	90~264VAC; 127~370VDC (180~264VAC ; 254~370VDC for OWA-120E)		
AC inrush current (max.)	Cold start, 65A at 230VAC		Cold start, 60A at 230VAC
Overload protection	E-Type: 105~115% hiccup mode, auto-recovery; U-Type: 95~108% constant current limiting, auto-recovery		
Over voltage protection	110%~140% rated output voltage, re-power on to recover		
Over temperature protection	Shut down output voltage, re-power on to recover		
Withstand voltage	I/P-O/P: 3.75KVAC		
Working temperature	-35~+70°C		-40~+70°C (refer to output derating curve)
Safety standards	E-Type: DEKRA EN60335-1(except for 48~54V), EN61558-1, EN61558-2-16 approved; U-Type: UL8750 listed approved, EAC TP TC 004	E-Type: DEKRA EN60335-1(except for 42~54V), EN61558-1, EN61558-2-16 approved; U-Type: UL8750 listed approved, EAC TP TC 004	E-Type: DEKRA EN60335-1(except for 48~54V), EN61558-1, EN61558-2-16 approved; U-Type: UL8750 listed approved, EAC TP TC 004
EMC standards	E-Type: EN55032 class B, EN55014, EN61000-3-2,-3; U-Type: FCC Part 15, EAC TP TC 020		
Standard plug	Input	E-Type: CEE 7/7 EU plug; U-Type: NEMA 1-15P plug	
	Output	2.1øx5.5øx11mm / C+, tuning fork type	E-Type: XLR 4P, male type; U-Type: P1M, 2.5øx5.5øx11mm / C+, tuning fork type (OWA-90U 20~54V only) or R7B, Power DIN 4P with lock type
Length of cable	Input	E-Type: 150cm of H05RN-F 1.0mm ² x2C; U-Type: 150cm of SVT 18AWGx2C	
	Output	E-Type: 30cm of H05RN-F 1.0mm ² x2C U-Type: 30cm of UL1185 16AWG x2C	E-Type: 30cm of H05RN-F 1.0mm ² x2C U-Type: 30cm of UL2464 18AWG x4C for R7B; 30cm of UL2464 16AWGx2C for P1M
Dimension (LxWxH)(mm)	130x 53x 35	171x 63x 37.5	191x 63x 37.5

OWA-60 Series

Model No.	Output	Tol.	R&N	Effi.
OWA-60 □ -12	12V, 0~5A	±4.0%	150mV	88%
OWA-60 □ -15	15V, 0~4A	±4.0%	150mV	89%
OWA-60 □ -20	20V, 0~3A	±4.0%	150mV	89%
OWA-60 □ -24	24V, 0~2.5A	±3.0%	150mV	90%
OWA-60 □ -30	30V, 0~2A	±3.0%	200mV	90%
OWA-60 □ -36	36V, 0~1.67A	±2.0%	200mV	90%
OWA-60 □ -42	42V, 0~1.5A	±1.0%	250mV	90%
OWA-60 □ -48	48V, 0~1.25A	±1.0%	250mV	91%
OWA-60 □ -54	54V, 0~1.12A	±1.0%	350mV	91%

□ = E / U ; E: European 2P, U: American 2P

OWA-90 □ -30-▲	30V, 0~3A	±3.0%	200mV	90%
OWA-90 □ -36-▲	36V, 0~2.5A	±2.0%	200mV	91%
OWA-90 □ -42-▲	42V, 0~2.15A	±1.0%	250mV	91%
OWA-90 □ -48-▲	48V, 0~1.88A	±1.0%	250mV	91%
OWA-90 □ -54-▲	54V, 0~1.67A	±1.0%	350mV	91%

□ = E / U ; ▲ = Blank(R7B)/P1M

OWA-90 Series

Model No.	Output	Tol.	R&N	Effi.
OWA-90 □ -12	12V, 0~7.5A	±4.0%	150mV	89%
OWA-90 □ -15	15V, 0~6A	±4.0%	150mV	90%
OWA-90 □ -20-▲	20V, 0~4.5A	±4.0%	150mV	90%
OWA-90 □ -24-▲	24V, 0~3.75A	±3.0%	150mV	90%

OWA-120 Series

Model No.	Output	Tol.	R&N	Effi.
OWA-120E-12	12V, 0~9.6A	±4.0%	150mV	87.5%
OWA-120U-12	12V, 0~10A	±4.0%	150mV	87.5%
OWA-120 □ -15	15V, 0~8A	±4.0%	150mV	89.0%
OWA-120 □ -20	20V, 0~6A	±4.0%	150mV	90.0%
OWA-120 □ -24	24V, 0~5A	±4.0%	150mV	90.5%
OWA-120 □ -30	30V, 0~4A	±3.0%	200mV	90.0%
OWA-120 □ -36	36V, 0~3.4A	±2.0%	200mV	90.0%
OWA-120 □ -42	42V, 0~2.9A	±1.0%	250mV	90.5%
OWA-120 □ -48	48V, 0~2.5A	±1.0%	250mV	90.5%
OWA-120 □ -54	54V, 0~2.3A	±1.0%	350mV	90.5%

□ = E / U ; E: European 2P, U: American 2P

Medical Adaptor

6~25W Desktop & Wall-mounted Type



Features

- Universal AC input / Full range
- **Medical safety approved(2xMOPP)**
- Suitable for BF application with appropriate system consideration
- Extremely low leakage current
- No load power consumption <0.075~0.3W by models
- **Energy efficiency Level VI** (GSM06 and GSM18/25 5~9V for Level V)
- Comply with EISA 2007/DoE, NRCAN, AU/NZ MEPS, EU ErP and meet CoC Version 5(GSM18/25); EISA 2007 and EU ErP(GSM06)
- Class II power(without earth pin)
- 2 pole USA / EURO plug or IEC320-C8
- Protections: Short circuit / Overload / Over voltage
- Fully enclosed plastic case
- LED indicator for power on(except for GSM06/12)
- Optional lock type DC plug
- Certificates: B-Type: UL / CUL / TUV / CB / EAC / FCC / CE
U-Type: UL / CUL / CB / EAC / FCC
E-Type: TUV / CB / EAC / CE
- 3 years warranty

General Specification (Please refer to www.meanwell.com for detail spec.)



Order No.	GSM06□	GSM12□	GSM18□	GSM25□
AC input voltage range	80~264VAC; 113~370VDC			
Leakage current	<50μA	<100μA	<50μA	
AC inrush current (max.)	Cold start, 30A at 230VAC	Cold start, 60A at 230VAC	Cold start, 55A at 230VAC	
Setup, rise, hold up time	1000ms, 50ms, 12ms	500ms, 30ms, 16ms	500ms, 30ms, 16ms	
Withstand voltage	I/P-O/P: 5656VDC		I/P-O/P: 4kVAC	
Working temperature	0~+50°C	-20~+70°C	-25~+60°C (refer to output derating curve)	
Safety standards	B-Type(except for GSM06/12): ANSI/AAMI ES60601-1/ES60601-1-11, CAN/CSA-C22, TUV EN60601-1 / EN60601-1-11, EAC TP TC 004 approved U-Type: ANSI/AAMI ES60601-1, ES60601-1-11, CAN/CSA-C22, EAC TP TC 004 approved E-Type: TUV EN60601-1 / EN60601-1-11, EAC TP TC 004 approved			
EMC standards	B-Type(except for GSM06/12): EN55011 class B, EN61000-3-2,3, EN61000-4-2,3,4,5,6,8,11, EN61204-3, EN60601-1-2 medical level, FCC Part 15 class B, EAC TP TC 020 U-Type: FCC Part 15 class B, EAC TP TC 020 E-Type: EN55011 class B, EN61000-3-2,3, EN61000-4-2,3,4,5,6,8,11, EN61204-3, EN60601-1-2 medical level, EAC TP TC 020			
Length of output cable	120cm of UL2468, 22AWG for 5~9V; 180cm of UL2468, 24AWG for 12~24V	100cm of UL2468, 18AWG for 5~7.5V 120cm of UL2468, 22AWG for 9V 180cm of UL2468, 22AWG for 12~48V	120cm of UL1185, 16AWG for GSM18/25 5~9V; 180cm of UL1185, 16AWG for GSM25 12V; 180cm of UL1185, 18AWG for GSM18 12~48V and GSM25 15~48V	
Standard DC plug	P1J: 2.1øx 5.5øx 11mm / C+, tuning fork type (refer to page 60 for DC plug list)			
Dimension (LxWxH)(mm)	66x 32x 42.5	62.2x 27.4x 39.7	79x 54x 33	

Wall-mounted — 6W

Order No.	Output	Tol.	R&N	Effi.	Order No.	Output	Tol.	R&N	Effi.
GSM06□05-P1J	5V, 0~1.20A	±5%	50mV	68%	GSM06□15-P1J	15V, 0~0.40A	±5%	120mV	79%
GSM06□06-P1J	6V, 0~1.00A	±5%	50mV	74%	GSM06□18-P1J	18V, 0~0.33A	±5%	150mV	80%
GSM06□07-P1J	7.5V, 0~0.80A	±5%	80mV	74%	GSM06□24-P1J	24V, 0~0.25A	±4%	180mV	82%
GSM06□09-P1J	9V, 0~0.66A	±5%	80mV	76%	□ = U / E ; U: American 2P, E: European 2P				
GSM06□12-P1J	12V, 0~0.50A	±5%	100mV	77%					

Wall-mounted — 12W

Order No.	Output	Tol.	R&N	Effi.	Order No.	Output	Tol.	R&N	Effi.
GSM12□05-USB	5V, 0~2.40A	±5%	60mV	80%	GSM12□15-P1J	12V, 0~0.8A	±3%	80mV	84%
GSM12□05-P1J	5V, 0~2.40A	±5%	60mV	80%	GSM12□18-P1J	18V, 0~0.66A	±3%	80mV	85%
GSM12□07-P1J	6V, 0~1.00A	±5%	60mV	82%	GSM12□24-P1J	24V, 0~0.50A	±2%	80mV	85%
GSM12□09-P1J	7.5V, 0~1.33A	±4%	60mV	82%	GSM12□48-P1J	48V, 0~0.25A	±2%	100mV	87%
GSM12□12-P1J	9V, 0~1.00A	±3%	80mV	82.5%	□ = U / E ; U: American 2P, E: European 2P				

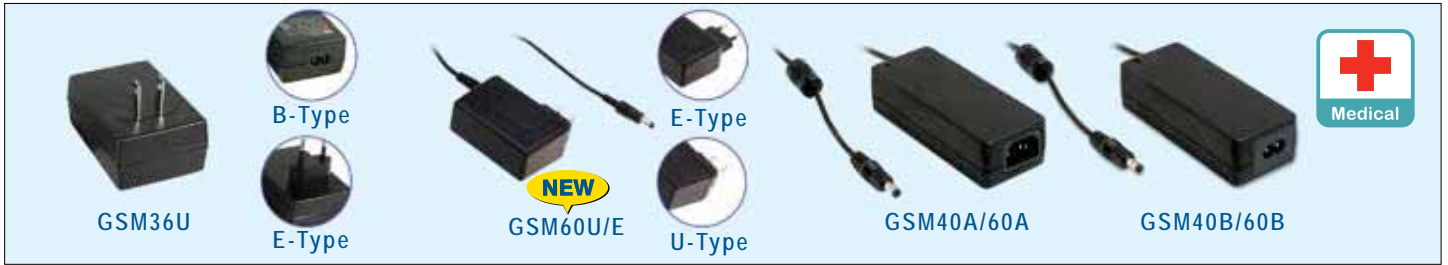
Desktop / Wall-mounted — 18W

Order No.	Output	Tol.	R&N	Effi.	Order No.	Output	Tol.	R&N	Effi.
GSM18□05-P1J	5V, 0~3.00A	±5%	60mV	80%	GSM18□18-P1J	18V, 0~1.00A	±3%	150mV	86%
GSM18□07-P1J	7.5V, 0~2.00A	±5%	80mV	83%	GSM18□24-P1J	24V, 0~0.75A	±2%	180mV	87%
GSM18□09-P1J	9V, 0~2.00A	±5%	80mV	84%	GSM18□48-P1J	48V, 0~0.375A	±2%	240mV	88%
GSM18□12-P1J	12V, 0~1.50A	±3%	120mV	85%	□ = B / U / E ; B: IEC320-C8, U: American 2P, E: European 2P				
GSM18□15-P1J	15V, 0~1.20A	±3%	120mV	85.5%					

Desktop / Wall-mounted — 25W

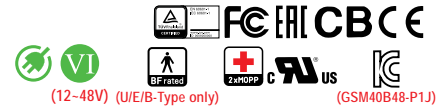
Order No.	Output	Tol.	R&N	Effi.	Order No.	Output	Tol.	R&N	Effi.
GSM25□05-P1J	5V, 0~4.00A	±6%	60mV	80%	GSM25□18-P1J	18V, 0~1.38A	±3%	150mV	86%
GSM25□07-P1J	7.5V, 0~2.93A	±5%	80mV	83%	GSM25□24-P1J	24V, 0~1.04A	±2%	180mV	87%
GSM25□09-P1J	9V, 0~2.77A	±5%	80mV	84%	GSM25□48-P1J	48V, 0~0.52A	±2%	240mV	88%
GSM25□12-P1J	12V, 0~2.08A	±3%	120mV	86%	□ = B / U / E ; B: IEC320-C8, U: American 2P, E: European 2P				
GSM25□15-P1J	15V, 0~1.66A	±3%	120mV	86%					

Medical Adaptor 36~60W Wall-mounted & Desktop Type



Features

- Medical safety approved(2xMOPP)
- Suitable for BF application with appropriate system consideration (U/E/B-Type only)
- Extremely low leakage current
- Energy efficiency Level VI (5~9V for Level V)
- Comply with EISA 2007/DoE, NRCAN, AU/NZ MEPS, EU ErP and meet CoC Version 5
- Class I(with earth Pin): A-Type
- Class II(without earth Pin): B/U/E-Type
- Protections: Short circuit / Overload / Over voltage / Over temperature (GSM60A/B)
- LED indicator for power on (except for GSM60U/E)
- 3 years warranty



General Specification (Please refer to www.meanwell.com for detail spec.)

Order No.	GSM36□	GSM60U	GSM60E	GSM40A	GSM60A	GSM40B	GSM60B
AC input voltage range	80~264VAC; 113~370VDC						
Leakage current	<50μA		U/E/A-Type: <100μA, B-Type: <50μA				
Withstand voltage	I/P-O/P: 4kVAC		A-Type: I/P-O/P: 4kVAC, I/P-FG: 2kVAC, O/P-FG: Short ; B-Type: I/P-O/P: 4kVAC E/U-Type: 5656VDC				
Working temperature	-25~+60°C		-30~+70°C (refer to output derating curve)				
Safety standards	A-Type: ANSI/AAMI ES60601-1, CAN/CSA-C22, TUV EN60601-1, EAC TP TC 004 approved B/E-Type: ANSI/AAMI ES60601-1, CAN/CSA-C22, ES60601-1-11 , TUV EN60601-1 / EN60601-1-11 , EAC TP TC 004 approved U-Type: ANSI/AAMI ES60601-1, CAN/CSA-C22, ES60601-1-11						
EMC standards	GSM36 B-Type: EN55011 class B, EN61000 -3-2,3, EN61000-4-2,3,4,5,6,8,11, EN61204-3, EN60 601-1-2 medical level, FCC Part 15 class B, EAC TP TC 020; KC K60950.1 for GSM40B48-P1J only U-Type: FCC Part 15 class B, EAC TP TC 020 E-Type: EN55011 class B, EN61000-3-2,3, EN61000-4-2,3,4,5,6,8,11, EN61204-3, EN60601-1-2 medical level, EAC TP TC 020 GSM40/60 EN55011 class B, EN61000-3-2,3, EN61000-4-2,3,4,5,6,8,11, EN61204-3, EN60601-1-2 medical level, FCC Part 15 class B						
Length of output cable	GSM36 120cm of UL1185, 16AWG for 5~9V; 180cm of UL1185, 16AWG for 12V~48V; GSM40/60 100cm: GSM60U/E 5~18V, GSM40A/B 5~12V and GSM60A/B 5~15V 150cm: GSM60U/E 24~48V, GSM40A/B 15~48V and GSM60A/B 18~48V						
Standard DC plug (refer to page 60 for DC plug list)	P1J: 2.1øx5.5øx11mm/c+, tuning fork type						
Dimension (LxWxH)(mm)	79x 54x 33		75.5x 32x 47.5 (Slim Width)		125x 50x 31.5		

Desktop/ Wall-mounted — 36W

Order No.	Output	Tol.	R&N	Effi.
GSM36□05-P1J	5V, 0~4.50A	±6%	80mV	80%
GSM36□07-P1J	7.5V, 0~4.32A	±5%	80mV	83%
GSM36□09-P1J	9V, 0~4.00A	±5%	80mV	84%
GSM36□12-P1J	12V, 0~3.00A	±3%	120mV	86%
GSM36□15-P1J	15V, 0~2.40A	±3%	120mV	87%
GSM36□18-P1J	18V, 0~2.00A	±3%	150mV	87%
GSM36□24-P1J	24V, 0~1.50A	±2%	180mV	87%
GSM36□48-P1J	48V, 0~0.75A	±2%	240mV	88%

□ = B / U / E ;
B: IEC320-C8, U: American 2P, E: European 2P

Desktop — 40W

Order No.	Output	Tol.	R&N	Effi.
GSM40□05-P1J	5V, 0.1~5A	±5%	80mV	81.0%
GSM40□07-P1J	7.5V, 0.1~5.34A	±5%	80mV	85.5%
GSM40□09-P1J	9V, 0.1~4.45A	±5%	100mV	86.0%
GSM40□12-P1J	12V, 0.1~3.34A	±3%	100mV	88.0%
GSM40□15-P1J	15V, 0.1~2.67A	±3%	100mV	88.5%
GSM40□18-P1J	18V, 0.1~2.22A	±3%	120mV	89.0%
GSM40□24-P1J	24V, 0.1~1.67A	±2.5%	150mV	90.0%
GSM40□48-P1J	48V, 0.1~0.84A	±2.5%	150mV	91.0%

□ = A / B ; A: IEC 320-C14 / Class I, B: IEC 320-C8 / Class II

Wall-mounted — 60W

Order No.	Output	Tol.	R&N	Effi.
GSM60□05-P1J	5V, 0~6.00A	±5%	100mV	80%
GSM60□07-P1J	7.5V, 0~6.00A	±5%	100mV	85%
GSM60□09-P1J	9V, 0~5.50A	±5%	100mV	87%
GSM60□12-P1J	12V, 0~4.50A	±5%	100mV	88%
GSM60□15-P1J	15V, 0~4.00A	±5%	120mV	88%
GSM60□18-P1J	18V, 0~3.33A	±3%	120mV	88%
GSM60□24-P1J	24V, 0~2.50A	±3%	120mV	88%
GSM60□48-P1J	48V, 0~1.25A	±3%	150mV	90%

□ = U / E ; U: American 2P, E: European 2P

Desktop — 60W

Order No.	Output	Tol.	R&N	Effi.
GSM60□05-P1J	5V, 0.1~6A	±5%	80mV	81.5%
GSM60□07-P1J	7.5V, 0.1~6A	±5%	80mV	86.0%
GSM60□09-P1J	9V, 0.1~6A	±5%	100mV	87.5%
GSM60□12-P1J	12V, 0.1~5A	±3%	100mV	88.0%
GSM60□15-P1J	15V, 0.1~4A	±3%	100mV	88.5%
GSM60□18-P1J	18V, 0.1~3.33A	±3%	120mV	89.0%
GSM60□24-P1J	24V, 0.1~2.5A	±3%	150mV	90.0%
GSM60□48-P1J	48V, 0.1~1.25A	±2.5%	200mV	91.5%

□ = A / B ; A: IEC 320-C14 / Class I, B: IEC 320-C8 / Class II



Features

- Universal AC input / Full range
- **Medical safety approved (2xMOPP)**
- Suitable for BF application with appropriate system consideration (B-Type only)
- Extremely low leakage current
- No load power consumption <0.15W
- **Energy efficiency Level VI**
- Comply with EISA 2007/DoE, NRCAN, AU/NZ MEPS, EU ErP and meet CoC Version 5
- Built-in active PFC function
- High efficiency up to 91.5%
- A-Type: Class I (with earth Pin); B-Type: Class II (without earth Pin)
- Protections: Short circuit / Overload / Over voltage / Over temp.
- Fully enclosed plastic case
- LED indicator for power on
- Optional lock type DC plug
- 3 years warranty

General Specification (Please refer to www.meanwell.com for detail spec.)



Order No.	GSM90A	GSM90B	GSM120A	GSM120B	
AC input voltage range	80~264VAC; 113~370VDC				
Leakage current	<100μA				
AC inrush current (max.)	Cold start, 60A at 230VAC		Cold start, 70A at 230VAC		
Overload protection	Range	110%~150% rated output power		105%~160% rated output power	
	Type	Hiccup mode, auto-recovery			
Over voltage protection	Range	105%~135% rated output voltage			
	Type	Shut down o/p voltage, re-power on to recover			
Setup, rise, hold up time	1000ms, 50ms, 40ms	1000ms, 50ms, 30ms	1500ms, 30ms, 40ms		
Withstand voltage	A-Type: I/P-O/P: 4kVAC, I/P-FG: 2kVAC, O/P-FG: Short B-Type: I/P-O/P: 4kVAC		A-Type: I/P-O/P: 4kVAC, I/P-FG: 2kVAC, O/P-FG: 0.5kVAC, B-Type: I/P-O/P: 4kVAC		
Working temperature	-30~+70°C (refer to output derating curve)				
Safety standards	A-Type: ANSI/AAMI ES60601-1, CAN/CSA-C22, TUV EN60601-1, EAC TP TC 040 approved B-Type: ANSI/AAMI ES60601-1, CAN/CSA-C22, ES60601-1-11 , TUV EN60601-1, EN60601-1-11 , EAC TP TC 004 approved				
EMC standards	EN55011 class B, EN61000-3-2,3, EN61000-4-2,3,4,5,6,8,11, EN61204-3, EN60601-1-2 medical level, FCC Part 15 class B, EAC TP TC 020				
Length of output cable	100cm of UL1185, 14AWG for 12~15V; 120cm of UL1185, 16AWG for 19~48V		100cm of UL2464, 18AWGx4C for 12V; 120cm of UL2464, 18AWGx4C for 15~48V		
Standard DC plug (refer to page 60 for DC plug list)	P1M: 2.5øx5.5øx11mm/c+, tuning fork type		R7B: Power DIN 4P with lock type		
Dimension (LxWxH)(mm)	145x 60x 32		167x 67x 35		

Desktop (IEC 320-C14 / Class I) — 90W

Order No.	Output	Tol.	R&N	Effi.
GSM90A12-P1M	12V, 0~6.67A	±5%	120mV	88.0%
GSM90A15-P1M	15V, 0~6.00A	±5%	120mV	89.0%
GSM90A19-P1M	19V, 0~4.74A	±4%	120mV	89.0%
GSM90A24-P1M	24V, 0~3.75A	±3%	180mV	90.0%
GSM90A48-P1M	48V, 0~1.87A	±2.5%	200mV	91.0%

Desktop (IEC 320-C8 / Class II) — 90W

Order No.	Output	Tol.	R&N	Effi.
GSM90B12-P1M	12V, 0~6.67A	±5%	120mV	88.0%
GSM90B15-P1M	15V, 0~6.00A	±5%	120mV	89.0%
GSM90B19-P1M	19V, 0~4.74A	±4%	120mV	89.0%
GSM90B24-P1M	24V, 0~3.75A	±3%	180mV	90.0%
GSM90B48-P1M	48V, 0~1.87A	±2.5%	200mV	91.0%

Desktop (IEC 320-C14 / Class I) — 120W

Order No.	Output	Tol.	R&N	Effi.
GSM120A12-R7B	12V, 0~8.50A	±5%	100mV	88.0%
GSM120A15-R7B	15V, 0~7.00A	±5%	120mV	89.0%
GSM120A20-R7B	20V, 0~6.00A	±4%	180mV	89.0%
GSM120A24-R7B	24V, 0~5.00A	±3%	180mV	90.0%
GSM120A48-R7B	48V, 0~2.50A	±2.5%	200mV	91.5%

Desktop (IEC 320-C8 / Class II) — 120W

Order No.	Output	Tol.	R&N	Effi.
GSM120B12-R7B	12V, 0~8.50A	±5%	100mV	88.0%
GSM120B15-R7B	15V, 0~7.00A	±5%	120mV	89.0%
GSM120B20-R7B	20V, 0~6.00A	±4%	150mV	89.0%
GSM120B24-R7B	24V, 0~5.00A	±3%	180mV	90.0%
GSM120B48-R7B	48V, 0~2.50A	±2.5%	200mV	91.5%



Features

- Universal AC input / Full range
- **Medical safety approved (2xMOPP)**
- Suitable for BF application with appropriate system consideration (B-Type only)
- Extremely low leakage current
- No load power consumption < 0.15W
- **Energy efficiency Level VI**
- Comply with EISA 2007/DoE, NRCAN, AU/NZ MEPS, EU ErP and meet CoC Version 5
- Built-in active PFC function
- High efficiency up to 94.5%
- **Fanless design, high operating temperature up to +70°C**
- A-Type: Class I (with earth Pin); B-Type: Class II (without earth Pin)
- Protections: Short circuit / Overload / Over voltage / Over temp.
- Fully enclosed plastic case
- LED indicator for power on
- 3 years warranty

General Specification (Please refer to www.meanwell.com for detail spec.)



Order No.	GSM160A	GSM160B	GSM220A	GSM220B	
AC input voltage range	80~264VAC; 113~370VDC				
Leakage current	<90μA		<100μA		
AC inrush current (max.)	Cold start, 110A at 230VAC				
Overload protection	Range	105%~150% rated output power		105%~135% rated output power	
	Type	Hiccup mode, auto-recovery			
Over voltage protection	Range	105%~135% rated output voltage			
	Type	Shut down o/p voltage, re-power on to recover			
Setup, rise, hold up time	2000ms, 50ms, 24ms				
Withstand voltage	A-Type: I/P-O/P: 4kVAC, I/P-FG: 2kVAC, O/P-FG: 0.5kVAC; B-Type: I/P-O/P: 4kVAC				
Working temperature	-30~+70°C (refer to output derating curve)				
Safety standards	A-Type: ANSI/AAMI ES60601-1, CAN/CSA-C22, TUV EN60601-1, EAC TP TC 004 approved B-Type: ANSI/AAMI ES60601-1, CAN/CSA-C22, ES60601-1-11 , TUV EN60601-1, EAC TP TC 004, EN60601-1-11 approved				
EMC standards	EN55011 class B, EN61000-3-2,3, EN61000-4-2,3,4,5,6,8,11, EN61204-3, EN60601-1-2 medical level, FCC Part 15 class B, EAC TP TC 020				
Length of output cable	100cm of UL2464, 16AWGx4C for 12V; 120cm of UL2464, 18AWGx4C for 15~48V		100cm of UL2464, 16AWGx4C		
Standard DC plug (refer to page 60 for DC plug list)	R7B: power DIN 4P with lock type				
Dimension (LxWxH)(mm)	175x 72x 35		210x 85x 46		

Desktop (IEC 320-C14 / Class I) – 160W

Order No.	Output	Tol.	R&N	Effi.
GSM160A12-R7B	12V, 0~11.5A	±5%	80mV	90.0%
GSM160A15-R7B	15V, 0~9.6A	±5%	100mV	91.0%
GSM160A20-R7B	20V, 0~8.0A	±4%	120mV	92.5%
GSM160A24-R7B	24V, 0~6.67A	±3%	180mV	93.0%
GSM160A48-R7B	48V, 0~3.34A	±3%	200mV	94.0%

Desktop (IEC 320-C8 / Class II) – 160W

Order No.	Output	Tol.	R&N	Effi.
GSM160B12-R7B	12V, 0~11.5A	±5%	80mV	90.0%
GSM160B15-R7B	15V, 0~9.6A	±5%	100mV	91.0%
GSM160B20-R7B	20V, 0~8.0A	±4%	120mV	92.5%
GSM160B24-R7B	24V, 0~6.67A	±3%	180mV	93.5%
GSM160B48-R7B	48V, 0~3.34A	±3%	200mV	94.0%

Desktop (IEC 320-C14 / Class I) – 220W

Order No.	Output	Tol.	R&N	Effi.
GSM220A12-R7B	12V, 0~15.0A	±5%	80mV	90.0%
GSM220A15-R7B	15V, 0~13.4A	±5%	80mV	90.0%
GSM220A20-R7B	20V, 0~11.0A	±4%	120mV	92.0%
GSM220A24-R7B	24V, 0~9.20A	±3%	120mV	93.5%
GSM220A48-R7B	48V, 0~4.60A	±2%	150mV	94.5%

Desktop (IEC 320-C8 / Class II) – 220W

Order No.	Output	Tol.	R&N	Effi.
GSM220B12-R7B	12V, 0~15.0A	±5%	80mV	90.0%
GSM220B15-R7B	15V, 0~13.4A	±5%	80mV	90.0%
GSM220B20-R7B	20V, 0~11.0A	±4%	120mV	92.0%
GSM220B24-R7B	24V, 0~9.20A	±3%	120mV	93.5%
GSM220B48-R7B	48V, 0~4.60A	±2%	180mV	94.5%



Features

- Interchangeable AC plugs (plug kit sold separately)
- Medical safety approved (2xMOPP)
- Suitable for BF application with appropriate system consideration
- No load power consumption <0.075W (<0.1W for GEM12I18V/48V and GEM30I/40I, <0.15W for GEM60I)
- Energy efficiency Level VI
- Comply with EISA 2007/DoE and EU ErP
- Class II power (without earth pin)
- Protections: Short circuit / Overload / Over voltage
- Extremely low leakage current
- Fully enclosed plastic case
- 3 years warranty

General Specification (Please refer to www.meanwell.com for detail spec.)



Order No.	GEM12I	GEM18I	GEM30I	GEM40I	GEM60I
AC input voltage range	80~264VAC; 113~370VDC				
Leakage current	<100µA				
Withstand voltage	I/P-O/P: 5656VDC, 1 minute				
Working temperature	-20~+70°C	-20~+50°C	-25~+70°C (refer to output derating curve)		-30~+70°C
Safety standards	ANSI/AAMI ES60601-1/60601-1-11, CAN/CSA-C22, TUV EN60601-1/60601-1-11 approved (GEM18I TUV&UL60601-1 only)				
EMC standards	EN55011 Class B, EN61000-3-2,3, EN61000-4-2,3,4,5,6,8,11, FCC part18 class B				
Length of output cable	5~7.5V: 100cm 9V: 120cm 12~48V: 180cm	5~12V: 100cm 15~48V: 150cm	5~12V: 100cm 15~24V: 150cm 48V: 180cm	5~15V: 100cm 18~48V: 150cm	5~18V: 100cm 24~48V: 150cm
Standard DC plug	P1J: 2.1øx5.5øx11mm/C+, turning fork type (refer to page 60 for DC plug list)				

Wall-mounted(Interchangeable Type)—12W

Order No. (main body)	Output	Tol.	R&N	Effi.
GEM12I05-P1JUSB	5V, 0~2.4A	±5%	60mV	80%
GEM12I05-P1J	5V, 0~2.4A	±5%	60mV	80%
GEM12I07-P1J	7.5V, 0~1.6A	±5%	60mV	82%
GEM12I09-P1J	9V, 0~1.33A	±4%	60mV	82%
GEM12I12-P1J	12V, 0~1A	±3%	80mV	82.5%
GEM12I15-P1J	15V, 0~0.8A	±3%	80mV	84%
GEM12I18-P1J	18V, 0~0.66A	±3%	80mV	84%
GEM12I24-P1J	24V, 0~0.5A	±2%	80mV	85%
GEM12I48-P1J	48V, 0~0.25A	±2%	100mV	87%

Order No. (main body)	Output	Tol.	R&N	Effi.
GEM30I12-P1J	12V, 0~2.50A	±3%	100mV	87%
GEM30I15-P1J	15V, 0~2.00A	±3%	100mV	87%
GEM30I18-P1J	18V, 0~1.66A	±2%	100mV	88%
GEM30I24-P1J	24V, 0~1.25A	±2%	100mV	88.5%
GEM30I48-P1J	48V, 0~0.62A	±2%	100mV	90%

Wall-mounted(Interchangeable Type)—18W

Order No. (main body)	Output	Tol.	R&N	Effi.
GEM18I05-P1J	5V, 0~3.00A	±5%	60mV	80%
GEM18I09-P1J	9V, 0~2.00A	±5%	60mV	84%
GEM18I12-P1J	12V, 0~1.50A	±3%	80mV	84%
GEM18I15-P1J	15V, 0~1.20A	±3%	80mV	84%
GEM18I18-P1J	18V, 0~1.00A	±2%	80mV	84%
GEM18I24-P1J	24V, 0~0.75A	±2%	80mV	85%
GEM18I48-P1J	48V, 0~0.38A	±2%	80mV	87%

Wall-mounted(Interchangeable Type)—40W

Order No. (main body)	Output	Tol.	R&N	Effi.
GEM40I05-P1J	5V, 0~5.00A	±5%	100mV	84%
GEM40I09-P1J	9V, 0~4.00A	±5%	100mV	87%
GEM40I12-P1J	12V, 0~3.33A	±3%	100mV	88%
GEM40I15-P1J	15V, 0~2.66A	±3%	120mV	88%
GEM40I18-P1J	18V, 0~2.22A	±2%	120mV	88%
GEM40I24-P1J	24V, 0~1.67A	±2%	120mV	89%
GEM40I48-P1J	48V, 0~0.80A	±2%	200mV	90.5%

Wall-mounted(Interchangeable Type)—30W

Order No. (main body)	Output	Tol.	R&N	Effi.
GEM30I05-P1J	5V, 0~4.00A	±5%	100mV	82%
GEM30I07-P1J	7.5V, 0~3.33A	±5%	100mV	86%
GEM30I09-P1J	9V, 0~3.33A	±5%	100mV	87%

Wall-mounted(Interchangeable Type)—60W

Order No. (main body)	Output	Tol.	R&N	Effi.
GEM60I05-P1J	5V, 0~6.00A	±5%	100mV	80%
GEM60I07-P1J	7.5V, 0~6.00A	±5%	100mV	85%
GEM60I09-P1J	9V, 0~5.50A	±5%	100mV	87%
GEM60I12-P1J	12V, 0~4.50A	±5%	100mV	88%
GEM60I15-P1J	15V, 0~4.00A	±5%	120mV	88%
GEM60I18-P1J	18V, 0~3.33A	±3%	120mV	88%
GEM60I24-P1J	24V, 0~2.50A	±3%	120mV	88%
GEM60I48-P1J	48V, 0~1.25A	±3%	150mV	90%

Interchangeable AC Plug Specifically for GEM12/18/30/40I/60I

AC Plug Type and Order No.				
AC Plug-AU2	AC Plug-UK2	AC Plug-EU2	AC Plug-US2	AC Plug-MIX2
Australian Type	U.K. Type	European Type	U.S. Type	Mixed Four Type

▶ The main body unit and AC plug should be ordered separately. The main body needs to be used along with any one of the AC plug.

30W Green Adaptor with Charging Function

- Universal AC input / Full range
- Class II power (without earth pin)
- **No load power consumption <1W**
- Constant current and voltage (CC, CV mode)
- High reliability
- Suitable for high surge current equipment
- Protections: Short circuit / Overload / Over voltage / Over temp.
- 2 color LED indicator for charging status
- Fully enclosed plastic case
- 2 years warranty



AC input voltage range 90~264VAC; 127~370VDC
 Overload protection 90%~110% constant current mode and over 300% pulsing mode
 Over voltage protection 110%~135% rated output voltage
 Withstand voltage I/P-O/P: 3kVAC, 1minute
 Working temperature 0~+50°C (refer to output derating curve)
 Safety standards .. UL62368-1, CSA 22.2, TUV EN62368-1, EAC TP TC 004 approved
 EMC standards EN55014-1, EN61000-3-2,3, EN61000-4-2,3,4,5,6,11, EAC TP TC 020
 Length of output cable 120cm of UL1185, 16AWG for 4.2~8.4V
 180cm of UL1185, 18AWG for 14.3~28.6V
 Standard DC plug P1J: 2.1øx5.5øx11mm / C+, tuning fork type

Order No.	Output	R&N	Effi.
GC30□-0P1J	4.2V, 0~4.00A	50mV	55%
GC30□-1P1J	5.6V, 0~3.99A	50mV	70%
GC30□-11P1J	7.2V, 0~3.00A	80mV	74%
GC30□-2P1J	8.4V, 0~3.00A	80mV	76%
GC30□-4P1J	14.3V, 0~2.09A	100mV	78%
GC30□-5P1J	16.8V, 0~1.60A	100mV	78%
GC30□-6P1J	28.6V, 0~1.04A	150mV	80%

□ = B / U / E ; B: IEC320-C8, U: American 2P, E: European 2P

120W Green Adaptor with Charging Function



- Universal AC input / Full range
- Built-in active PFC function
- **No load power consumption <0.5W**
- High efficiency up to 91%
- 2 stage charging characteristic
- Cooling by free air convection
- 3 pole AC inlet IEC320-C14
- Class I power (with earth pin)
- Protections: Short circuit / Overload / Over voltage / Over temp.
- Fully enclosed plastic case
- 2 color LED indicator for charging status
- 2 years warranty

AC input voltage range 85~264VAC; 120~370VDC
 Overload protection 90~110% constant current, auto-recovery
 Over voltage protection 105%~135% shut down O/P voltage, re-power on to recover
 Withstand voltage I/P-O/P: 3kVAC
 Working temperature -30~+70°C (refer to derating curve)
 Safety standards UL1012 (GC120Axx-AD1 only), EN62368-1, J62368-1 approved, EAC TPTC004
 EMC standards EN55032 class B, FCC part 15 class B, EAC TPTC020
 EN61000-3-2,3, EN61000-4-2,3,4,5,6,8,11
 Length of output cable 120cm of UL2464, 18AWGx 4C
 Standard DC plug Power DIN 4P with lock type (R7B)

Model No.	Output	Effi.
GC120A12-□	13.6V, 7.5A	86.5%
GC120A24-□	27.2V, 4.42A	90.0%
GC120A48-□	54.4V, 2.21A	91.0%

□ = R7B / AD1 ; R7B= 4 pin power din, AD1= Anderson connector

160W Green Adaptor with Charging Function



- Universal AC input / Full range
- Built-in active PFC function
- **No load power consumption <1W**
- High efficiency up to 94%
- 2 stage charging characteristic
- Cooling by free air convection
- 3 pole AC inlet IEC320-C14
- Class I power (with earth pin)
- Protections: Short circuit / Overload / Over voltage / Over temp.
- Fully enclosed plastic case
- 2 color LED indicator for charging status
- 2 years warranty

AC input voltage range 85~264VAC; 120~370VDC
 Overload protection 90%~110% constant current, auto-recovery
 Over voltage protection 105%~135% rated output voltage, re-power on to recover
 Withstand voltage I/P-O/P: 3kVAC
 Working temperature -30~+70°C (refer to derating curve)
 Safety standards UL1012(GC160Axx-AD1 only), EN62368-1, EAC TPTC004 approved
 EMC standards EN55032 class B, FCC part 15 class B, EN61000-3-2,3, EN61000-4-2,3,4,5,6,8,11, EAC TPTC020
 Length of output cable 120cm of UL2464, 18AWGx 4C
 Standard DC plug Power DIN 4P with lock type (R7B)

Model No.	Output	Effi.
GC160A12-□	13.6V, 10.0A	89.0%
GC160A24-□	27.2V, 5.89A	92.5%
GC160A48-□	54.4V, 2.95A	94.0%

□ = R7B / AD1 ; R7B= 4 pin power din, AD1= Anderson connector

218W & 326W Green Adaptor with Charging Function



- Universal AC input / Full range; 90~264VAC; 127~370VDC
- Built-in active PFC function
- **No load power consumption <1W**
- 2 stage charging characteristic
- Cooling by free air convection
- 3 pole AC inlet IEC320-C14
- Class I power (with earth pin)
- Protections: Short circuit / Overload / Over voltage / Over temperature
- Fully enclosed plastic case
- 2 color LED indicator for charging status
- 2 years warranty

	GC220	GC330
Case (mm)	210x85x46	220x95x46
Connector		

Overload protection 90%~110% constant current, auto-recovery
 Over voltage protection 105%~135% rated output voltage, re-power on to recover
 Withstand voltage I/P-O/P: 3kVAC
 Working temperature -30~+60°C (refer to output derating curve)
 Safety standards GC220: TUV EN62368-1, UL1012 (GC220Axx-AD1 only), EAC TPTC004 approved
 GC330: TUV EN62368-1, UL62368-1, EAC TPTC004 approved
 EMC standards EN55032 class B, FCC part 15 class B, EAC TPTC020, EN61000-3-2,3, EN61000-4-2,3,4,5,6,8,11
 Length of output cable 100cm of UL2464, 16AWGx 4C
 Standard DC plug ... GC220: Power DIN 4P with lock type (R7B)
 GC330: 4P/6.35mm pitch, AMP 1-480702-0 (power supply side); AMP 1-480703-0 (customer side)

✦ GC220 Series

Model No.	Output	Effi.
GC220A12-□	13.6V, 13.5A	89.0%
GC220A24-□	27.2V, 8A	92.5%
GC220A48-□	54.4V, 4A	93.0%

□ = R7B / AD1 ; R7B= 4 pin power din, AD1= Anderson connector

✦ GC330 Series

Model No.	Output	Effi.
GC330A36-C4P	40.8V, 8A	93.5%
GC330A48-C4P	54.4V, 6A	93.5%



ENP-120 / 180 / 240 / 360



ENC-120 / 180 / 240 / 360

Features

- Universal AC input / Full range
- **Energy efficiency Level VI (ENP only)**
- Comply with EISA 2007/DoE, NRCAN, EU ErP and CoC Version 5 for ENP(EISA 2007/DoE, NRCAN, EU ErP for ENP-360)
- Built-in 3 stage charging curve, curve programmable option available (ENC only)
- **Fanless design**, cooling by free air convection
- Protections: Short circuit / Overload (ENP only) / Over voltage / Over temperature
- 3 years warranty

General Specification (Please refer to www.meanwell.com for detail spec.)

Order No.	ENP/ENC-120	ENP/ENC-180	ENP/ENC-240	ENP/ENC-360
AC input voltage range	90~264VAC; 127 ~ 370VDC			
AC inrush current (max.)	Cold start, 65A at 230VAC	Cold start, 70A at 230VAC	Cold start, 75A at 230VAC	Cold start, 60A at 230VAC
DC adjustment range	12V: 11.5~15V, 24V: 23.5~30V, 48V: 47.5~58.8V / NA for ENC			
Overload protection	110~125% constant current limiting, auto-recovery / NA for ENC			
Over voltage protection	110~130% shut down and latch off o/p voltage, re-power on to recover			
Over temp. protection	Shut down o/p voltage, auto-recovery after temperature goes down			
Withstand voltage	I/P-O/P:3KVAC, I/P-FG:2KVAC, O/P-FG:0.5KVAC			
Working temperature	-30~+70°C (refer to output derating curve)			
Safety standards	UL62368-1, EAC TP TC 004; BSMI CNS14336-1(ENC series only) approved			
EMC standards	EN55032 class B, EN61000-3-2,3, EN61000-4-2,3,4,5,6,8,11			
Dimension (LxWxH)(mm)	192x 178x 45.5			

ENP-120 Series

Model No.	Output	Tol.	R&N	Effi.
ENP-120-12	13.8V, 0~8.7A	±1%	150mV	89.5%
ENP-120-24	27.6V, 0~4.3A	±1%	150mV	91%
ENP-120-48	55.2V, 0~2.2A	±1%	350mV	91.5%

ENC-120 Series

Model No.	Output	Effi.
ENC-120-12	14.4V, 0~8A	89%
ENC-120-24	28.8V, 0~4A	90%
ENC-120-48	57.6V, 0~2A	90.5%

ENP-180 Series

Model No.	Output	Tol.	R&N	Effi.
ENP-180-12	13.8V, 0~13A	±1%	150mV	91%
ENP-180-24	27.6V, 0~6.5A	±1%	150mV	93.5%
ENP-180-48	55.2V, 0~3.3A	±1%	350mV	94%

ENC-180 Series

Model No.	Output	Effi.
ENC-180-12	14.4V, 0~12A	91%
ENC-180-24	28.8V, 0~6A	92%
ENC-180-48	57.6V, 0~3A	93%

ENP-240 Series

Model No.	Output	Tol.	R&N	Effi.
ENP-240-12	13.8V, 0~17.4A	±1%	150mV	91%
ENP-240-24	27.6V, 0~8.7A	±1%	150mV	93.5%
ENP-240-48	55.2V, 0~4.4A	±1%	350mV	94%

ENC-240 Series

Model No.	Output	Effi.
ENC-240-12	14.4V, 0~16A	91%
ENC-240-24	28.8V, 0~8A	92%
ENC-240-48	57.6V, 0~4A	93%

ENP-360 Series

Model No.	Output	Tol.	R&N	Effi.
ENP-360-12	13.8V, 0~26A	±1%	150mV	91%
ENP-360-24	27.6V, 0~13A	±1%	150mV	93%
ENP-360-48	55.2V, 0~6.5A	±1%	350mV	94%

ENC-360 Series

Model No.	Output	Effi.
ENC-360-12	14.4V, 0~24A	91%
ENC-360-24	28.8V, 0~12A	93%
ENC-360-48	57.6V, 0~6A	94%



■ Features

- For MEAN WELL's intelligent battery chargers with charging curve programmable function (ENC/RPB/RCB/DBU/DRP series)
- Simple connection and configuration
- No need of battery or AC power
- LED status indicator

■ General Specification (Please refer to www.meanwell.com for detail spec.)

Model No.	SBP-001
Programming interface	PMBus, CANBus, UART
LED indicator	Green: 3.3V interface Orange: 5V interface
Programming volt.	5V and 3.3V, for programming purpose only. Total 0.5W(max.)
Comm. interface	USB
Working temperature	0~ +40°C
Dimension (LxWxH)(mm)	165x 46x 23

■ Description

The Smart Battery Charging Programmer Software is utilized for programming MEAN WELL's intelligent chargers, including ENC, RPB/RCB and DBU/DBR series. The connection between personal computer (PC) and charger is established via the "programmer" hardware interface from MEAN WELL.

What function is provided?

Charging parameter adjustment: Values of constant current (CC), constant voltage (CV), float voltage (FV) and taper current (TC) can be set and adjusted.

Battery temperature compensation: Various charging voltage compensation is provided for battery at different temperature conditions.

Timeout setting: Fully programmable timeout during stages enables to be set to shutdown the charger to prevent battery over-charge.

■ Hardware Connection

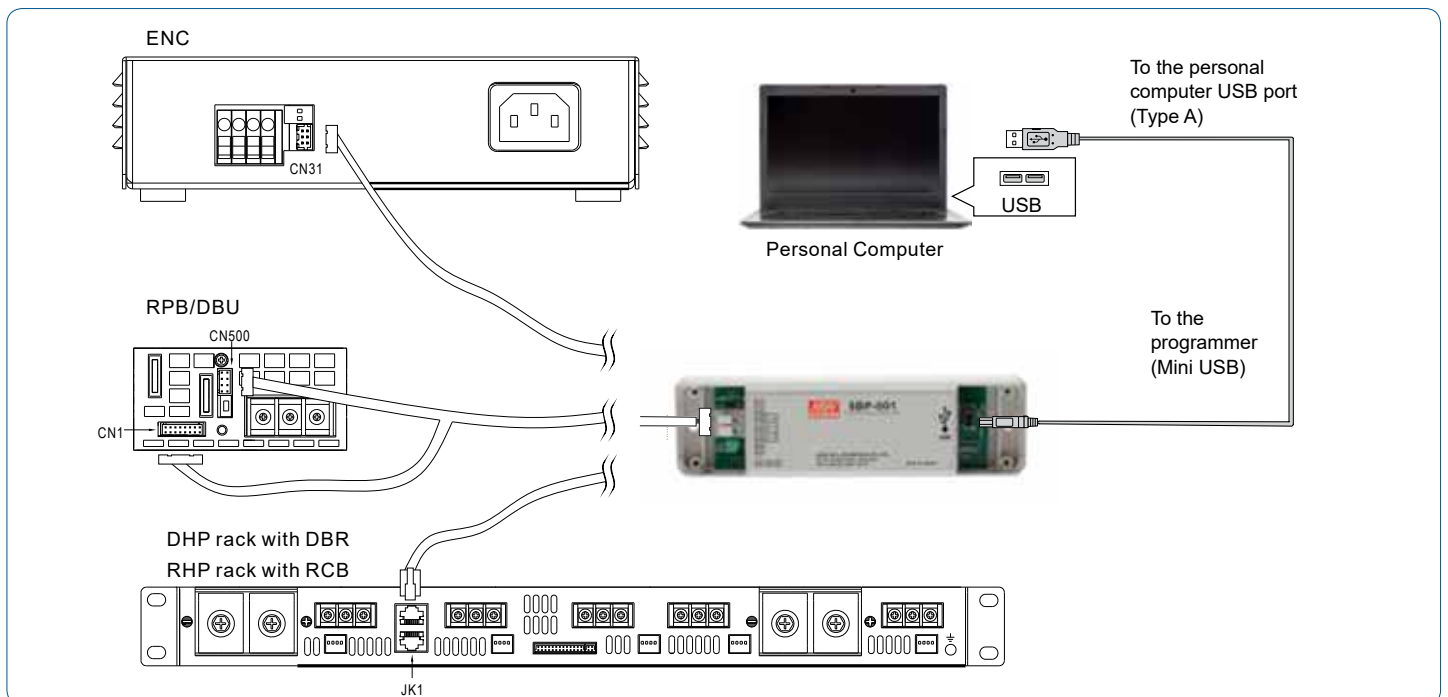
Prior to program a driver, the connection between driver and PC must be established first via the Programmer shown in the figure below. The following steps are suggested:

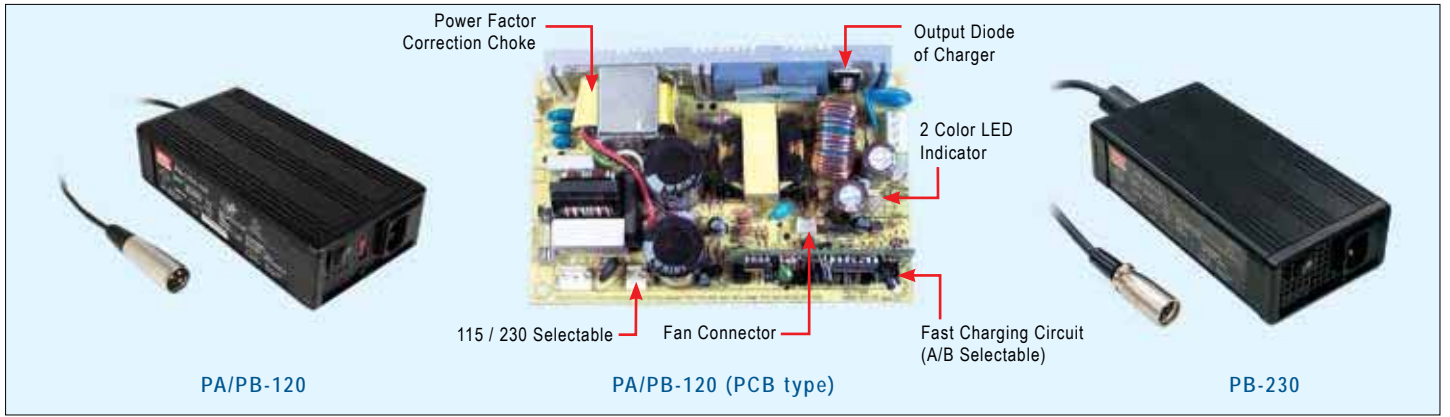
ENC series with SBP-001:

1. Remove the ENC from AC.
2. Connect Programmer and PC with the enclosed USB cable. LED (GREEN) of the Programmer is ON.
3. Connect the communication cable to CN31 of the ENC from the Programmer.

RPB/RCB & DBU/DBR series with SBP-001:

1. Remove the RPB/RCB & DBU/DBR from AC.
2. Connect Programmer and PC with the enclosed USB cable. LED (GREEN) of the Programmer is ON.
3. Connect the communication cable to CN1 and CN500 of the RPB/DBU from the Programmer; RCB/DBR requires working with a RHP/DHP rack, link the cable to JK1 of the rack.
4. Apply AC to the charger.
5. LED of the Programmer will light in ORANGE once connection is established successfully.





Features for PA/PB-120

- Stationary charger for lead-acid batteries
- AC input range selectable by switch
- Charging type selectable (optional)
- Passive PFC option
- Protections: Short circuit / Overload / Over voltage / Over temp.
- Built-in ON/OFF power switch
- 3 poles AC inlet with fuse holder
- 2 color LED loading indicator
- Open frame models available (without safety approvals)
- 2 years warranty

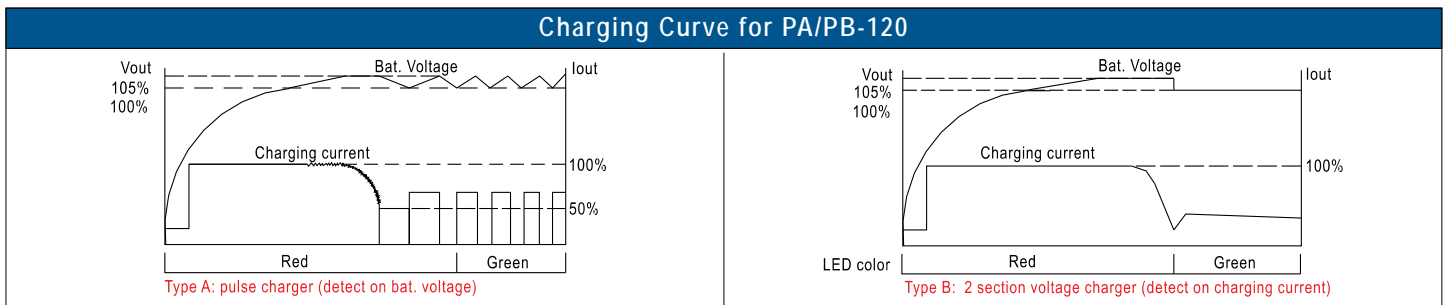
Features for PB-230

- Stationary charger for lead-acid batteries and Li-ion batteries
- Universal AC input/Full range
- 3 stage charging
- Built-in active PFC function
- Protections: Short circuit / Overload / Over voltage / Over temp.
- Built-in remote ON/OFF control
- Fan ON/OFF control
- 2 color LED loading indicator
- 2 years warranty

General Specification (Please refer to www.meanwell.com for detail spec.)

Model No.	PA/B-120	PB-230
AC input voltage range	88~132VAC/ 176~264VAC selectable by switch	90~264VAC; 127~370VDC
AC inrush current (max.)	Cold start, 50A at 230VAC	
Overload protection	90%~110% constant current limiting ,auto-recovery	
Over voltage protection	108%~127% hiccup mode, auto-recovery	102%~125% shut down o/p voltage, auto-recovery
Setup, rise, hold up time	1000ms, 50ms, 16ms at full load and 230VAC	NA
Withstand voltage	I/P-O/P: 3kVAC, I/P-FG: 2kVAC, O/P-FG: 0.5kVAC	
Working temperature	-10~+45°C (refer to output derating curve)	-20~+50°C (refer to output derating curve)
Safety standards	UL62368-1, TUV EN62368-1, EN60335-1, EAC TP TC 004, EN60335-2-29(except for 55.2V) approved	UL1012, EAC TP TC 004 (PB-230xx-AD1 only), TUV EN60950-1, PSE J60950-1 approved
EMC standards	EN55032 class B, EN61000-4-2,3,4,5,6,8,11, EN61000-3-2,3, EAC TPTC 020	EN55032 class B, EN61000-4-2,3,4,5,6,8,11, EN61000-3-2,3, EAC TPTC 020
Dimension (LxWxH)(mm)	Case Type: 180x 96x 49; PCB Type: 144x 90x 33	190x 96x 49

Order Information for PA/PB-120	Order Information for PB-230
<p>PA - 120 N - xx Δ</p> <p>A: Voltage detector B: Current detector</p> <p>N: None PFC P: PFC</p> <p>P: Open PCB C: With case</p> <p>13: 13.8V 27: 27.6V 54: 55.2V</p>	<p>PB-230-xx □</p> <p>Blank: XLR 4P (standard) AD1: Anderson connector (optional)</p>



120W					230W		
Model No.	Output	Tol.	R&N	Effi.	Model No.	Output	Effi.
P□-120 ○ -13Δ	13.8V, 0~7.2A	±3~±8.5%	150mV	73%	PB-230-12□	14.4V, 0~16A	81.5%
P□-120 ○ -27Δ	27.6V, 0~4.3A	±1~±8.0%	200mV	79%	PB-230-24□	28.8V, 0~8A	85.5%
P□-120 ○ -54Δ	55.2V, 0~2.2A	±1~±7.5%	250mV	79%	PB-230-48□	57.6V, 0~4A	86.0%
□ = A/B; ○ = N, P; Δ = P/C, P: Open Frame, C: With case					□ = Blank, AD1; Blank = XLR 4P, male type, AD1 = Anderson connector(optional)		



■ Features for PB-300/360

- 3 stage charger for lead-acid batteries and Li-ion batteries
- AC input range selectable by switch
- Passive PFC compliance to EN61000-3-2 class A (option)
- Protections: Reverse polarity / Short circuit / Over voltage / Over temperature
- 2 color LED loading indicator
- Fan ON/OFF control (PB-360 only)
- Cooling by free air convection for PB-300, Cooling by built-in DC fan for PB-360
- 3 years warranty

■ Features for PB-600/1000

- 2/3/8 stage smart charger for lead-acid batteries and Li-ion batteries, microprocessor controlled power management
- CANBus potocol (optional for PB-1000)
- Built-in active PFC function
- Built-in battery rescue function
- Protections: Reverse polarity / Short circuit / Over voltage / Over temp.
- Built-in temperature compensation function
- 2-bank charger (PB-1000)
- 3 color LED loading indicator
- Built-in remote ON-OFF control
- Fan ON/OFF control (PB-600)
- 3 years warranty

■ General Specification (Please refer to www.meanwell.com for detail spec.)

Order No.	PB-300	PB-360	PB-600	PB-1000
AC input voltage range	90~132VAC / 180~264VAC selectable by switch		90~264VAC; 127~370VDC	
AC inrush current (max.)	Cold start, 60A at 230VAC		Cold start, 50A at 230VAC	
Over voltage protection	108%~125% rated output voltage		110%~125% rated output voltage	
Withstand voltage	I/P-O/P: 3kVAC, I/P-FG: 2kVAC, O/P-FG: 0.5kVAC (I/P-FG: 1.5kVAC for PB-360)			
Working temperature	-10~+50°C		-20~+60°C (refer to output derating curve)	
Safety standards	IEC60335-2-29 CB approval by TUV (except for 48V), UL62368-1 approved, EAC TP TC 004		TUV EN60335-1, EN60335-2-29 (except for 48V), EN62368-1 (48V only), UL1012 approved, EAC TP TC 004	
EMC standards	EN55032 class B, EN61000-4-2,3,4,5,6,8,11, EN61000-3-2,3 (except for PB-300/360 non-PFC type), EAC TP TC 020			
Dimension (LxWxH)(mm)	253x 135x 48.5		230x 158x 67	

■ PB-300 Series



Model No.	Output (20 min.) / (Continuous at 25°C)	Effi.
PB-300□-12	14.4V, 20.85A / 12.5A	85%
PB-300□-24	28.8V, 10.50A / 6.25A	86%
PB-300□-48	57.6V, 5.3A / 3.20A	88%

□ = P: with PFC; N: non PFC

■ PB-600 Series



Model No.	Output	Effi.
PB-600-12	14.4V, 0~40.0A	86%
PB-600-24	28.8V, 0~21.0A	87%
PB-600-48	57.6V, 0~10.5A	89%

■ PB-360 Series



Model No.	Output	Effi.
PB-360□-12	14.4V, 24.3A	85%
PB-360□-24	28.8V, 12.5A	86%
PB-360□-48	57.6V, 6.25A	87%

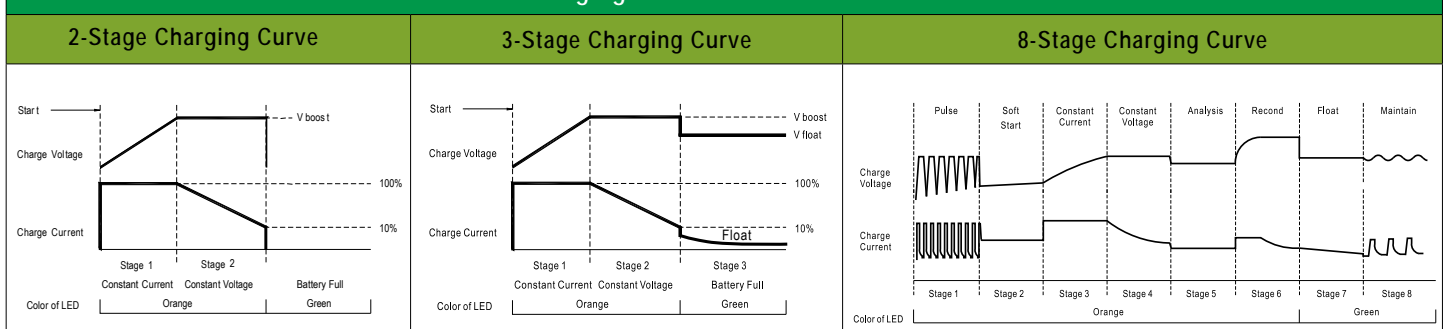
□ = P: with PFC; N: non PFC

■ PB-1000 Series



Model No.	Output	Effi.
PB-1000-12	14.4V, 60.0A	85%
PB-1000-24	28.8V, 34.7A	88%
PB-1000-48	57.6V, 17.4A	89%

Built-in Charging Curves for PB-600 and PB-1000





Features

- Intelligent charger with programmable 3 stage curve for lead-acid batteries and Li-ion batteries
- Universal AC input / Full range
- Withstand 300VAC surge input for 5 seconds
- Built-in active PFC function
- Built-in I²C interface, PMBus protocol (optional CANBus)
- 1U low profile (41mm height)
- Rack mountable (RCB-1600), support hot swap (hot plug)
- Output voltage and current programmable
- Forced air cooling by built-in DC fan
- Built-in OR-ing FET
- Active current sharing up to 4800W (2+1) for RPB-1600, 8000W with one 19" rack shelf (RHP-1U□-A) for RCB-1600
- Protections: Battery under voltage / Battery no connection / Short circuit / Over voltage / Over temperature
- 3 color LED loading indicator
- Optional conformal coating
- 5 years warranty

General Specification (Please refer to www.meanwell.com for detail spec.)



Order No.	RPB-1600	RCB-1600
AC input voltage range	90 ~ 264VAC; 127 ~ 370VDC	
AC inrush current (max.)	Cold start, 35A at 230VAC	
DC adjustment range	Vo: -1%~+22.5% by potentiometer, or to 75%~125% of nominal output voltage by 1~5VDC external control signal Io: to 20%~100% of rated output current by 1-5VDC external control signal	
Over voltage protection	130%~155% shut down o/p voltage, re-power on to recover	
Working temperature	-30~+70°C (refer to output derating curve)	
Withstand voltage	I/P-O/P:3KVAC, I/P-FG:2KVAC, O/P-FG:1.5KVAC	
Safety standards	UL60950-1, TUV EN60950-1 approved, EAC TP TC 004	
EMC standards	EN55032 conduction class B, radiation class A; EN61000-3-2,3, EN61000-4-2,3,4,5,6,8,11; EN61000-6-2 heavy industry level criteria A, EAC TP TC 020	
Connection	Bus Bar	Positronic PCIM34W13M400A1
Dimension(LxWxH)(mm)	300x 85x 41	

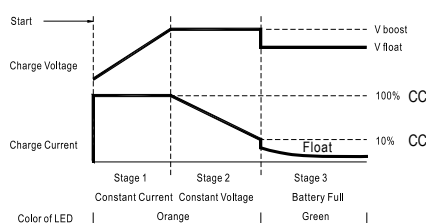
1600W RPB-1600

Model No.	Output	Effi.
RPB-1600-12	14.4V, 0~100A	91.0%
RPB-1600-24	28.8V, 0~55A	92.5%
RPB-1600-48	57.6V, 0~27.5A	93.5%

1600W RCB-1600

Model No.	Output	Effi.
RCB-1600-12	14.4V, 0~100A	90.5%
RCB-1600-24	28.8V, 0~55A	92.0%
RCB-1600-48	57.6V, 0~27.5A	93.0%

3-Stage Charging Curve



Model	Description	Vboost	Vfloat	CC (default)
12V	Default programmable	14.4	13.8	100A
	Pre-defined, gel battery	14	13.6	
	Pre-defined, flooded battery	14.2	13.4	
	Pre-defined, AGM battery	14.5	13.5	
24V	Default programmable	28.8	27.6	55A
	Pre-defined, gel battery	28	27.2	
	Pre-defined, flooded battery	28.4	26.8	
	Pre-defined, AGM battery	29	27	
48V	Default programmable	57.6	55.2	27.5A
	Pre-defined, gel battery	56	54.4	
	Pre-defined, flooded battery	56.8	53.6	
	Pre-defined, AGM battery	58	54	

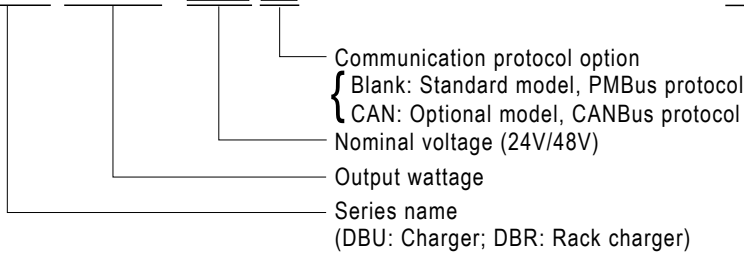


Features

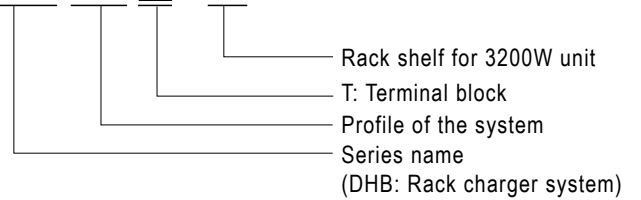
- Universal AC Input / Full Range
- Charger for lead-acid (Gel, flooded and AGM) and Li-ion (Li-ion & Lithium Manganese) batteries
- Built-in default 3 stage charging curves and programmable curve
- Built-in active PFC function
- High efficiency up to 94.5% (48VDC)
- High power density 37W/in³
- Cooling by built-in DC fan
- PV (Programmable Voltage) and PC (Programmable Constant Current) functions
- Built-in OR-ing MOSFET, support hot swap/plug (DBR-3200 only)
- Active current sharing, one 19" 1U rack up to **12800W**, two racks up to **25600W** in parallel
- I²C interface, support PMBus protocol (CANBus optional)
- Protections: Battery under voltage / Battery no connection / Short circuit / Over temperature / Over voltage
- Optional conformal coating
- 5 years warranty

Order Information

DBU-3200-24



DHP-1U T - A



General Specification (Please refer to www.meanwell.com for detail spec.)



Order No.	DBU-3200	DBR-3200
AC input voltage range	90-264VAC; 127~370VDC	
AC inrush current (max.)	17A/230VAC, COLD START	
DC adjustment range	24V: 23.5-30V; 48V: 47.5-58.8V	
Over voltage protection	24V: 31.5-37.5V; 48V: 63-75V	
Working temperature	-30~+70°C (refer to output derating curve)	
Withstand voltage	I/P-O/P: 3KVAC; I/P-FG: 2KVAC; O/P-FG: 1.5KVAC (0.5KVAC for 24V)	
Safety standards	UL62368-1, TUV EN62368-1, EAC TP TC 004 approved	
EMC standards	Compliance with EN55032 (CISPR32) Conduction Class B, Radiation Class A; EN61000-3-2,3, EAC TP TC 020 EN61000-4-2,3,4,5,6,8,11, EN61000-6-2(EN55082-2), light industry level, criteria A	
Connection	Bus Bar	Positronic PCIM34W13F400A1
Communication Protocol	PMBus; CANBus (optional)	
Dimension(LxWxH)(mm)	325x 107x 41	

3200W DBU-3200

Model No.	Output	Efficiency
DBU-3200-24	28.8V, 0~110A	93.5%
DBU-3200-48	57.6V, 0~55A	94.5%

3200W DBR-3200

Model No.	Output	Efficiency
DBR-3200-24	28.8V, 0~110A	93.5%
DBR-3200-48	57.6V, 0~55A	94.5%



Features

- 3(HEP-600C) or 2/3(HEP-1000) stage charger for lead-acid batteries and Li-ion batteries in harsh environment
- Universal AC input 90~305VAC
- Built-in active PFC function
- Built-in PMBus protocol/ optional CANBus protocol(HEP-1000)
- No load power consumption < 0.5W at remote OFF
- Output voltage and current programmable(HEP-1000)
- High efficiency up to 96%
- Fanless design, cooling by free air convection
- -40~+70°C wide operating range
- Aluminum case and filling with heat-conducted silicone
- Withstand 10G vibration test
- Operating altitude up to 5000 meters
- Vo and Io can be adjusted through internal potentiometer
- Protections: Short circuit / Over voltage / Over temperature
- Built-in remote ON/OFF control(HEP-1000)
- Temperature compensation function
- DC OK active signal(HEP-1000)
- 3 color LED loading indicator
- 6 years warranty

General Specification (Please refer to www.meanwell.com for detail spec.)



Order No.	HEP-600C	HEP-1000
AC input voltage range	90~305VAC; 127~431VDC	90~305VAC; 250~431VDC
AC inrush current (max.)	Cold start, 70A at 230VAC	Cold start, 40A at 230VAC
DC adjustment range	Vo: 100%~125% rated output voltage	
Over voltage protection	135%~152% shut down o/p voltage, re-power on to recover	125%~145% shut down o/p voltage, re-power on to recover
Working temperature	-40~+70°C (refer to output derating curve)	
Withstand voltage	I/P-O/P: 3.75kVAC, I/P-FG: 2kVAC, O/P-FG: 1.5kVAC	I/P-O/P: 3kVAC, I/P-FG: 2kVAC, O/P-FG: 1.25kVAC
Safety standards	UL60950-1, TUV EN60950-1, EAC TP TC 004 approved	UL62368-1, TUV EN62368-1, EAC TP TC 004 approved ; design refer to EN61558-1, EN60335-1(by request)
EMC standards	EN55032 conduction class B, radiation class A; EN61000-3-2,3, EN61000-4-2,3,4,5,6,8,11, EAC TP TC 020	EN55032 conduction class B, radiation class B; EN61000-3-2,3, EN61000-4-2,3,4,5,6,8,11, EAC TP TC 020
Connection	3+7P / 11mm pitch terminal block with cover	3+4P / 11mm pitch terminal block with cover
Dimension(LxWxH)(mm)	280x 144x 48.5	310x 144x 48.5

600W HEP-600C

Model No.	Output	Effi.
HEP-600C-12	14.4V, 0~35.0A	93.5%
HEP-600C-24	28.8V, 0~21.0A	94.5%
HEP-600C-48	57.6V, 0~10.5A	95.5%

1000W NEW HEP-1000

Model No.	Output	Effi.
HEP-1000-24	28.8V, 0~35A	95%
HEP-1000-48	57.6V, 0~17.5A	96%
HEP-1000-100	120V, 0~8.7A	96%

Products —

- One Stop Shopping
- Total Solution

Customer Satisfaction —

Today's effort, tomorrow's reward. Continuously improve CQTS to satisfy customer is our goal.



Features

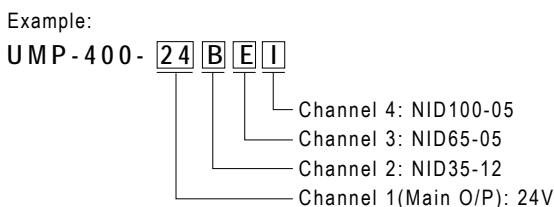
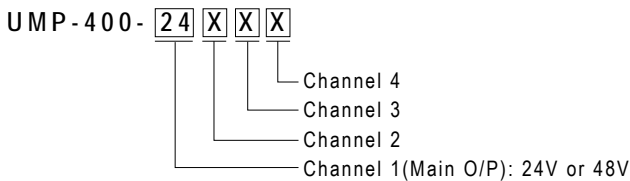
- Slim and 1U profile
- Universal AC input / Full range
- Fanless design
- Flexible output channels with maximum 4 outputs
- 24/48Vdc master output channel models
- 5V/12V/15V/24V DC-DC modules configurable
- No minimum load required
- Protections: Short circuit / Overload/ Over voltage/ Over temperature
- -30 ~ +70°C wide operating temperature
- LED to indicate power status
- 3 years warranty

General Specification (Please refer to www.meanwell.com for detail spec.)



Model No.	UMP-400
AC input voltage range	90~264VAC; 127~370VDC
DC adjustment range	24V: 22.8~25.2V 48V: 45.6~50.4V
Overload protection	105~135% rated output power; CH1/V1, constant current limiting protection; CH2/V2, CH3/V3, CH4/V4, Hiccup mode protection
Over voltage protection	24V: 26.4~31.2V; 48V: 52.8~62.4V; shut down O/P voltage, re-power on to recover
Over temperature protection	Shut down O/P voltage, re-power on to recover
Withstand voltage	I/P-O/P: 4KVAC; I/P-FG: 2KVAC; O/P-FG: 1.5KVAC
Working temperature	-30~+70°C (refer to de-rating curve)
Safety standards	EAC TP TC 004, UL62368-1, Dekra seal EN62368-1 approved; Design refer to ANSI/AAMI ES60601-1, TUV EN60601-1, IEC60601-1 (3rd edition)
EMC standards	EN55032 Class B, EN61000-3-2,3; EN61000-4-2, 3, 4, 6, 8, 11; EN-61000-6-2; EAC TP TC 020; Design refer to EN55011, EN60601-1-2
Connection	Terminal block
Dimension (LxWxH)(mm)	250 x 89 x 37

Order Information



400W UMP-400

Model No.	Output	Effi.
UMP-400-24	24V, 0~16.7A	88.5%*
UMP-400-48	48V, 0~8.3A	88.5%*

*PSU at full load with each type of NID35/65/100 modules at nominal voltage

DC-DC O/P Module	Photo	O/P Voltage	O/P Current
A	NID35-05	5V	3.5A
B	NID35-12	12V	2.9A
C	NID35-15	15V	2.4A
D	NID35-24	24V	1.5A
E	NID65-05	5V	6.5A
F	NID65-12	12V	4.9A
G	NID65-15	15V	4.3A
H	NID65-24	24V	2.7A
I	NID100-05	5V	8.0A
J	NID100-12	12V	6.0A
K	NID100-15	15V	5.2A
L	NID100-24	24V	3.4A
M	NID35-05	-5V	3.5A
N	NID35-12	-12V	2.9A
O	NID35-15	-15V	2.4A
P	NID65-05	-5V	6.5A
Q	NID65-12	-12V	4.9A
R	NID65-15	-15V	4.3A
S	NID100-05	-5V	8.0A
T	NID100-12	-12V	6.0A
U	NID100-15	-15V	5.2A



Description

NMP family is a 1U low profile modular power (configurable type power supply). This family comprises two power wattage for the line-up, 650W and 1200W, and the output modules deliver up to 240W with adjust options for the major working voltages used in industry 5V, 12V, 24V, 48V. NMP family complies with two categories of safety approvals, the medical and ITE standard, offering the best flexibility for various types of applications.

Features

- Medical (2x MOPP)/ITE safety approval
- Suitable for BF application with appropriate system consideration (Touch current <100μA/264VAC)
- 1U low profile
- Universal AC input / Full range
- Output voltage and current programmable
- Built-in parallel function / Output programmable / Globalenable / Remote local ON-OFF / Auxiliary DC output / Over temperature alarm / DC OK
- Cooling by thermostatically controlled fan with fan alarm function
- Protections: Short circuit / Overload / Over voltage / Over temperature for all output modules
- 5 years warranty

General Specification (Please refer to www.meanwell.com for detail spec.)



Model No.	NMP650	NMP1K2
AC input voltage range	90~264VAC ; 120~370VDC	
Power Factor	PF >0.95/230VAC, PF > 0.98/115VAC at full load	
AC inrush current (max.)	Cold start, 40A at 230VAC, 25A at 115VAC	
Max output power	650W	1200W
Efficiency (typical)	91%, full case load with H / K module at nominal 24V / 48V only	90.5%, full case load with H / K module at nominal 24V / 48V only
	88.5%, full case load with each type of module at nominal voltage	
Over temperature protection	Output shutdown, auto-recovery	
Withstand voltage	I/P-O/P: 4kVAC, I/P-FG: 2kVAC, O/P-FG: 0.5kVAC	
Working temperature	-30~+50°C@100%, -30~+70°C @ 60% load at 230VAC	
Safety standards	ANSI/AAMI ES60601-1, TUV EN60601-1, IEC 60601-1 (3 rd edition), EAC TP TC 004 approved; IEC/UL62368-1, TUV EN62368-1, IEC60950-1	
EMC standards	EN55011, EN55032 Class B, EN61000-3-2,-3, EN61000-4-2,3,4,5,6,8,11, EN60601-1-2, EN55024 heavy industry level, criteria A	
Connection	Input side: 3P/9.5mm pitch terminal block &HRS DF11-10DP-2DS	
Dimension (LxWxH)(mm)	250x 89x 41	250x 127x 41

Modular Series



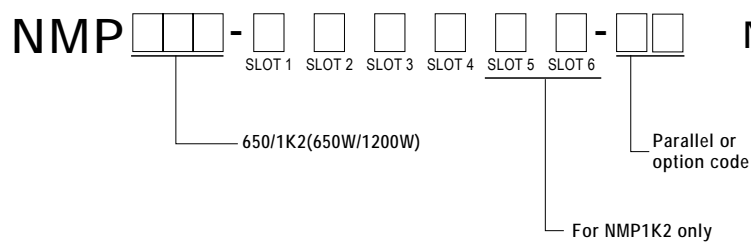
NMS-240: 1-SLOT isolated dual output (240W max.)

Item Code	Output	Vdc adj.	Tol.	R&N.	Max.
C	5V, 0~36A	3~6V	±2%	100mV	180W
E	12V, 0~20A	6~15V	±1%	150mV	240W
H	24V, 0~10A	15~30V	±1%	150mV	240W
K	48V, 0~5A	30~55V	±1%	250mV	240W

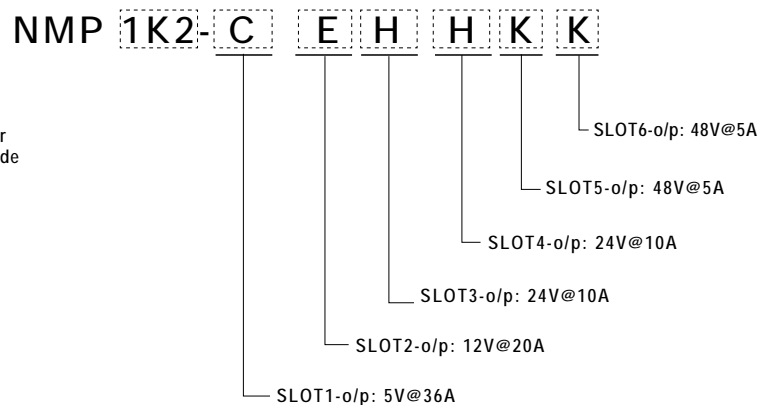


Parallel Connection Accessory	
FAP-009 (For NMS-240, 2 units)	
FAP-010 (For NMS-240, 3 units)	
NMS-240-P2/P3/P4/P5/P6 (to parallel NMS-240 in 2/3/4/5/6 modules)	
Series Connection Accessory	
FAS-005 (For 1-slot modules: NMS-240)	
Blank Plate Accessory	
Blank-NMS240	

Output Configuration Guide



Example:



RSTP & SHP Series

7500W/20000W Single Output Power Supply

- 3Φ-3-wire/ 340~550Vac wide input range
- Vo: 120/ 250/ 400Vdc
- Digitalized Power Supply Design
- Built-in Active PFC
- Forced air cooling by built-in DC fans(RSTP series), Conduction/Water cooling for industrial application(SHP series)
- Output voltage and constant current level programmable
- Active current sharing up to 40000W
- Built-in remote ON-OFF control / Remote sense / Auxiliary Power / Fault alarm signals
- Protections: Short circuit / Overload / Over voltage / Over temp. / Fan Fail
- 5 years warranty


Under Development



MP450 (450W, 5 SLOT)

MP650 (650W, 5 SLOT)

MP1K0 (1000W, 7 SLOT)



MS-75

MS-150

MS-210

MS-300

MS-360

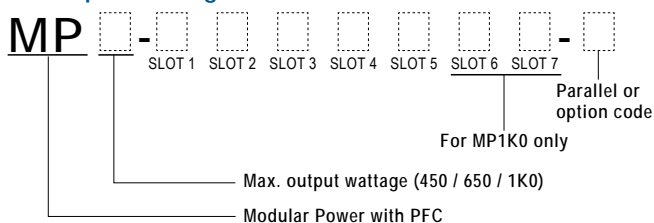
MD-100

Description

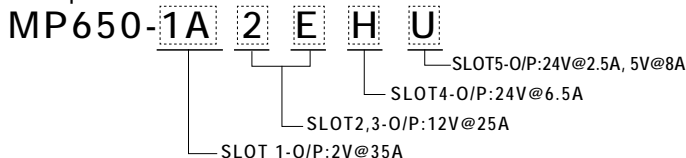
Modular series are switching power supplies with modular design that consist of two stages: front-end PFC and output modules. With the power factor correction, the line input is rectified into high DC voltage (around 390VDC) by the front-end PFC stage, and then the DC output modules will transfer the operating voltage into all kinds of DC output voltages from 1.6V~53V. Right now we offer 75W, 150W, 210W, 300W, 360W single output modules and 100W dual output modules to fulfill all kinds of applications up to 14 isolated outputs.

There are millions of combinations available for the Modular Series. Users can configure the DC outputs and get the fastest solution for their own power requirement with safety and EMC certificates. No NRE / safety application charges and long period of waiting for certificates! Providing standard products as usual, MEAN WELL offers you a revolutionary standard power solution that fulfills your custom-made request!

Output Configuration Guide



Example:



Features

- Millions of output configuration is available
- Universal AC input / Full range
- Built-in active PFC compliance to EN61000-3-2
- Built-in constant current limiting circuit for single output modules
- Remote control on each output module
- Remote sense on each single output module (MS-75 / 150 / 210 / 300 / 360)
- Short circuit / Overload / Over voltage protections for all modules
- Parallel function for MS-210 (up to 5 units), MS-300/360 (up to 3 units)
- Margining control function (MS-210 / 360)
- Cooling by built-in DC fan with fan alarm function
- Additional 12V/0.1A auxiliary output for remote control
- 3 years warranty

General Specification (Please refer to www.meanwell.com for detail spec.)



Model No.	MP450	MP650	MP1K0
AC input voltage range	85~264VAC or 120~370VDC		
Power Factor	PF >0.95 / 230VAC, PF > 0.98 / 115VAC at full load		
AC inrush current (max.)	Cold start, 40A at 230VAC	Cold start, 50A at 230VAC	Cold start, 40A at 230VAC
Max output voltage	450W	650W	1000W
Efficiency (typical)	82.5%	84%	84%
Over temperature protection	Output shutdown, auto-recovery		
Fan alarm	Output shutdown when fan malfunctions		
Withstand voltage	I/P-O/P: 3kVAC, I/P-FG: 2kVAC, O/P-FG: 0.5kVAC, 1 minute		
Working temperature	-20~+50°C@100%, +70°C @ 50% load		
Safety standards	UL62368-1, TUV EN62368-1, EAC TP TC 004 approved		
EMC standards	EN55032 class B, EN61000-3-2,3, EN61000-4-2,3,4,5,6,8,11, EN55024 light industry level, criteria A, EAC TP TC 020		
Connection	Input side: 3P/10mm pitch terminal block & JST B3B-XH		
Dimension (LxWxH)(mm)	254x 127x 63.5	278x 127x 63.5	278x 177.8x 63.5

MS-75: 1-SLOT single output (75W max.)

Item Code	Output	★Peak I	Vdc adj.	Tol.	R&N.
L	3.3V, 0~15A	17.3A	2.6~4.0V	±2%	80mV
M	5V, 0~15A	17.3A	4.0~6.0V	±2%	80mV
N	12V, 0~6.3A	7.30A	9.0~13.2V	±1%	150mV
O	15V, 0~5.0A	5.80A	13.2~16.8V	±1%	150mV
P	24V, 0~3.2A	3.70A	20.0~26.4V	±1%	150mV
Q	48V, 0~1.6A	1.80A	40.0~53.0V	±1%	250mV

MS-150: 1-SLOT single output (150W max.)

Item Code	Output	★Peak I	Vdc adj.	Tol.	R&N.
A	2V, 0~25A	30.0A	1.6~2.6V	±3%	50mV
B	3.3V, 0~25A	30.0A	2.6~4.0V	±2%	80mV
C	5V, 0~25A	30.0A	4.0~6.0V	±2%	80mV
D	7.5V, 0~18A	20.7A	6.0~9.0V	±2%	100mV
E	12V, 0~13A	15.0A	9.0~13.2V	±1%	150mV
F	15V, 0~10A	11.5A	13.2~16.8V	±1%	150mV
G	18V, 0~8.5A	9.80A	16.8~20.0V	±1%	150mV
H	24V, 0~6.5A	7.50A	20.0~26.4V	±1%	150mV
I	27V, 0~5.8A	6.70A	25.0~31.0V	±1%	150mV
J	33V, 0~4.7A	5.40A	30.0~40.0V	±1%	250mV
K	48V, 0~3.2A	3.68A	40.0~53.0V	±1%	250mV

MS-210: 1-SLOT parallelable single output (210W max.)

Item Code	Output	★Peak I	Vdc adj.	Tol.	R&N.
1A	2V, 0~35A	38.5A	1.6~2.6V	±3%	50mV
1B	3.3V, 0~35A	38.5A	2.6~4.0V	±2%	80mV
1C	5V, 0~35A	38.5A	4.0~6.0V	±2%	80mV
1D	7.5V, 0~28A	32.2A	6.0~9.0V	±2%	100mV
1E	12V, 0~17.5A	20.1A	9.0~13.2V	±1%	150mV
1F	15V, 0~14A	16.1A	13.2~16.8V	±1%	150mV
1G	18V, 0~11.6A	13.4A	16.8~20.0V	±1%	150mV
1H	24V, 0~8.75A	10.1A	20.0~26.4V	±1%	150mV
1I	27V, 0~7.8A	9.00A	25.0~31.0V	±1%	150mV
1J	33V, 0~6.4A	7.40A	30.0~40.0V	±1%	250mV
1K	48V, 0~4.4A	5.10A	40.0~53.0V	±1%	250mV

MS-300: 2-SLOT parallelable single output (300W max.)

Item Code	Output	★Peak I	Vdc adj.	Tol.	R&N.
2A	2V, 0~50A	57.5A	1.6~2.6V	±3%	80mV
2B	3.3V, 0~50A	57.5A	2.6~4.0V	±2%	80mV
2C	5V, 0~50A	57.5A	4.0~6.0V	±2%	80mV
2D	7.5V, 0~40A	46.0A	6.0~9.0V	±2%	100mV
2E	12V, 0~25A	29.0A	9.0~13.2V	±1%	150mV
2F	15V, 0~20A	23.0A	13.2~16.8V	±1%	150mV
2G	18V, 0~16.7A	19.2A	16.8~20.0V	±1%	150mV
2H	24V, 0~12.5A	14.4A	20.0~26.4V	±1%	150mV
2I	27V, 0~11.2A	12.9A	25.0~31.0V	±1%	200mV
2J	33V, 0~9.1A	10.5A	30.0~40.0V	±1%	250mV
2K	48V, 0~6.3A	7.2A	40.0~53.0V	±1%	300mV

MS-360: 2-SLOT parallelable single output (360W max.)

Item Code	Output	★Peak I	Vdc adj.	Tol.	R&N.
3A	2V, 0~60A	69.0A	1.6~2.6V	±3%	80mV
3B	3.3V, 0~60A	69.0A	2.6~4.0V	±2%	100mV
3C	5V, 0~60A	69.0A	4.0~6.0V	±2%	100mV
3D	7.5V, 0~48A	55.2A	6.0~9.0V	±2%	100mV
3E	12V, 0~30A	34.5A	9.0~13.2V	±1%	150mV
3F	15V, 0~24A	27.6A	13.2~16.8V	±1%	150mV
3G	18V, 0~20A	23.0A	16.8~20.0V	±1%	150mV
3H	24V, 0~15A	17.3A	20.0~26.4V	±1%	150mV
3I	27V, 0~13.4A	15.5A	25.0~31.0V	±1%	200mV
3J	33V, 0~11A	12.7A	30.0~40.0V	±1%	250mV
3K	48V, 0~7.5A	8.7A	40.0~53.0V	±1%	300mV

MD-100: 1-SLOT isolated dual output (100W max.)

Item Code	Output	Vdc adj.	Tol.	R&N.	Max.
R	5V, 2.0~10A	4.75~5.5V	±3%	100mV	90.0W
	5V, 0.0~8.0A	4.75~5.5V	±3%	100mV	
S	5V, 2.0~10A	4.75~5.5V	±3%	100mV	100.4W
	12V, 0.0~5.8A	11.4~13.2V	±3%	150mV	
T	5V, 2.0~10A	4.75~5.5V	±3%	100mV	101.0W
	15V, 0.0~4.7A	14.2~16.5V	±3%	150mV	
U	24V, 0.5~3.0A	22.8~26.4V	±3%	200mV	100.0W
	5V, 0.0~10A	4.75~5.5V	±3%	100mV	
V	24V, 0.6~3.0A	22.8~26.4V	±2%	240mV	100.8W
	12V, 0.0~4.7A	11.4~13.2V	±3%	120mV	
W	12V, 1.0~5.0A	11.4~13.2V	±2%	120mV	100.8W
	12V, 0.0~5.8A	11.4~13.2V	±3%	120mV	
X	15V, 1.0~4.7A	14.2~16.5V	±2%	150mV	100.5W
	15V, 0.0~4.7A	14.2~16.5V	±3%	150mV	

★Peak I: 35% duty cycle maximum within every 10 seconds. Average output power should not exceed the rated power.

Parallel Connection Accessory

FAP-001 (For MS-300, 2 units)	
FAP-002 (For MS-300, 3 units)	
FAP-003 (For MS-210, 2 units)	
FAP-004 (For MS-210, 3 units)	
FAP-005 (For MS-210, 4 units)	
FAP-006 (For MS-210, 5 units)	
FAP-007 (For MS-360, 2 units)	
FAP-008 (For MS-360, 3 units)	

Series Connection Accessory

FAS-001 (For 1-slot modules: MS-75/150, MD-100)	
FAS-002 (For 2-slot modules: MS-300)	
FAS-003 (For 1-slot modules: MS-210)	
FAS-004 (For 2-slot modules: MS-360)	

▶ Please use MP450-CNPOQ, MP650-1A2EHU, MP1K0-2C2CEKL-1.....etc. as the order code. For more detail information about technical issues, please refer to the user manual.

▶ Please refer to the user manual for more detail information about parallel connection and the parallel codes. About series connection, please contact us or your local MEAN WELL distributor for more details.



Features

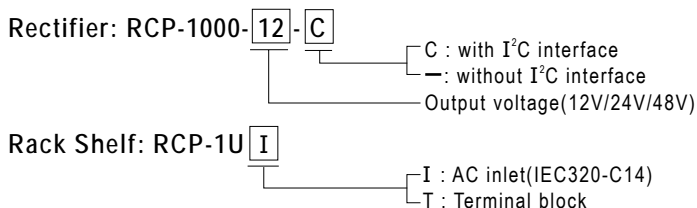
- Universal AC input / Full range
- Built-in active PFC function
- Built-in auxiliary power
- Protections: Short circuit / Overload / Over voltage / Over temperature
- Forced air cooling by built-in DC fan
- 1U low profile (41mm height)
- Active current sharing up to 3 units, 3 racks max. can be operated in parallel (up to 8 units)
- Built-in remote ON/OFF control
- Built-in remote sense function
- AC OK and DC OK signal output
- Internal OR-ing diode, hot-swap operation
- Optional I²C serial data bus; Built-in PMBus serial communication
- 5 years warranty

General Specification (Please refer to www.meanwell.com for detail spec.)



Order No.	RCP-1000
AC input voltage range	90~264VAC, 127~370VDC
AC inrush current (max.)	Cold start, 50A at 230VAC
DC adjustment range	V _o : ±3% by potentiometer, or to 90%~110% of rated output voltage by external resistor
Overload protection (OLP)	105%~125% constant current limiting, auto-recovery
Over voltage protection	110%~135% shut down o/p voltage, re-power on to recover
Withstand voltage	I/P-O/P:3kVAC, I/P-FG:2kVAC, O/P-F/G: 0.7kVDC
Working temperature	-20~+60°C (refer to output derating curve)
Safety standards	UL62368-1, TUV EN62368-1, EAC TP TC 004 approved
EMC standards	EN55032 class B (Radiation class A for RCP-1600), EN61000-3-2,3, EN61000-4-2,3,4,5,6,8,11, EN61000-6-2 heavy industry level
Connection	Positronic PCB24W9M400A1
Dimension (LxWxH)	295x 127x 41mm (483.6x 350.8x 44mm for RCP-1U)

Order Information



Rectifier — 1000W

Model No.	Output	Tol.	R&N	Effi.
RCP-1000-12	12V, 0~60A	±1%	150mV	81.0%
RCP-1000-24	24V, 0~40A	±1%	200mV	87.0%
RCP-1000-48	48V, 0~21A	±1%	300mV	89.0%



Customer Satisfaction —

Today's effort, tomorrow's reward. Continuously improve CQTS to satisfy customer is our goal.



Products —

- One Stop Shopping
- Total Solution



■ Features

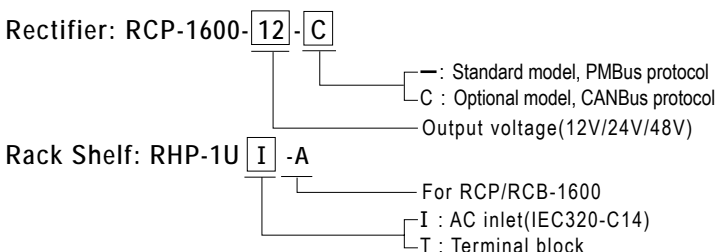
- Universal AC input / Full range(Withstand 300VAC surge for 5 seconds)
- Built-in active PFC function
- Built-in auxiliary power
- Protections: Short circuit / Overload / Over voltage / Over temperature
- Forced air cooling by built-in DC fan
- High power density up to 25W/inch³
- 1U low profile (41mm height)
- **Output voltage programmable; Constant current level I_{cc} programmable**
- Active current sharing up to 5 units, 3 racks max. can be operated in parallel (up to 15 units)
- Built-in remote ON/OFF control
- Built-in remote sense function
- AC OK and DC OK signal output
- **Internal OR-ing FET, hot-swap operation**
- **Built-in PMBus serial communication, optional CANBus**
- **5 years warranty**

■ General Specification (Please refer to www.meanwell.com for detail spec.)



Order No.	RCP-1600
AC input voltage range	90~264VAC, 127~370VDC
AC inrush current (max.)	Cold start, 35A at 230VAC
DC adjustment range	V _o : -1%~+22.5% by potentiometer, or to 40%~125% of rated output voltage by 1~5VDC external control signal I _{cc} : to 20%~100% of rated output current by 1~5VDC external control signal
Overload protection (OLP)	105%~115% constant current limiting, shut down o/p voltage after 5 sec., re-power on to recover
Over voltage protection	130%~155% shut down o/p voltage, re-power on to recover
Withstand voltage	I/P-O/P:3kVAC, I/P-FG:2kVAC, O/P-F/G: 1.5kVAC
Working temperature	-30~+70°C (refer to output derating curve)
Safety standards	UL62368-1, TUV EN62368-1, EAC TP TC 004 approved
EMC standards	EN55032 class B (Radiation class A for RCP-1600), EN61000-3-2,3, EN61000-4-2,3,4,5,6,8,11, EN61000-6-2 heavy industry level
Connection	Positronic PCIM34W13M400A1
Dimension(LxWxH)	300x 85x 41mm (440x 365x 44mm for RHP-1U)

■ Order Information



■ Rectifier — 1600W

Model No.	Output	Tol.	R&N	Effi.
RCP-1600-12	12V, 0~125A	±1%	150mV	88.5%
RCP-1600-24	24V, 0~67A	±1%	200mV	91.0%
RCP-1600-48	48V, 0~33.5A	±1%	300mV	93.0%



Features

- Universal AC input / Full range(Withstand 300VAC surge for 5 seconds)
- Built-in active PFC function
- Built-in 5V/0.3A, 12V/0.8A auxiliary power
- Protections: Short circuit / Overload / Over voltage / Over temperature
- Forced air cooling by built-in DC fan
- High power density 25W/inch³
- 1U low profile (41mm height)
- **Output voltage programmable**
- Active current sharing up to 3 units in one 19" rack, 3 racks max. can be operated in parallel (up to 9 units)
- Built-in remote ON/OFF control
- Built-in remote sense function
- **Internal OR-ing FET, hot-swap operation**
- **Built-in PMBus serial communication**
- AC OK and DC OK signal, fan fail, OTP alarm signal
- **5 years warranty**

General Specification (Please refer to www.meanwell.com for detail spec.)

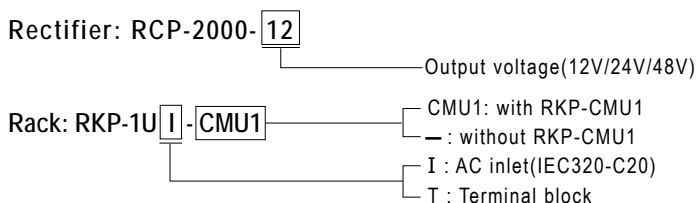


Order No.	RCP-2000
AC input voltage range	90~264VAC, 127~320VDC
AC inrush current (max.)	Cold start, 50A at 230VAC
DC adjustment range	Vo: -12%~+15% by potentiometer, or to 90%~110% of rated output voltage by 1.5~4.5VDC external control signal
Overload protection	105%~125% constant current limiting, shut down o/p voltage after 5 sec., re-power on to recover
Over voltage protection	120%~145% shut down o/p voltage, re-power on to recover
Setup, rise, hold up time	1500ms, 60ms, 10ms at full load and 230VAC
Withstand voltage	I/P-O/P:3kVAC, I/P-FG:2kVAC, O/P-F/G: 0.7kVDC
Working temperature	-40~+70°C (refer to output derating curve)
Safety standards	UL62368-1, TUV EN62368-1, EAC TP TC 004 approved
EMC standards	EN55032 class A, EN61000-3-2,3, EN61000-4-2,3,4,5,6,8,11, EN61000-6-2 heavy industry level
Connection	Positronic PCIM34W13M400A1
Dimension (LxWxH)	295x 127x 41mm (483.6x 350.8x 44mm for RKP-1U)

Rectifier — 2000W

Model No.	Output	Tol.	R&N	Effi.
RCP-2000-12	12V, 0~100A	±2%	150mV	86.0%
RCP-2000-24	24V, 0~80A	±1%	200mV	90.5%
RCP-2000-48	48V, 0~42A	±1%	300mV	92.0%

Order Information for RCP-2000 and RKP-1U



Control and Monitor Unit for RCP-2000



RKP-CMU1



147.5x 127x 41 mm

RKP-1U□-CMU1



483.6x 350.8x 44 mm

- 1U low profile, rack mountable
- Control and monitor up to 9 RCP-2000 units
- Front panel LCD and buttons for on-site service without PC
- Alarm/event log with time and date
- Easy wire connections on rear side
- Windows-based PC communication software
- USB, RS-232 or Ethernet interface for PC connection locally or remote monitoring and control via GSM modem
- 4 user programmable relay outputs for traditional remote or warning
- **5 years warranty**

- DC input voltage range 12~15VDC
- DC input current 1A at 12VDC, 0.8A at 15VDC
- Output relay contact 4 user programmable relay
- Working temperature -25~+70°C (refer to output derating curve)
- Safety standards UL62368-1, TUV EN62368-1, EAC TP TC 004 approved for RKP-1U□-CMU1
- Withstand voltage I/P-O/P:3kVAC, I/P-FG:2kVAC, O/P-FG:0.7kVDC for RKP-1U□-CMU1; O/P-FG:0.7kVDC for RKP-CMU1
- Isolation resistance I/P-O/P, I/P-FG, O/P-FG: 100M Ohms/500VDC for RKP-1U□-CMU1; O/P-FG:100M Ohms/500VDC for RKP-CMU1
- EMC standards EN55032 class B, EN61000-3-2,3, EN61000-4-2,3,4,5,6,8,11, EN61000-6-1 light industry level

Model No.	Application
RKP-CMU1	Control and monitor RCP-2000 series (single unit of RKP-CMU1)
RKP-1U□-CMU1	Control and monitor RCP-2000 series (19" rack with RKP-CMU1)



Description

MEAN WELL presents its next generation digital master controller to help users manage their power systems with ease. CMU2 series supports CANbus, PMBus, and RS-485/232, DALI communication protocols and it can connect slave devices, such as power supplies, sensors, lighting fixtures and more via wired or wireless network. CMU2 series can be used on various applications in multiple industries.

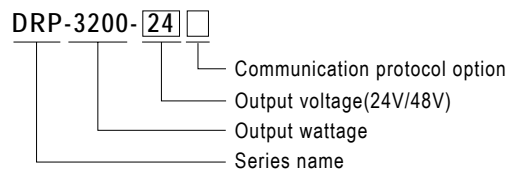
Features of DRP-3200

- Universal AC Input/ Full Range
- Built-in active PFC function
- High efficiency up to 94.5%
- High power density 37W/in³
- Cooling by built-in DC fan
- PV (Programmable voltage) and PC (Programmable constant current) functions
- Built-in OR-ing MOSFET, support hot swap/plug
- Active current sharing, 1 19" 1U rack up to **12800W**, 2 racks up to **25600W** in parallel
- I²C interface, support PMBus protocol (CANBus optional)
- Protections: Short circuit / Overload / Over voltage / Over temp.
- Optional conformal coating
- 5 years warranty

Features of CMU2□-R

- 7" LCD touch panel in both rackmount and standalone versions
- Easy-to-use dial and push buttons (rackmount edition only)
- 3 expansion cards for wired/wireless connection with slave devices
- Control/monitor up to 64 devices and more with expansion cards
- RS-232, RJ45 and USB serial ports for easy wiring
- MicroSD card to save event logs
- Management tool can be accessed via PC/Laptop/handheld-based devices
- 5 years warranty

Order Information



General Specification (Please refer to www.meanwell.com for detail spec.)



Order No.	DRP-3200
AC input voltage range	90-264VAC; 127~370VDC
AC inrush current (max.)	Cold start, 17A/230VAC
DC adjustment range	24V: 23.5-30V; 48V: 47.5-58.8V
Over voltage protection	24V: 31.5-37.5V; 48V: 63-75V
Withstand voltage	I/P-O/P: 3KVAC; I/P-FG: 2KVAC; O/P-FG: 1.5KVAC (0.5KVAC for 24V)
Working temperature	-30~+70°C (refer to output derating curve)
Safety standards	UL62368-1, TUV EN62368-1, EAC TP TC 004 approved
EMC standards	Compliance with EN55032 (CISPR32) Conduction Class B, Radiation Class A; EN61000-3-2, -3-3, EAC TP TC 020, EN61000-4-2,3,4,5,6,8,11, EN61000-6-2
Connection	Positronic PCIM34W13F400A1
Dimension (LxWxH)(mm)	325x 107x 41(1U)

1600W DRP-3200

Model No.	Output	Efficiency
DRP-3200-24	24V, 0~133A	93.5%
DRP-3200-48	48V, 0~67A	94.5%



Best products also need best service.

We have authorized distributors all over the world. They have sufficient stock for your prompt delivery. Also, they can offer you technical support & RMA services. Please contact your local distributors for more product information. You can also contact us at info@meanwell.com for information of your local distributors.



DRC-40

DRC-60

DRC-100

Features

- Single output with battery charger (UPS function)
- Universal AC input / Full range
- Can be installed on DIN rail TS-35/7.5 or 15
- Protections: Short circuit / Overload / Over voltage / Battery low protection / Battery reverse polarity protection by fuse
- Alarm signal for AC OK and battery low
- Cooling by free air convection
- Pass LPS (DRC-40/60)
- LED indicator for power on
- 100% full load burn-in test
- 3 years warranty

General Specification (Please refer to www.meanwell.com for detail spec.)



Model No.	DRC-40	DRC-60	DRC-100
AC input voltage range	90~264VAC; 127~370VDC		
AC inrush current (max.)	Cold start, 30A at 115VAC, 60A at 230VAC		
DC adjustment range	CH1, 13.8V: 12~15V; 27.6V: 24~30V		
Overload protection	105%~150% hiccup mode, auto-recovery		
Over voltage protection	105%~135% rated output voltage		
Setup, rise, hold up time	400ms, 50ms, 50ms at full load and 230VAC	2400ms, 50ms, 50ms at full load and 230VAC	
Withstand voltage	I/P-O/P: 3kVAC, I/P-FG: 2kVAC, O/P-FG: 0.5kVAC		
Working temperature	-30~+70°C (refer to output derating curve)		
Safety standards	UL62368-1, TUV EN62368-1, EAC TP TC 004 approved		
EMC standards	EN55032 class B, EN61000-3-2,3, EN61000-4-2,3,4,5,6,8,11, EAC TP TC 020		
Connection (screw DIN terminal)	I/P: 3 poles, O/P: 8 poles		I/P: 3 poles, O/P: 10 poles
Dimension (LxWxH)(mm)	40x 90x 100		55x 90x 100

40W DRC-40

Model No.	Output	Tol.	R&N	Effi.	Max.
DRC-40A	13.8V, 0~2.9A	±1%	120mV	86%	40W
	13.8V, 0~1.0A (Charger)				
DRC-40B	27.6V, 0~1.45A	±1%	200mV	87%	40W
	27.6V, 0~0.5A (Charger)				

100W DRC-100

Model No.	Output	Tol.	R&N	Effi.	Max.
DRC-100A	13.8V, 0~7A	±1%	120mV	87%	97W
	13.8V, 0~2.5A (Charger)				
DRC-100B	27.6V, 0~3.5A	±1%	240mV	89%	97W
	27.6V, 0~1.25A (Charger)				

60W DRC-60

Model No.	Output	Tol.	R&N	Effi.	Max.
DRC-60A	13.8V, 0~4.3A	±1%	120mV	86%	59W
	13.8V, 0~1.5A (Charger)				
DRC-60B	27.6V, 0~2.15A	±1%	200mV	88%	59W
	27.6V, 0~0.75A (Charger)				



Customer Satisfaction

Today's effort, tomorrow's reward. Continuously improve CQTS to satisfy customer is our goal.



Products

- One Stop Shopping
- Total Solution




Best products also need best service.

We have authorized distributors all over the world. They have sufficient stock for your prompt delivery. Also, they can offer you technical support & RMA services. Please contact your local distributors for more product information. You can also contact us at info@meanwell.com for information of your local distributors.



48hrs delivery We keep enough stock for 95% of standard models at our warehouse. We can arrange prompt delivery within 48hrs.



Features

- Single output with battery charger (UPS function)
- Universal AC input / Full range
- PCB and enclosed type with metal case available
- Compact size
- Built-in active PFC function (PSC-160)
- Protections:
 - Short circuit / Overload / Over voltage
- Battery low protection / Battery reverse polarity protection by fuse
- Alarm signal for AC OK and battery low
- Cooling by free air convection
- 100% full load, burn-in test
- 2 years warranty

General Specification (Please refer to www.meanwell.com for detail spec.)



Model No.	PSC-35 <input type="checkbox"/>	PSC-60 <input type="checkbox"/>	PSC-100 <input type="checkbox"/>	PSC-160 <input type="checkbox"/>	
AC input voltage range	90~264VAC; 127~370VDC				
AC inrush current (max.)	Cold start, 40A at 230VAC		60A at 230VAC	70A at 230VAC	
DC adjustment range	CH1, 13.8V: 12~15V; 27.6V: 24~29V				
Overload protection	105%~150% hiccup mode, auto-recovery				
Over voltage protection	CH1, 105%~135%, shut off, re-power on to recover	CH1, 105%~135%, hiccup mode, auto recovery	CH1, 105%~135%, shut off, re-power on to recover		
Withstand voltage	I/P-O/P:3kVAC, I/P-FG: 2kVAC, O/P-FG:0.5kVAC				
Working temperature	-30~+70°C (refer to output derating curve)		-20~+70°C (refer to output derating curve)		
Safety standards	UL62368-1, TUV EN62368-1, EAC TP TC 004 approved				
EMC standards	EN55032 class B, EN61000-3-2,3, EN61000-4-2,3,4,5,6,8,11, EAC TP TC 020				
Connection	3+6P/3.96mm pitch, JST: B3P/B6P-VH		3+8P/3.96mm pitch, 4P/2.5mm pitch, JST: B3P/B8P-VH, B4B-XH		
Dimension (LxWxH)(mm)	PCB Type	84.6x 50.8x 24	101.6x 50.8x 29	127x 76.2x 31	152.4x 76.2x 32
	Enclosed Type	86.4x 59.6x 30	103.4x 62x 37	130x 85x 37	155.4x 85x 37

35W PSC-35

Model No.	Output	Tol.	R&N	Effi.	Max.
PSC-35A <input type="checkbox"/>	13.8V, 0~2.6A	±1%	120mV	84%	36W
	13.8V, 0~0.9A (Charger)				
PSC-35B <input type="checkbox"/>	27.6V, 0~1.3A	±1%	240mV	86%	36W
	27.6V, 0~0.45A (Charger)				

= blank, -C ; Blank: PCB Type, -C: Enclosed Type

100W PSC-100

Model No.	Output	Tol.	R&N	Effi.	Max.
PSC-100A <input type="checkbox"/>	13.8V, 0~7.0A	±1%	100mV	86%	100W
	13.8V, 0~2.5A (Charger)				
PSC-100B <input type="checkbox"/>	27.6V, 0~3.50A	±1%	100mV	88%	101W
	27.6V, 0~1.25A (Charger)				

= blank, -C ; Blank: PCB Type, -C: Enclosed Type

60W PSC-60

Model No.	Output	Tol.	R&N	Effi.	Max.
PSC-60A <input type="checkbox"/>	13.8V, 0~4.3A	±1%	120mV	84%	59W
	13.8V, 0~1.50A (Charger)				
PSC-60B <input type="checkbox"/>	27.6V, 0~2.15A	±1%	240mV	84%	59W
	27.6V, 0~0.75A (Charger)				


= blank, -C ; Blank: PCB Type, -C: Enclosed Type

160W PSC-160

Model No.	Output	Tol.	R&N	Effi.	Max.
PSC-160A <input type="checkbox"/>	13.8V, 0~11.6A	±1%	150mV	88%	160W
	13.8V, 0~4A (Charger)				
PSC-160B <input type="checkbox"/>	27.6V, 0~5.8A	±1%	240mV	90%	160W
	27.6V, 0~2A (Charger)				

= blank, -C ; Blank: PCB Type, -C: Enclosed Type

55W 1~2 Output with Battery Charger



159x 97x 38 mm

- Universal AC input / Full range
- Protections: Short circuit / Overload / Over voltage
- Battery low protection (except for ADS series)
- DC alarm signal (optional)
- Cooling by free air convection
- Fixed switching frequency at 45kHz
- Approvals: UL / CUL / TUV / CB / CE / EAC
- 100% full load burn-in test
- 2 years warranty

AC input voltage range 88~264VAC; 124~370VDC
 AC inrush current Cold start, 20A at 115VAC, 40A at 230VAC
 DC adjustment range 12V, 24V: $\pm 10\%$
 13.8V: 12~14.5V; 27.6V: 24~29V
 Overload protection 105%~150% hiccup mode, auto-recovery
 Over voltage protection CH1: 105%~135% rated output voltage
 Setup, rise, hold up time ... 1400ms, 50ms, 80ms at full load and 230VAC
 Withstand voltage I/P-O/P:3kVAC, I/P-FG:2kVAC, O/P-FG:0.5kVAC
 Working temperature -10~+60°C (refer to output derating curve)
 Safety standards UL62368-1, TUV EN62368-1, EAC TP TC 004 approved
 EMC standards EN55032 class B, EN61000-3-2,3,
 EN61000-4-2,3,4,5,6,8,11, EAC TP TC 020
 Connection 8P/ 8.25mm pitch terminal block
 Packing 0.57kg ; 24pcs / 13.7kg / 0.75CUFT

Single Output with 5V, 4A DC-DC Converter

Model No.	Output	Tol.	R&N	Effi.	Max.
ADS-5512	12V, 0~4.0A	$\pm 1\%$	100mV	76%	51W
	5V, 0~4.0A	$\pm 3\%$	100mV		
ADS-5524	24V, 0~2.5A	$\pm 1\%$	100mV	79%	58W
	5V, 0~4.0A	$\pm 3\%$	100mV		

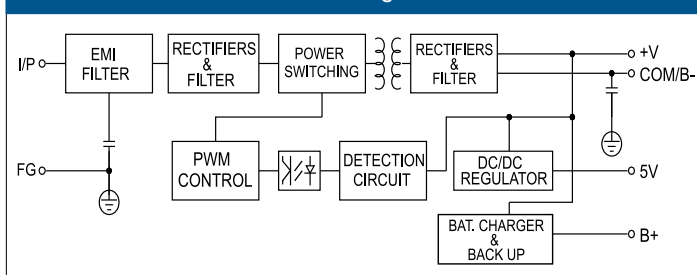
Single Output with Battery Charger (UPS Function)

Model No.	Output	Tol.	R&N	Effi.	Max.
AD-55A	13.8V, 0~4.0A	$\pm 1\%$	100mV	71%	51W
	13.4V, 0~0.23A	(Charger)			
AD-55B	27.6V, 0~2.0A	$\pm 1\%$	100mV	74%	54W
	26.5V, 0~0.16A	(Charger)			

Dual Output with Battery Charger (UPS Function)

Model No.	Output	Tol.	R&N	Effi.	Max.
ADD-55A	13.8V, 0~3.50A	$\pm 1\%$	100mV	71%	53W
	5V, 0~4.00A	$\pm 3\%$	100mV		
	13.4V, 0~0.23A	(Charger)			
ADD-55B	27.6V, 0~2.00A	$\pm 1\%$	150mV	74%	55W
	5V, 0~4.00A	$\pm 3\%$	150mV		
	26.5V, 0~0.16A	(Charger)			

Block Diagram



155W 1~2 Output with Battery Charger and PFC Function



199x 110x 50 mm

- Universal AC input / Full range
- PF>0.92@230VAC and full load
- Protections: Short circuit / Overload / Over voltage
- Battery low protection (except for ADS series)
- Cooling by free air convection
- Fixed switching frequency at 134kHz
- Approvals: UL / CUL / TUV / CB / CE / EAC
- 100% full load burn-in test
- 2 years warranty

AC input voltage range 88~264VAC; 124~370VDC
 AC inrush current Cold start, 23A at 115VAC, 45A at 230VAC
 DC adjustment range 12V, 24V, 48V: $\pm 10\%$
 13.8V: 12~14.5V; 27.6V: 24~29V; 54V: 48~58V
 Overload protection CH1,2: 105%~135%, charger: 0.51~0.9A;
 constant current limiting, auto-recovery
 Over voltage protection CH1: 115%~135% rated output voltage
 Setup, rise, hold up time ... 1000ms, 90ms, 24ms at full load and 230VAC
 Withstand voltage I/P-O/P:3kVAC, I/P-FG:2kVAC, O/P-FG: 0.5kVAC
 Working temperature -10~+60°C (refer to output derating curve)
 Safety standards UL62368-1, TUV EN62368-1, EAC TP TC 004 approved
 EMC standards EN55032 class B, EN61000-3-2,3,
 EN61000-4-2,3,4,5,6,8,11, EAC TP TC 020
 Connection 8P/ 9.5mm pitch terminal block
 Packing 1.0kg ; 16pcs / 16.0kg / 0.95CUFT

Single Output with 5V, 3A DC-DC Converter

Model No.	Output	Tol.	R&N	Effi.	Max.
ADS-15512	12V, 0~12.5A	$\pm 2\%$	150mV	77%	153W
	5V, 0~3.00A	$\pm 3\%$	100mV		
ADS-15524	24V, 0~6.50A	$\pm 1\%$	150mV	82%	154W
	5V, 0~3.00A	$\pm 3\%$	100mV		
ADS-15548	48V, 0~3.20A	$\pm 1\%$	240mV	82%	154W
	5V, 0~3.00A	$\pm 5\%$	100mV		

Single Output with Battery Charger (UPS Function)

Model No.	Output	Tol.	R&N	Effi.	Max.
AD-155A	13.8V, 0~11.5A	$\pm 2\%$	150mV	80%	152W
	13.3V, 0~0.50A	(Charger)			
AD-155B	27.6V, 0~5.50A	$\pm 1\%$	150mV	84%	152W
	27.1V, 0~0.50A	(Charger)			
AD-155C	54.0V, 0~2.70A	$\pm 1\%$	240mV	84%	157W
	53.5V, 0~0.50A	(Charger)			

Dual Output with Battery Charger (UPS Function)

Model No.	Output	Tol.	R&N	Effi.	Max.
ADD-155A	13.8V, 0~10.5A	$\pm 1\%$	150mV	78%	153W
	5V, 0~3.00A	$\pm 3\%$	100mV		
	13.3V, 0~0.50A	(Charger)			
ADD-155B	27.6V, 0~5.00A	$\pm 1\%$	200mV	81%	153W
	5V, 0~3.00A	$\pm 3\%$	100mV		
	27.1V, 0~0.50A	(Charger)			
ADD-155C	54.0V, 0~2.50A	$\pm 1\%$	240mV	81%	150W
	5V, 0~3.00A	$\pm 5\%$	100mV		
	53.5V, 0~0.20A	(Charger)			

Security Series/ATX Power



35 ~ 75W Single Output

- Universal AC input / Full range
- Protections: Short circuit / Overload / Over voltage / Battery reverse polarity protection by fuse
- Cooling by free air convection
- No load power consumption <math><0.75W</math>
- Suitable for installation in metallic or non-metallic system enclosure
- Temperature compensation function
- LED indicator for power on
- 2 years warranty



AC input voltage range 85~264VAC; 120~370VDC
 DC adjustment range 95%~115% rated output voltage
 Overload protection 120%~165%, hiccup mode, auto-recovery
 Over voltage protection 120%~140%, rated output voltage
 Setup, rise, hold up time 500ms, 30ms, 50ms at full load and 230VAC
 Withstand voltage I/P-O/P: 3kVAC, I/P-FG:2kVAC, 1minute
 Working temperature -20~+60°C (refer to output derating curve)
 Safety standards UL62368-1, EAC TP TC 004 approved
 EMC standards EN55032 class B, EN61000-3-2,-3, EN61000-4-2,3,4,5,6,8,11, EAC TP TC 020
 Connection I/P: 3 poles, O/P: 2 poles screw terminal

✦ SCP-35 Series

Model No.	Output	Tol.	R&N	Effi.	Max.
SCP-35-12	13.8V, 0~2.6A	±2%	120mV	83%	36W
SCP-35-24	27.6V, 0~1.4A	±1%	200mV	86%	39W

✦ SCP-50 Series

Model No.	Output	Tol.	R&N	Effi.	Max.
SCP-50-12	13.8V, 0~3.6A	±2%	120mV	81%	50W
SCP-50-24	27.6V, 0~1.8A	±1%	200mV	85%	50W

✦ SCP-75 Series

Model No.	Output	Tol.	R&N	Effi.	Max.
SCP-75-12	13.8V, 0~5.4A	±2%	120mV	81%	75W
SCP-75-24	27.6V, 0~2.7A	±1%	200mV	85%	75W

300W Industrial ATX PC Power Supply



- Universal AC input / Full range
- Low profile for 1U/2U rack system
- Built-in active PFC function
- Protections: Short circuit / Overload / Over voltage
- With power good and fail signal output
- Forced air cooling by built-in DC fan
- PS-ON signal input
- 2 years warranty

AC input voltage range 90~264VAC, 127~370VDC
 Setup, rise, hold up time ... 800ms, 20ms, 16ms at 230VAC
 Overload protection 105%~150% shut off, re-power on to recover
 Over voltage protection 110%~140% rated output voltage for CH1~CH3
 Withstand voltage I/P-O/P: 1.5kVAC, I/P-FG:2kVAC, 1minute
 Working temperature -10~+60°C (refer to output derating curve)
 Safety standards UL62368-1, TUV EN62368-1, EAC TP TC 004 approved
 EMC standards EN55032 class B, EN61000-3-2,-3, EN61000-4-2,3,4,5,6,8,11, EAC TP TC 020

Model No.	Output	Tol.	R&N	Effi.	Max.
IPC-300A	3.3V, 0~20A	±5%	50mV	75%	300W
	5V, 1~30A	±5%	50mV		
	12V, 1~18A	±7%	120mV		
	-5V, 0~0.5A	±8%	100mV		
	-12V, 0.1~1.0A	±10%	120mV		
	5VSB, 0~2.0A	±5%	50mV		
IPC-300B	24V, 0~3.0A	±5%	240mV	80%	300W
	5V, 1~30A	±5%	50mV		
	12V, 1~18A	±7%	120mV		
	-5V, 0~0.5A	±8%	100mV		
	-12V, 0.1~1.0A	±10%	120mV		
	5VSB, 0~2.0A	±5%	50mV		



Best products also need best service.

We have authorized distributors all over the world. They have sufficient stock for your prompt delivery. Also, they can offer you technical support & RMA services. Please contact your local distributors for more product information. You can also contact us at info@meanwell.com for information of your local distributors.




We provide specification, drawing, test report and more information, please visit our website —

<http://www.meanwell.com>



Who can provide you better services and be a trustworthy partner in the power industry?

— "MEAN WELL" tries to be —



Features

- Universal AC input 90~305VAC
- Built-in active PFC function
- High efficiency up to 94%
- Fanless design, cooling by free air convection
- Ultra-wide operating range
- Meet 6kV surge immunity level
- Withstand 10G vibration test
- Operating altitude up to 5000 meters
- Protections:
 - Short circuit / Overload / Over voltage / Over temperature
- Multiple models for choice:
 - A-Type: **IP65 rated**, Vo and Io can be adjusted through internal potentiometer
 - Blank-Type(option): **IP68 rated**, Vo and Io fixed
- Suitable for general industrial applications at high/low temperature, high dust, high moisture, high vibration, high salt or outdoor environment
- 6 years warranty

General Specification (Please refer to www.meanwell.com for detail spec.)



Model No.	HEP-100	HEP-150
AC input voltage range	90~305VAC, 127~431VDC	
AC inrush current (max.)	Cold start, 60A at 230VAC	Cold start, 65A at 230VAC
DC adjustment range	Vo: -10%~+10% by potentiometer (A-Type only) Io: 60%~100% of rated output current adjustment by potentiometer(A-Type only)	
Overload protection	105%~125% constant current limiting, auto-recovery	
Over voltage protection	108%~135% rated output voltage	
Setup, rise, hold up time	500ms, 50ms, 16ms at full load and 230VAC	
Withstand voltage	I/P-O/P: 3.75kVAC, I/P-FG: 2kVAC, O/P-FG: 1.5kVAC	
Working temperature	-55~+70°C (refer to output derating curve)	
Safety standards	UL62368-1, EAC TP TC 004 approved ; Design refer to TUV EN62368-1	
EMC standards	EN55032 class B, EN61000-3-2,3, EN61000-4-2,3,4,5,6,8,11, EAC TP TC 020	
Connection	Input	UL rated, SJTW 18AWGx3C(30cm)
	Output	SJTW 14AWGx2C(30cm)
Dimension (LxWxH)(mm)	220x 68x 38.8	228x 68x 38.8

100W HEP-100


Model No.	Output	Tol.	R&N	Effi.
HEP-100-12[A]	12V, 0~8.34A	±2.0%	120mV	92%
HEP-100-15[A]	15V, 0~6.67A	±1.5%	150mV	92%
HEP-100-24[A]	24V, 0~4.00A	±1.0%	150mV	93%
HEP-100-36[A]	36V, 0~2.65A	±1.0%	200mV	93%
HEP-100-48[A]	48V, 0~2.00A	±1.0%	200mV	93%
HEP-100-54[A]	54V, 0~1.77A	±1.0%	200mV	93%

□ = A or Blank, A: standard model(IP65), Blank: optional model(IP68)

150W HEP-150

Model No.	Output	Tol.	R&N	Effi.
HEP-150-12[A]	12V, 0~12.5A	±2.5%	150mV	91.5%
HEP-150-15[A]	15V, 0~10.0A	±2.0%	150mV	92.0%
HEP-150-24[A]	24V, 0~6.30A	±1.0%	150mV	93.0%
HEP-150-36[A]	36V, 0~4.20A	±1.0%	200mV	93.5%
HEP-150-48[A]	48V, 0~3.20A	±1.0%	200mV	94.0%
HEP-150-54[A]	54V, 0~2.80A	±1.0%	200mV	94.0%

□ = A or Blank, A: standard model(IP65), Blank: optional model(IP68)



Features

- Universal AC input 90~305VAC
- Built-in active PFC function
- High efficiency up to 94%
- Fanless design, cooling by free air convection
- Ultra-wide operating range
- Meet 6kV surge immunity level
- Withstand 10G vibration test
- Operating altitude up to 5000 meters
- Protections:
 - Short circuit / Overload / Over voltage / Over temperature
- Multiple models for choice:
 - A-Type: **IP65 rated**, Vo and Io can be adjusted through internal potentiometer
 - Blank-Type(option): **IP68 rated**, Vo and Io fixed
- Suitable for general industrial applications at high/low temperature, high dust, high moisture, high vibration, high salt or outdoor environment
- 6 years warranty

General Specification (Please refer to www.meanwell.com for detail spec.)



Model No.	HEP-185	HEP-240
AC input voltage range	90~305VAC, 127~431VDC	
AC inrush current (max.)	Cold start, 65A at 230VAC	Cold start, 75A at 230VAC
DC adjustment range	Vo: -10%~+10% by potentiometer (A-Type only) Io: 50%~100% of rated output current by potentiometer(A-Type only)	Vo: -6%~+6% by potentiometer (HEP-240 A-Type only) Io: 50%~100% of rated output current by potentiometer (A-Type only)
Overload protection	105%~125% constant current limiting, auto-recovery	105%~125% hiccup mode, auto-recovery
Over voltage protection	108%~135% rated output voltage	
Setup, rise, hold up time	500ms, 50ms, 16ms at full load and 230VAC	500ms, 80ms, 15ms at full load and 230VAC
Withstand voltage	I/P-O/P: 3.75kVAC, I/P-FG: 2kVAC, O/P-FG: 1.5kVAC	
Working temperature	-55~+70°C (refer to output derating curve)	
Safety standards	UL62368-1, EAC TP TC 004 approved ; Design refer to TUV EN62368-1	
EMC standards	EN55032 class B, EN61000-3-2,3, EN61000-4-2,3,4,5,6,8,11, EAC TP TC 020	
Connection	Input	UL rated, SJTW 18AWGx3C(30cm)
	Output	SJTW 14AWGx2C(30cm)
Dimension (LxWxH)(mm)	228x 68x 38.8	244.2x 68x 38.8

185W HEP-185

Model No.	Output	Tol.	R&N	Effi.
HEP-185-12[A]	12V, 0~13.0A	±2.5%	150mV	91.5%
HEP-185-15[A]	15V, 0~11.5A	±2.0%	150mV	92.0%
HEP-185-24[A]	24V, 0~7.80A	±1.0%	150mV	93.5%
HEP-185-36[A]	36V, 0~5.20A	±1.0%	200mV	93.5%
HEP-185-48[A]	48V, 0~3.90A	±1.0%	200mV	94.0%
HEP-185-54[A]	54V, 0~3.45A	±1.0%	200mV	94.0%

□ = A or Blank, A: standard model(IP65), Blank: optional model(IP68)

240W HEP-240

Model No.	Output	Tol.	R&N	Effi.
HEP-240-12[A]	12V, 0~16.0A	±2.5%	150mV	90.0%
HEP-240-15[A]	15V, 0~15.0A	±2.0%	150mV	90.0%
HEP-240-24[A]	24V, 0~10.0A	±1.0%	150mV	92.5%
HEP-240-36[A]	36V, 0~6.70A	±1.0%	250mV	92.5%
HEP-240-48[A]	48V, 0~5.00A	±1.0%	250mV	93.0%
HEP-240-54[A]	54V, 0~4.45A	±1.0%	350mV	93.5%

□ = A or Blank, A: standard model(IP65), Blank: optional model(IP68)



Features

- Universal AC input 90~305VAC
- Built-in active PFC function
- High efficiency up to 95%
- Fanless design, cooling by free air convection
- Ultra-wide operating temperature
- Meet 6kV surge immunity level
- Withstand 10G vibration test
- Operating altitude up to 5000 meters
- Protections: Short circuit / Overload / Over voltage / Over temperature
- Multiple models for choice:
 - A-Type: IP65 rated, Vo and Io can be adjusted through internal potentiometer
 - Blank-Type(option): IP68 rated, Vo and Io fixed
- Suitable for general industrial applications at high/low temperature, high dust, high moisture, high vibration, high salt or outdoor environment
- 6 years warranty

General Specification (Please refer to www.meanwell.com for detail spec.)



Model No.	HEP-320	HEP-480
AC input voltage range	90~305VAC; 127~431VDC	
AC inrush current (max.)	Cold start, 70A at 230VAC	Cold start, 35A at 230VAC
DC adjustment range	Vo: -10%~+10% by potentiometer (HEP-320 A-Type only) Io: 50%~100% of rated output current by potentiometer (A-Type only)	Vo: -15%~+5% by potentiometer Io: 50%~100% of rated output current by potentiometer
Overload protection	105%~125% hiccup mode, auto-recovery	105%~125% constant current limiting, auto-recovery
Over voltage protection	108%~135% rated output voltage	
Setup, rise, hold up time	500ms, 80ms, 15ms at full load and 230VAC	500ms, 80ms, 16ms at full load and 230VAC
Withstand voltage	I/P-O/P: 3.75kVAC, I/P-FG: 2kVAC, O/P-FG: 1.5kVAC	
Working temperature	-55~+70°C (refer to output derating curve)	-55~+65°C (refer to output derating curve)
Safety standards	UL62368-1, EAC TP TC 004 approved ; Design refer to TUV EN62368-1	
EMC standards	EN55032 class B, EN61000-3-2,3, EN61000-4-2,3,4,5,6,8,11, EAC TP TC 020, EN55024	
Connection	Input	UL rated, SJTW 18AWGx3C (30cm)
	Output	SJTW 14AWGx2C (30cm)
Dimension (LxWxH)(mm)	252x 90x 43.8	262x 125x 43.8

320W HEP-320

Model No.	Output	Tol.	R&N	Effi.
HEP-320-12[A]	12V, 0~22.0A	±3.0%	150mV	91.0%
HEP-320-15[A]	15V, 0~19.0A	±2.0%	150mV	92.5%
HEP-320-24[A]	24V, 0~13.34A	±1.0%	150mV	94.0%
HEP-320-36[A]	36V, 0~8.90A	±1.0%	250mV	94.0%
HEP-320-48[A]	48V, 0~6.70A	±1.0%	250mV	94.5%
HEP-320-54[A]	54V, 0~5.95A	±1.0%	350mV	95.0%

□ = A or Blank, A: standard model(IP65), Blank: optional model(IP68)

480W HEP-480

Model No.	Output	Tol.	R&N	Effi.
HEP-480-24[A]	24V, 0~20A	±1.0%	200mV	94.0%
HEP-480-36[A]	36V, 0~13.3A	±1.0%	250mV	95.0%
HEP-480-48[A]	48V, 0~10A	±1.0%	250mV	94.5%
HEP-480-54[A]	54V, 0~8.9A	±1.0%	350mV	95.0%

□ = A or Blank, A: standard model(IP65), Blank: optional model(IP68)



■ Features

- Universal AC input 90~305VAC
- Built-in active PFC function
- No load power consumption <0.5W at remote OFF (HEP-600)
- High efficiency up to 96%
- Fanless design, cooling by free air convection
- Ultra-wide operating temperature
- Withstand 10G vibration test
- Operating altitude up to 5000 meters
- Protections: Short circuit / Overload / Over voltage / Over temperature
- Vo and Io can be adjusted through internal potentiometer
- Suitable for general industrial applications at high/low temperature, high dust, high moisture, high vibration, high salt or outdoor environment
- Built-in PMBus protocol/ optional CANBus protocol (HEP-1000)
- Output voltage and current programmable(HEP-1000)
- 6 years warranty

■ General Specification (Please refer to www.meanwell.com for detail spec.)



Model No.	HEP-600	HEP-1000
AC input voltage range	90~305VAC; 127~431VDC	
AC inrush current (max.)	Cold start, 70A at 230VAC	Cold start, 40A at 230VAC
DC adjustment range	Vo: -15%~+5% by potentiometer Io: to 50%~100% of rated output current by potentiometer	Vo: 0%~+25% by potentiometer
Overload protection	105%~125% constant current limiting, auto-recovery	
Over voltage protection	108%~135% rated output voltage	125%~145% rated output voltage
Setup, rise, hold up time	500ms, 80ms, 15ms at full load and 230VAC	1800ms, 80ms, 12ms at full load and 230VAC
Withstand voltage	I/P-O/P: 3.75kVAC, I/P-FG: 2kVAC, O/P-FG: 1.5kVAC	I/P-O/P: 3kVAC, I/P-FG: 2kVAC, O/P-FG: 1.25kVAC
Working temperature	-40~+70°C (refer to output derating curve)	
Safety standards	UL62368-1, TUV EN62368-1, EAC TP TC 004 approved	UL62368-1, TUV EN62368-1, EAC TP TC 004 approved ; design refer to EN61558-1, EN60335-1(by request)
EMC standards	EN55032 class B, EN61000-3-2,3, EN61000-4-2,3,4,5,6,8,11, EAC TP TC 020	
Connection	Input	3+4P / 11mm pitch terminal block with cover
	Output	
Dimension (LxWxH)(mm)	280x 144x 48.5	310x 144x 48.5

■ 600W HEP-600

Model No.	Output	Tol.	R&N	Effi.
HEP-600-12	12V, 0~40A	±3.0%	150mV	93.0%
HEP-600-15	15V, 0~36A	±2.0%	150mV	94.0%
HEP-600-20	20V, 0~28A	±1.5%	150mV	95.0%
HEP-600-24	24V, 0~25A	±1.0%	150mV	95.0%
HEP-600-30	30V, 0~20A	±1.0%	200mV	95.5%
HEP-600-36	36V, 0~16.7A	±1.0%	250mV	95.5%
HEP-600-42	42V, 0~14.3A	±1.0%	250mV	96.0%
HEP-600-48	48V, 0~12.5A	±1.0%	250mV	96.0%
HEP-600-54	54V, 0~11.2A	±1.0%	350mV	96.0%

■ 1000W NEW HEP-1000

Model No.	Output	Tol.	R&N	Effi.
HEP-1000-24	24V, 0~42A	±1.0%	200mV	96%
HEP-1000-48	48V, 0~21A	±1.0%	500mV	96%
HEP-1000-100	100V, 0~10A	±1.0%	500mV	96%



Best products also need best service.

We have authorized distributors all over the world. They have sufficient stock for your prompt delivery. Also, they can offer you technical support & RMA services. Please contact your local distributors for more product information. You can also contact us at info@meanwell.com for information of your local distributors.



Features

- ERP-200/350: 180~264VAC input only
ERP-400: 90~264VAC input (withstand 300VAC surge input for 5 sec.)
- Built-in active PFC function (ERPF-400)
- Semi-potted and design against rain splash
- Fanless design, cooling by free air convection
- Protections: Short circuit / Overload / Over voltage / Over temperature
- LED indicator for power on
- Low cost, high reliability
- Suitable for channel letter, strip lighting and moving sign applications
- 3 years warranty

General Specification (Please refer to www.meanwell.com for detail spec.)

Model No.	ERP-200	ERP-350	ERPF-400
AC input voltage range	180~264VAC; 254~370VDC		90~264VAC; 127~370VDC
AC inrush current (max.)	Cold start, 90A at 230VAC		
Setup, rise, hold up time	1500ms, 200ms, 20ms at 230VAC		2000ms, 100ms, 10ms at 230VAC
DC adjustment range	±10% rated output voltage		
Overload protection	Range	110%~140% rated output power	110%~180% rated output power
	Type	Hiccup mode, auto-recovery	
Over voltage protection	Range	12V: 13.8~16.2V, 24V: 27.6~32.4V	12V: 13.8~16.2V, 24V: 27.6~32.4V, 36V: 41.4~46.8V, 48V: 57.6~67.2V
	Type	Hiccup mode, auto-recovery	
Withstand voltage	I/P-O/P: 3kVAC, I/P-FG: 2kVAC, O/P-FG: 0.5kVAC		
Working temperature	-30~+60°C (refer to output derating curve)		
Safety standards	IEC/EN62368-1 / CQC GB4943.1(24V), EAC TP TC 004 approved	UL60950-1, GB4943.1(24~48V), EAC TP TC004	UL62368-1, TUV EN62368-1, CCC GB4943.1, EAC TP TC 004 approved
EMC standards	Design refer to EN55032 class A, EAC TP TC 020, EN61000-4-5		Compliance to GB17625.1, EN61000-3-3, EN61000-4-2,3,4,5,6,8,11, EN55032 class A, GB9254 class A, EAC TP TC020
Connection	Input	9P / 9.5mm pitch terminal block	
	Output		
Dimension (LxWxH) (mm)	200x 120x 40	220.4x 130x 48	

ERP-350 Series



Model No.	Output	Tol.	R&N	Effi.
ERP-350-12	12V, 0~26.7A	±1%	150mV	87%
ERP-350-24	24V, 0~14.6A	±1%	150mV	89%
ERP-350-36	36V, 0~9.7A	±1%	240mV	90%
ERP-350-48	48V, 0~7.3A	±1%	240mV	90%

ERP-200 Series



Model No.	Output	Tol.	R&N	Effi.
ERP-200-12	12V, 0~16.8A	±1%	150mV	87%
ERP-200-24	24V, 0~8.33A	±1%	150mV	89%

ERPF-400 Series



Model No.	Output	Tol.	R&N	Effi.
ERPF-400-12	12V, 0~30A	±1%	150mV	89%
ERPF-400-24	24V, 0~16.7A	±1%	150mV	90%
ERPF-400-48	48V, 0~8.3A	±1%	240mV	91%

LED Sign Panel

200W Slim Width and Low Profile



Features

- Universal AC input / Full range
- Withstand 300VAC surge input for 5 seconds
- Slim width and low profile (26mm)
- Built-in active PFC function
- 150% peak load capability (100ms)
- Fanless design, cooling by free air convection
- Protections:
Short circuit / Overload / Over voltage / Over temperature
- DC OK signal
- LED indicator for power on (LHP-200 only)
- Suitable for moving sign applications
- 3 years warranty

General Specification (Please refer to www.meanwell.com for detail spec.)




Model No.	UHP-200A	LHP-200
AC input voltage range	90~264VAC; 141~370VDC	
Leakage current	Less than 1mA at 240VAC	
AC inrush current (max.)	Cold start, 85A at 230VAC	Cold start, 40A/115VAC, 80A/230VAC
DC adjustment range	4.2V: 4.0~4.4V, 4.5V: 4.3~4.7V, 5V: 4.7~5.3V	4.2V: 3.8~4.2V, 4.6V: 4.2~4.6V, 5V: 4.5~5V
Overload protection	110%~140% rated output power	125%~175% rated output power
Over voltage protection	110%~140% rated output voltage	5.5~ 6V Shut down O/P voltage, with auto-recovery
Setup, rise, hold up time	2000ms, 200ms, 10ms at 230VAC	2000ms, 100ms, 10ms / 230VAC at full load
Withstand voltage	I/P-O/P:3kVAC, I/P-FG:2kVAC, O/P-F/G: 0.5kVDC	I/P-O/P:3.0KVAC, I/P-FG:1.5KVAC, O/P-FG:0.5KVAC
Working temperature	-30~+70°C (refer to output derating curve)	-40~+80°C (refer to output derating curve)
Vibration	10~500Hz, 5G 10min. / 1 cycle, period for 60 min., each along X, Y, Z axes	1 ~ 200Hz, 2G 10min./1cycle, period for 30min. each along X, Y, Z axes
Safety standards	UL62368-1, TUV EN62368-1, CCC GB4943, EAC TP TC 004 approved	UL62368-1, EN62368-1, CCC GB4943.1, EAC TP TC 004 approved
EMC standards	EN55032 class B, EN61000-3-2,3, EN61000-4-2,3,4,5,6,8,11, EN55024, GB9254, GB17625.1, EAC TP TC 020	Compliance to EN55032, GB/T9254 Class B, EN61000-3-2, EN61000-3-3, GB17625.1, EN55024 EN61000-4-2,3,4,5,6,8,11, EAC TP TC 020
Dimension (LxWxH)(mm)	167x 55x 26	220x 50x 26

200W UHP-200A

Model No.	Output	Tol.	R&N	Effi.
UHP-200A-4.2	4.2V, 0~40A	±4%	200mV	88%
UHP-200A-4.5	4.5V, 0~40A	±4%	200mV	88%
UHP-200A-5	5V, 0~40A	±4%	200mV	88.5%

200W LHP-200

Model No.	Output	Tol.	R&N	Effi.
LHP-200-4.2	4.2V, 0~40A	±5%	200mV	90%
LHP-200-4.5	4.6V, 0~40A	±5%	200mV	91%
LHP-200-5	5V, 0~40A	±5%	200mV	91%



Features

- 2:1 wide input range
- I/O isolation:
1500VAC (2000VAC for 15W)
- Protections: Short circuit / Overload /
Over voltage
- Cooling by free air convection
- 2 years warranty

General Specification (Please refer to www.meanwell.com for detail spec.)

Model No.	SD-15	SD-25	SD-50	SD-100
DC input range	A: 9.2~18V(9.5~15.6 for SD-100A only), B: 19~36V(18~36V for SD-15), C: 36~72V; D: 72~144V (SD-100 only)			
DC adjustment range	5V: 4.5~5.5V, 12V: 11~16V, 24V: 23~30V (5V: 4.75~5.5V, 12V: 10.8~13.2V, 24V: 21.6~26.4V for SD-15)			
Line and load regulation (max.)	±0.5% (±0.2%~±0.5% for SD-100A only)			
Overload protection	105%~160% hiccup mode, auto-recovery	105%~150% hiccup mode, auto-recovery		105%~135% hiccup mode, auto-recovery
Over voltage protection	115%~135% rated output voltage	115%~165% rated output voltage		
Withstand voltage	I/P-O/P: 2kVAC, I/P-FG: 1.5kVAC, 1 minute		I/P-O/P: 1.5kVAC, I/P-FG: 2kVAC, 1 minute	
Working temperature	-10~+60°C (refer to output derating curve)			
Safety standards	Meet LVD, EAC TP TC 004; EN62368-1 CB approved by TUV (SD-100 D type only); design refer to IEC62368-1(SD-100 A type only)			
EMC standards	AS/NZS62368.1(SD-50 only), EN55032 class B, EN61000-4-2,3,4,6,8, EAC TP TC 020			
Dimension (LxWxH) (mm)	78x 51x 28	99x 97x 36	159x 97x 38	199x 98x 38

15W



Model No.	Vin (VDC)	Vout (VDC)	Iout (A)	R&N (mVp-p)	Effi. (%)
SD-15A-5	9.2~18	5	3	100	68
SD-15A-12	9.2~18	12	1.25	120	72
SD-15A-24	9.2~18	24	0.625	150	70
SD-15B-5	18~36	5	3	100	76
SD-15B-12	18~36	12	1.25	120	76
SD-15B-24	18~36	24	0.625	150	77
SD-15C-5	36~72	5	3	100	75
SD-15C-12	36~72	12	1.25	120	79
SD-15C-24	36~72	24	0.625	150	78

50W



Model No.	Vin (VDC)	Vout (VDC)	Iout (A)	R&N (mVp-p)	Effi. (%)
SD-50A-5	9.2~18	5	10	100	70
SD-50A-12	9.2~18	12	4.2	120	72
SD-50A-24	9.2~18	24	2.1	150	74
SD-50B-5	19~36	5	10	100	73
SD-50B-12	19~36	12	4.2	120	75
SD-50B-24	19~36	24	2.1	150	80
SD-50C-5	36~72	5	10	100	76
SD-50C-12	36~72	12	4.2	120	78
SD-50C-24	36~72	24	2.1	150	83

25W



Model No.	Vin (VDC)	Vout (VDC)	Iout (A)	R&N (mVp-p)	Effi. (%)
SD-25A-5	9.2~18	5	5	100	71
SD-25A-12	9.2~18	12	2.1	120	72
SD-25A-24	9.2~18	24	1.1	150	75
SD-25B-5	19~36	5	5	100	72
SD-25B-12	19~36	12	2.1	120	75
SD-25B-24	19~36	24	1.1	150	78
SD-25C-5	36~72	5	5	100	74
SD-25C-12	36~72	12	2.1	120	78
SD-25C-24	36~72	24	1.1	150	81

100W



Model No.	Vin (VDC)	Vout (VDC)	Iout (A)	R&N (mVp-p)	Effi. (%)
SD-100A-5	9.5~18	5	18	100	78
SD-100A-12	9.5~18	12	8.5	120	82
SD-100A-24	9.5~18	24	4.2	150	84
SD-100B-5	19~36	5	20	100	74
SD-100B-12	19~36	12	8.5	120	75
SD-100B-24	19~36	24	4.2	150	78
SD-100C-5	36~72	5	20	100	75
SD-100C-12	36~72	12	8.5	120	77
SD-100C-24	36~72	24	4.2	150	81
SD-100D-5	72~144	5	20	100	76
SD-100D-12	72~144	12	8.5	120	80
SD-100D-24	72~144	24	4.2	150	83



Features

- 2:1 wide input range (4:1 input for SD-500/1000)
- I/O Isolation: 1500VAC, 2000VAC (SD-500/1000)
- Protections: Short circuit / Overload / Over voltage / Over temperature (except for SD-150) / Input polarity (SD-500 only)
- Fanless design, cooling by free air convection (SD-150/200), forced air cooling by built-in DC fan (SD-350/500/1000)
- DC input active surge current limiting (SD-500)
- Output OK signal (SD-500/1000)
- 1U low profile 41mm (SD-1000)
- 12V / 0.25A auxiliary output (SD-500/1000)
- Built-in remote ON/OFF control and remote sense (SD-500/1000)
- 2 years warranty, 3 years warranty (SD-500/1000)

General Specification (Please refer to www.meanwell.com for detail spec.)

Model No.	SD-150	SD-200	SD-350	SD-500	SD-1000
DC input range	B: 19~36V, C: 36~72V, D: 72~144V			L: 19~72V, H: 72~144V	
Vout adjustment range	12V: 11~16V, 24V: 23~30V	5V: 4.5~5.5V, 12V: 11~16V, 24V: 23~30V, 48V: 43~53V		12V: 11~15V, 24V: 23~30V, 48V: 46~60V	
Line and load regulation (max.)	±0.5%		±0.2%~±0.5%	±0.5%	
Overload protection	105%~135% hiccup mode, auto-recovery	105%~135% shut off, re-power on to recover		105%~125% constant current limiting, shut off after 5 sec., re-power on to recover	
Over voltage protection	130%~165%	110%~167% rated output voltage		130%~160% rated output voltage	
Withstand voltage	I/P-O/P: 1.5kVAC, I/P-FG: 2kVAC, O/P-FG: 0.5kVAC			I/P-O/P: 2kVAC, I/P-FG: 2kVAC, O/P-FG: 0.5kVAC	
Working temperature	-10~+60°C	-20~+60°C			
Safety standards	Meet LVD, EAC TP TC 004, EN62368-1 CB approved by TUV (D type only)			IEC62368-1 CB approved by TUV, EAC TP TC 004	
EMC standards	EN55032 class B, EN61000-4-2,3,4,6,8, EAC TP TC 020				
Dimension (LxWxH) (mm)	199x 110x 50	215x 115x 50			295x 127x 41

150W



Model No.	Vin (VDC)	Vout (VDC)	Iout (A)	R&N (mVp-p)	Effi. (%)
SD-150B-12	19~36	12	12.5	120	75
SD-150B-24	19~36	24	6.3	150	77
SD-150C-12	36~72	12	12.5	120	77
SD-150C-24	36~72	24	6.3	150	80
SD-150D-12	72~144	12	12.5	120	79
SD-150D-24	72~144	24	6.3	150	82

350W



Model No.	Vin (VDC)	Vout (VDC)	Iout (A)	R&N (mVp-p)	Effi. (%)
SD-350B-5	19~36	5	57	100	74
SD-350B-12	19~36	12	27.5	120	80
SD-350B-24	19~36	24	14.6	150	80
SD-350B-48	19~36	48	7.3	200	84
SD-350C-5	36~72	5	60	100	76
SD-350C-12	36~72	12	27.5	120	81
SD-350C-24	36~72	24	14.6	150	81
SD-350C-48	36~72	48	7.3	200	82
SD-350D-5	72~144	5	60	100	78
SD-350D-12	72~144	12	29.2	120	83
SD-350D-24	72~144	24	14.6	150	87
SD-350D-48	72~144	48	7.3	200	89

200W



Model No.	Vin (VDC)	Vout (VDC)	Iout (A)	R&N (mVp-p)	Effi. (%)
SD-200B-5	19~36	5	34	100	79
SD-200B-12	19~36	12	16.7	120	82
SD-200B-24	19~36	24	8.4	150	85
SD-200B-48	19~36	48	4.2	200	86
SD-200C-5	36~72	5	40	100	81
SD-200C-12	36~72	12	16.7	120	84
SD-200C-24	36~72	24	8.4	150	86
SD-200C-48	36~72	48	4.2	200	86
SD-200D-5	72~144	5	40	100	82
SD-200D-12	72~144	12	16.7	120	82
SD-200D-24	72~144	24	8.4	150	84
SD-200D-48	72~144	48	4.2	200	90

500W



Model No.	Vin (VDC)	Vout (VDC)	Iout (A)	R&N (mVp-p)	Effi. (%)
SD-500L-12	19~72	12	40	150	86
SD-500L-24	19~72	24	21	150	88
SD-500L-48	19~72	48	10.5	150	89
SD-500H-12	72~144	12	40	150	87
SD-500H-24	72~144	24	21	150	89
SD-500H-48	72~144	48	10.5	150	90

1000W



Model No.	Vin (VDC)	Vout (VDC)	Iout (A)	R&N (mVp-p)	Effi. (%)
SD-1000L-12	19~72	12	60	150	84
SD-1000L-24	19~72	24	40	150	88
SD-1000L-48	19~72	48	21	150	90
SD-1000H-12	72~144	12	60	150	85
SD-1000H-24	72~144	24	40	150	89
SD-1000H-48	72~144	48	21	150	92



Features

- Compliance to EN50155 and EN45545-2 railway standard
- 4:1 wide input range (RSD-30/60)
2:1 wide input range (RSD-100/150)
- 4000VDC I/O isolation
- Protections: Short circuit / Overload /
Over voltage / Input reverse polarity
- Cooling by free air convection
- Built-in constant current limiting circuit
- Ultra compact and 1U low profile
- All using 105°C long life electrolytic capacitors
- Half encapsulated (5G vibration)
- 3 years warranty

General Specification (Please refer to www.meanwell.com for detail spec.)



Model No.	RSD-30	RSD-60	RSD-100	RSD-150
DC input range	G: 9~36V, L: 18~72V, H: 40~160V		B: 14.4~33.6V, C:28.8~67.2V, D: 57.6~154V	
Overload protection	105%~135% constant current limiting, recovers automatically after fault condition is removed			
Over voltage protection	115%~135% Shut down O/P voltage, re-power on to recover			115%~140%
Withstand voltage	I/P-O/P: 4kVDC, I/P-FG: 2.5kVDC, O/P-FG: 2.5kVDC, 1 minute			
Isolation resistance	100MΩ@500VDC			
Working temperature (min.)	-40~+70°C (refer to output derating curve)			
Safety standards	Industrial	Meet IEC62368-1(LVD), EAC TP TC 004		
	Railway	EN50155: 2007—Comply with S1 level(3ms) and S2 level (10ms), please refer to spec for load derating curve 2017—Comply with S1 level		
		IEC60571; EN45545-2		
EMC standards	EN55032 class B (class A for conduction), EN61000-3,-2,3, EN61000-4-2,3,4,5,6, EN50121-3-2		EN55032 class B (class A for conduction), EN61000-4-2,3,4,5,6,8, EAC TP TC 020, EN50121-3-2	
Dimension (LxWxH)(mm)	113x 60x 25	128x 60x 25	161x 68x 36	189x77x36

30W

RSD-30

Model No.	Vin (VDC) (continuous)	Vout (VDC)	Iout (A)	R&N (mVp-p)	Effi. (%)
RSD-30G-3.3	9~36	3.3	6	70	84
RSD-30G-5	9~36	5	6	70	85
RSD-30G-12	9~36	12	2.5	60	86.5
RSD-30G-24	9~36	24	1.25	50	89
RSD-30L-3.3	18~72	3.3	6	70	84
RSD-30L-5	18~72	5	6	70	86
RSD-30L-12	18~72	12	2.5	60	90
RSD-30L-24	18~72	24	1.25	50	91
RSD-30H-3.3	40~160	3.3	6	70	87
RSD-30H-5	40~160	5	6	70	89
RSD-30H-12	40~160	12	2.5	60	89
RSD-30H-24	40~160	24	1.25	50	89

100W

RSD-100

Model No.	Vin (VDC) (1 sec / continuous)	Vout (VDC)	Iout (A)	R&N (mVp-p)	Effi. (%)
RSD-100B-5	14.4~33.6 / 16.8~31.2	5	20	100	88
RSD-100B-12	14.4~33.6 / 16.8~31.2	12	8.4	120	89
RSD-100B-24	14.4~33.6 / 16.8~31.2	24	4.2	150	89
RSD-100C-5	28.8~67.2 / 33.6~62.4	5	20	100	89
RSD-100C-12	28.8~67.2 / 33.6~62.4	12	8.4	120	91
RSD-100C-24	28.8~67.2 / 33.6~62.4	24	4.2	150	91
RSD-100D-5	57.6~154 / 67.2~143	5	20	100	89.5
RSD-100D-12	57.6~154 / 67.2~143	12	8.4	120	91
RSD-100D-24	57.6~154 / 67.2~143	24	4.2	150	90

60W


RSD-60

Model No.	Vin (VDC) (continuous)	Vout (VDC)	Iout (A)	R&N (mVp-p)	Effi. (%)
RSD-60G-3.3	9~36	3.3	12	60	86.5
RSD-60G-5	9~36	5	12	100	88
RSD-60G-12	9~36	12	5	50	92
RSD-60G-24	9~36	24	2.5	50	90
RSD-60L-3.3	18~72	3.3	12	60	88.5
RSD-60L-5	18~72	5	12	60	89
RSD-60L-12	18~72	12	5	50	93
RSD-60L-24	18~72	24	2.5	50	91.5
RSD-60H-3.3	40~160	3.3	12	80	87.5
RSD-60H-5	40~160	5	12	60	89
RSD-60H-12	40~160	12	5	50	92.5
RSD-60H-24	40~160	24	2.5	50	91.5

150W

RSD-150

Model No.	Vin (VDC) (1 sec / continuous)	Vout (VDC)	Iout (A)	R&N (mVp-p)	Effi. (%)
RSD-150B-5	14.4~33.6 / 16.8~31.2	5	30	100	89
RSD-150B-12	14.4~33.6 / 16.8~31.2	12	12.5	120	90
RSD-150B-24	14.4~33.6 / 16.8~31.2	24	6.3	150	90
RSD-150C-5	28.8~67.2 / 33.6~62.4	5	30	100	90
RSD-150C-12	28.8~67.2 / 33.6~62.4	12	12.5	120	92
RSD-150C-24	28.8~67.2 / 33.6~62.4	24	6.3	150	91
RSD-150D-5	57.6~154 / 67.2~143	5	30	100	90
RSD-150D-12	57.6~154 / 67.2~143	12	12.5	120	92
RSD-150D-24	57.6~154 / 67.2~143	24	6.3	150	91



RSD-200



RSD-300



Features

- Compliance to EN50155 and EN45545-2 railway standard
- 2:1 wide input range
- 4000VDC I/O isolation
- Protections:
 - Short circuit / Overload / Over voltage /
 - Input reverse polarity / Over temperature
- Cooling by free air convection
- Built-in constant current limiting circuit
- 1U low profile
- All using 105°C long life electrolytic capacitors
- Half encapsulated (5G vibration)
- 3 years warranty

General Specification (Please refer to www.meanwell.com for detail spec.)



Model No.	RSD-200	RSD-300
DC input range	B: 14.4~33.6V, C: 28.8~67.2V, D: 57.6~154V, E: 21.6~50.4V, F: 43.2~100.8V	
Line regulation (1 sec.)	±0.5%	
Load regulation (max.)	±1%	
Overload protection	105%~135% constant current limiting, recovers automatically after fault condition is removed	
Over voltage protection	115%~135% Shut down O/P voltage, re-power on to recover	115%~140%
Withstand voltage	I/P-O/P: 4kVDC, I/P-FG: 2.5kVDC, O/P-FG: 2.5kVDC, 1 minute	
Isolation resistance	100MΩ@500VDC	
Working temperature(min.)	-40~+70°C (refer to output derating curve)	
Safety standards	Industrial	Meet IEC62368-1(LVD), EAC TP TC 004
	Railway	EN50155: 2007—Comply with S1 level(3ms) and S2 level (10ms), please refer to spec for load derating curve 2017—Comply with S1 level
		IEC60571; EN45545-2
EMC standards	EN55032 class B, EN50121-3-2, EN61000-4-2,3,4,5,6,8, EN50121-3-2	
Dimension (LxWxH)(mm)	191x 86x 40	216x 96.5x 40

200W RSD-200

Model No.	Vin (VDC) (1 sec / continuous)	Vout (VDC)	Iout (A)	R&N (mVp-p)	Effi. (%)
RSD-200B-12	14.4~33.6 / 16.8~31.2	12	16.7	120	89
RSD-200B-24	14.4~33.6 / 16.8~31.2	24	8.4	150	89
RSD-200B-48	14.4~33.6 / 16.8~31.2	48	4.2	180	89
RSD-200C-12	28.8~67.2 / 33.6~62.4	12	16.7	120	91
RSD-200C-24	28.8~67.2 / 33.6~62.4	24	8.4	150	91
RSD-200C-48	28.8~67.2 / 33.6~62.4	48	4.2	180	91
RSD-200D-12	57.6~154 / 67.2~143	12	16.7	120	91
RSD-200D-24	57.6~154 / 67.2~143	24	8.4	150	91
RSD-200D-48	57.6~154 / 67.2~143	48	4.2	180	91

300W RSD-300

Model No.	Vin (VDC) (1 sec / continuous)	Vout (VDC)	Iout (A)	R&N (mVp-p)	Effi. (%)
RSD-300B-5	14.4~33.6 / 16.8~31.2	5	42	100	89
RSD-300B-12	14.4~33.6 / 16.8~31.2	12	22.5	120	89.5
RSD-300B-24	14.4~33.6 / 16.8~31.2	24	11.3	150	90
RSD-300B-48	14.4~33.6 / 16.8~31.2	48	5.7	180	91.5
RSD-300C-5	28.8~67.2 / 33.6~62.4	5	42	100	90.5
RSD-300C-12	28.8~67.2 / 33.6~62.4	12	25	120	91
RSD-300C-24	28.8~67.2 / 33.6~62.4	24	12.5	150	91.5
RSD-300C-48	28.8~67.2 / 33.6~62.4	48	6.3	180	92
RSD-300D-5	57.6~154 / 67.2~143	5	42	100	90
RSD-300D-12	57.6~154 / 67.2~143	12	25	120	91.5
RSD-300D-24	57.6~154 / 67.2~143	24	12.5	150	91.5
RSD-300D-48	57.6~154 / 67.2~143	48	6.3	180	91.5
RSD-300E-5	21.6~50.4 / 25.2~46.8	5	42	100	88
RSD-300E-12	21.6~50.4 / 25.2~46.8	12	25	120	90
RSD-300E-24	21.6~50.4 / 25.2~46.8	24	12.5	150	91
RSD-300E-48	21.6~50.4 / 25.2~46.8	48	6.3	180	91
RSD-300F-5	43.2~100.8 / 50.4~93.6	5	42	100	89
RSD-300F-12	43.2~100.8 / 50.4~93.6	12	25	120	91
RSD-300F-24	43.2~100.8 / 50.4~93.6	24	12.5	150	91
RSD-300F-48	43.2~100.8 / 50.4~93.6	48	6.3	180	91.5



Features

- Compact size with 1SU~3SU width
- 4:1 ultra-wide input range
- Protections: Short circuit / Overload / Over voltage / Input reverse polarity / Input under voltage
- Cooling by free air convection
- Can be installed on DIN rail TS-35/7.5 or 15
- 4000VDC I/O isolation (Reinforced isolation)
- -40~+85°C ultra-wide operating temperature
- DC output adjustable ($\pm 10\%$)
- 3 years warranty

General Specification (Please refer to www.meanwell.com for detail spec.)



Model No.	DDR-15	DDR-30	DDR-60
DC input range	G: 9~36V, L: 18~75V		
Line regulation (1 sec.)	$\pm 0.5\%$		
Load regulation (max.)	$\pm 0.5\% \sim 1.5\%$ by model		
Overload protection	110%~150% hiccup mode, recovers automatically after fault condition is removed		
Over voltage protection	115%~135% Shut down O/P voltage, re-power on to recover		
Withstand voltage	I/P-O/P: 4kVDC		
Isolation resistance	100M Ω @500VDC		
Working temperature(min.)	-40~+85°C (refer to output derating curve)		
Safety standards	AS/NZS 62368.1, IEC62368(LVD), EAC TP TC 004; Design refer to UL508		
EMC standards	EN55032 class B, EN61000-3-3, EN61000-4-2,3,4,5,6,8, EN55024, EN61000-6-2(EN50082-2)		
Dimension (LxWxH)(mm)	17.5x 90x 54.5	35x 90x 54.5	52.5x 90x 54.5

15W DDR-15

Model No.	Vin (VDC)	Vout (VDC)	Iout (A)	R&N (mVp-p)	Effi. (%)
DDR-15G-3.3	9~36	3.3	3.5	50	84
DDR-15G-5	9~36	5	3	50	84
DDR-15G-12	9~36	12	1.25	60	85
DDR-15G-15	9~36	15	1	75	85
DDR-15G-24	9~36	24	0.63	100	86
DDR-15L-3.3	18~75	3.3	4.5	50	84
DDR-15L-5	18~75	5	3	50	85
DDR-15L-12	18~75	12	1.25	60	86
DDR-15L-15	18~75	15	1	75	86
DDR-15L-24	18~75	24	0.63	100	87

30W DDR-30

Model No.	Vin (VDC)	Vout (VDC)	Iout (A)	R&N (mVp-p)	Effi. (%)
DDR-30G-5	9~36	5	6	60	85
DDR-30G-12	9~36	12	2.5	75	86
DDR-30G-15	9~36	15	2	75	87
DDR-30G-24	9~36	24	1.25	100	89

Model No.	Vin (VDC)	Vout (VDC)	Iout (A)	R&N (mVp-p)	Effi. (%)
DDR-30L-5	18~75	5	6	60	86
DDR-30L-12	18~75	12	2.5	75	89
DDR-30L-15	18~75	15	2	75	90
DDR-30L-24	18~75	24	1.25	100	91

60W DDR-60

Model No.	Vin (VDC)	Vout (VDC)	Iout (A)	R&N (mVp-p)	Effi. (%)
DDR-60G-5	9~36	5	10.8	60	87.5
DDR-60G-12	9~36	12	5	75	91
DDR-60G-15	9~36	15	4	75	91
DDR-60G-24	9~36	24	2.5	100	91
DDR-60L-5	18~75	5	12	60	87.5
DDR-60L-12	18~75	12	5	75	91
DDR-60L-15	18~75	15	4	75	92
DDR-60L-24	18~75	24	2.5	100	92



Features

- ITE & Railway safety
- 2:1 wide input range
- 150% peak load capability
- Protections:
 - Short circuit / Overload / Over voltage / Over temperature / Input reverse polarity / Input under voltage
- Cooling by free air convection
- Can be installed on DIN rail TS-35/7.5 or 15
- 4000VDC I/O isolation (Reinforced isolation)
- -40~+70°C wide operating temperature
- DC output adjustable
- DC OK relay contact and Remote ON/OFF (DDR-240 only)
- Current sharing up to 960W (3+1) for DDR-240
- 3 years warranty

General Specification (Please refer to www.meanwell.com for detail spec.)



Model No.	DDR-120	DDR-240
DC input range	A: 9~18V, B: 16.8~33.6V, C: 33.6~67.2V, D: 67.2~154V	B: 16.8~33.6V, C: 33.6~67.2V, D: 67.2~154V
Line regulation (1 sec.)	±0.5%	
Load regulation (max.)	±1%	
Overload protection	105%~135% rated output power for more than 3 seconds and then shut down O/P voltage with auto-recovery	
Over voltage protection	120%~135% Shut down O/P voltage, re-power on to recover	
Withstand voltage	I/P-O/P: 4kVDC, I/P-FG: 2.5kVDC, O/P-FG: 2.5kVDC	
Isolation resistance	100MΩ@500VDC	
Working temperature(min.)	-40~+70°C (refer to output derating curve)	
Safety standards	Industrial	IEC62368-1(LVD), EAC TP TC 004, AS/NZS 62368.1 approved ; Design refer to UL508
	Railway	EN50155: 2007—Comply with S1 level(3ms) and S2 level (10ms), please refer to spec for load derating curve 2017—Comply with S1 level IEC60571, IEC61373, EN45545-2 (except for 9~18Vin)
EMC standards	EN55032 class B, EN61000-3,-2,-3, EN61000-4-2,3,4,5,6,8, EAC TP TC 020; EN50121-3-2 (except for 9~18Vin)	
Dimension (LxWxH)(mm)	32x 125.2x 102	40x 125.2x 113.5

120W DDR-120

Model No.	Vin (VDC)	Vout (VDC)	Iout (A)	R&N (mVp-p)	Effi. (%)
DDR-120A-12	9~18	12	8.3	50	88.5
DDR-120B-12	16.8~33.6	12	10	50	89.0
DDR-120C-12	33.6~67.2	12	10	50	89.5
DDR-120D-12	67.2~154	12	10	50	89.5
DDR-120A-24	9~18	24	4.2	50	88.5
DDR-120B-24	16.8~33.6	24	5	50	89.5
DDR-120C-24	33.6~67.2	24	5	50	91.0
DDR-120D-24	67.2~154	24	5	50	91.0
DDR-120A-48	9~18	48	2.1	50	88.5
DDR-120B-48	16.8~33.2	48	2.5	50	91.0
DDR-120C-48	33.6~67.2	48	2.5	50	92.0
DDR-120D-48	67.2~154	48	2.5	50	91.5

240W DDR-240

Model No.	Vin (VDC)	Vout (VDC)	Iout (A)	R&N (mVp-p)	Effi. (%)
DDR-240B-24	16.8~33.6	24	10	80	90
DDR-240C-24	33.6~67.2	24	10	80	91
DDR-240D-24	67.2~154	24	10	80	92
DDR-240B-48	16.8~33.6	48	5	100	90
DDR-240C-48	33.6~67.2	48	5	100	92
DDR-240D-48	67.2~154	48	5	100	92.5

NEW



NID35
(2"x0.512"x0.433")



NID65
(2"x1.024"x0.433")



NID100
(2"x1.082"x0.427")

NID35 Series		NID65 Series		NID100 Series																																											
<p>Unit: mm(inch)</p> <p>11[0.433]max. 8[0.315] 50.8 [2] 4.5[0.18] 1.3 [0.051] 13 [0.512] 10.2 [0.402] 0.64 [0.025] 25.4 [1] 2.54 [0.1] 4 [0.16]</p> <p>SIDE VIEW</p> <table border="1"> <thead> <tr> <th>Pin No.</th> <th>Output</th> </tr> </thead> <tbody> <tr><td>1,2,3,4</td><td>+Vout</td></tr> <tr><td>5,6</td><td>Common</td></tr> <tr><td>7,8</td><td>+Vin</td></tr> <tr><td>9</td><td>N.C.</td></tr> <tr><td>10</td><td>Trim (optional)</td></tr> <tr><td>11</td><td>R.C.</td></tr> </tbody> </table>		Pin No.	Output	1,2,3,4	+Vout	5,6	Common	7,8	+Vin	9	N.C.	10	Trim (optional)	11	R.C.	<p>Unit: mm(inch)</p> <p>11[0.433]max. 9 [0.315] 50.8 [2] 4.5[0.18] 1.3 [0.051] 28 [1.024] 10.2 [0.402] 0.64 [0.025] 25.4 [1] 2.54 [0.1] 4 [0.16]</p> <p>SIDE VIEW</p> <table border="1"> <thead> <tr> <th>Pin No.</th> <th>Output</th> </tr> </thead> <tbody> <tr><td>1,2,3,4</td><td>+Vout</td></tr> <tr><td>5,6</td><td>Common</td></tr> <tr><td>7,8</td><td>+Vin</td></tr> <tr><td>9</td><td>N.C.</td></tr> <tr><td>10</td><td>Trim (optional)</td></tr> <tr><td>11</td><td>R.C.</td></tr> </tbody> </table>		Pin No.	Output	1,2,3,4	+Vout	5,6	Common	7,8	+Vin	9	N.C.	10	Trim (optional)	11	R.C.	<p>Unit: mm(inch)</p> <p>12[0.472]max. 9 [0.315] 50.8 [2] 4.5[0.18] 1.3 [0.051] 27.5 [1.082] 10.2 [0.402] 0.64 [0.025] 25.4 [1] 2.54 [0.1] 4 [0.16]</p> <p>SIDE VIEW</p> <table border="1"> <thead> <tr> <th>Pin No.</th> <th>Output</th> </tr> </thead> <tbody> <tr><td>1,2,3,4</td><td>+Vout</td></tr> <tr><td>5,6,7,8</td><td>Common</td></tr> <tr><td>9,10</td><td>+Vin</td></tr> <tr><td>11</td><td>N.C.</td></tr> <tr><td>12</td><td>Trim (optional)</td></tr> <tr><td>13</td><td>R.C.</td></tr> </tbody> </table>		Pin No.	Output	1,2,3,4	+Vout	5,6,7,8	Common	9,10	+Vin	11	N.C.	12	Trim (optional)	13	R.C.
Pin No.	Output																																														
1,2,3,4	+Vout																																														
5,6	Common																																														
7,8	+Vin																																														
9	N.C.																																														
10	Trim (optional)																																														
11	R.C.																																														
Pin No.	Output																																														
1,2,3,4	+Vout																																														
5,6	Common																																														
7,8	+Vin																																														
9	N.C.																																														
10	Trim (optional)																																														
11	R.C.																																														
Pin No.	Output																																														
1,2,3,4	+Vout																																														
5,6,7,8	Common																																														
9,10	+Vin																																														
11	N.C.																																														
12	Trim (optional)																																														
13	R.C.																																														

35W, Non-isolated

NID35 ERI C E

Model No.	V _{in}	V _{out}	I _{out}	Operating temperature
NID35-05	12V, 24V, 48V (10.5~53V)	5V	3.5A	-30~+85°C
NID35-12	24V, 48V (20~53V)	12V	2.9A	
NID35-15	24V, 48V (20~53V)	15V	2.4A	
NID35-24	48V (30~53V)	24V	1.5A	

65W, Non-isolated

NID65 ERI C E

Model No.	V _{in}	V _{out}	I _{out}	Operating temperature
NID65-05	12V, 24V, 48V (10.5~53V)	5V	6.5A	-30~+85°C
NID65-12	24V, 48V (20~53V)	12V	4.9A	
NID65-15	24V, 48V (20~53V)	15V	4.3A	
NID65-24	48V (30~53V)	24V	2.7A	

100W, Non-isolated

NID100 ERI C E

Model No.	V _{in}	V _{out}	I _{out}	Operating temperature
NID100-05	12V, 24V, 48V (10.5~53V)	5V	11A	-30~+85°C
NID100-12	24V, 48V (20~53V)	12V	7.5A	
NID100-15	24V, 48V (20~53V)	15V	6.5A	
NID100-24	48V (30~53V)	24V	4.2A	

DC/DC Converter

15~45W Single Output PCB Type



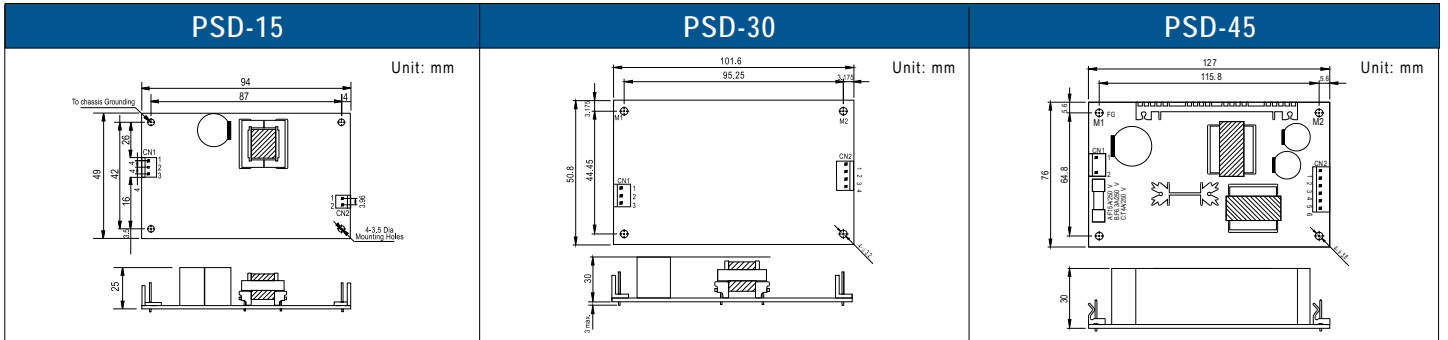
PSD-15
(94x 49x 25mm)



PSD-30
(101.6x 50.8x 30mm)



PSD-45
(127x 76x 30mm)



15W, Isolated, Regulated

PSD-15 ERI C E

Model No.	V _{in}	V _{out}	I _{out}	Isolation voltage	Operating temperature
PSD-15A-05	12V (9.2~18V)	5V	3A	1.5KVAC	-10~+60°C
PSD-15A-12		12V	1.25A		
PSD-15A-24		24V	0.6A		
PSD-15B-05	24V (18~36V)	5V	3A	1.5KVAC	-10~+60°C
PSD-15B-12		12V	1.25A		
PSD-15B-24		24V	0.6A		
PSD-15C-05	48V (36~72V)	5V	3A	1.5KVAC	-10~+60°C
PSD-15C-12		12V	1.25A		
PSD-15C-24		24V	0.6A		

30W, Isolated, Regulated

PSD-30 ERI C E

Model No.	V _{in}	V _{out}	I _{out}	Isolation voltage	Operating temperature
PSD-30A-05	12V (9~18V)	5V	5A	1.5KVAC	-20~+60°C
PSD-30A-12		12V	2.5A		
PSD-30A-24		24V	1.25A		
PSD-30B-05	24V (18~36V)	5V	5A	1.5KVAC	-20~+60°C
PSD-30B-12		12V	2.5A		
PSD-30B-24		24V	1.25A		
PSD-30C-05	48V (36~72V)	5V	5A	1.5KVAC	-20~+60°C
PSD-30C-12		12V	2.5A		
PSD-30C-24		24V	1.25A		

45W, Isolated, Regulated

PSD-45 ERI CB C E

Model No.	V _{in}	V _{out}	I _{out}	Isolation voltage	Operating temperature
PSD-45A-05	12V (9.2~18V)	5V	6A	1.5KVAC	-10~+60°C
PSD-45A-12		12V	2.5A		
PSD-45A-24		24V	1.25A		
PSD-45B-05	24V (18~36V)	5V	9A	1.5KVAC	-10~+60°C
PSD-45B-12		12V	3.75A		
PSD-45B-24		24V	1.875A		
PSD-45C-05	48V (36~72V)	5V	9A	1.5KVAC	-10~+60°C
PSD-45C-12		12V	3.75A		
PSD-45C-24		24V	1.875A		

DC/DC Converter

1W SMD Module Type



NEW

SMT01

(0.6" x 0.43" x 0.28")



SBTN01

(0.5" x 0.43" x 0.28")



SFTN01

(0.6" x 0.42" x 0.28")

SMT01 Series		SBTN01 Series		SFTN01 Series	
Pin No.	Output	Pin No.	Output	Pin No.	Output
1	-Vin	1	-Vin	1	-Vin
5	-Vout	2	+Vin	2	+Vin
6	+Vout	4	-Vout	5	-Vout
12	+Vin	5	+Vout	8	+Vout
2,3,7,8,10,11	N.C.	8	N.C.	3,6,7,10,11,12	N.C.

Regulated 1W, 2:1 V_{in} , Single V_{out} **NEW** SMT01 ERI C E

Model No.	V_{in}	V_{out}	I_{out}	Isolation voltage	Operating temperature
SMT01A-05	12V (9~18V)	5V	200mA	1.5KVDC	-40~+90°C
SMT01A-12		12V	83mA		
SMT01A-15		15V	67mA		
SMT01B-05	24V (18~36V)	5V	200mA	1.5KVDC	-40~+90°C
SMT01B-12		12V	83mA		
SMT01B-15		15V	67mA		
SMT01C-05	48V (36~72V)	5V	200mA	1.5KVDC	-40~+90°C
SMT01C-12		12V	83mA		
SMT01C-15		15V	67mA		

Unregulated 1W, $\pm 10\%$ V_{in} , Single V_{out} SBTN01 **NEW** US ERI C B C E

Model No.	V_{in}	V_{out}	I_{out}	Isolation voltage	Operating temperature
SBTN01L-05	5V (4.5~5.5V)	5V	200mA	1.5KVDC	-40~+90°C
SBTN01L-09		9V	111mA		
SBTN01L-12		12V	84mA		
SBTN01L-15		15V	67mA		
SBTN01M-05	12V (10.8~13.2V)	5V	200mA	1.5KVDC	-40~+90°C
SBTN01M-09		9V	111mA		
SBTN01M-12		12V	84mA		
SBTN01M-15		15V	67mA		
SBTN01N-05	24V (21.6~26.4V)	5V	200mA	1.5KVDC	-40~+90°C
SBTN01N-09		9V	111mA		
SBTN01N-12		12V	84mA		
SBTN01N-15		15V	67mA		

▶-40~+105°C operating temperature with continuous short protection (optional model for SBTN01x-xxSC).

Unregulated 1W, $\pm 10\%$ V_{in} , Single V_{out} SFTN01 **NEW** US ERI C B C E

Model No.	V_{in}	V_{out}	I_{out}	Isolation voltage	Operating temperature
SFTN01L-05	5V (4.5~5.5V)	5V	200mA	3KVDC	-40~+90°C
SFTN01L-09		9V	111mA		
SFTN01L-12		12V	84mA		
SFTN01L-15		15V	67mA		
SFTN01M-05	12V (10.8~13.2V)	5V	200mA	3KVDC	-40~+90°C
SFTN01M-09		9V	111mA		
SFTN01M-12		12V	84mA		
SFTN01M-15		15V	67mA		
SFTN01N-05	24V (21.6~26.4V)	5V	200mA	3KVDC	-40~+90°C
SFTN01N-09		9V	111mA		
SFTN01N-12		12V	84mA		
SFTN01N-15		15V	67mA		

▶-40~+105°C operating temperature with continuous short protection (optional model for SFTN01x-xxSC).



DETNO1
(0.6"x 0.43"x 0.28")



NEW
SFTN02
(0.6"x 0.43"x 0.28")



NEW
DETNO2
(0.6"x 0.43"x 0.28")

DETNO1 Series				SFTN02 / DETNO2 Series			
Unit: mm(inch)				Unit: mm(inch)			
Pin No.	Output			Pin No.	Output		
1	-Vin			1	-Vin		
2	+Vin			2	+Vin		
5	Common			5	-Vout		
6	-Vout			8	+Vout		
7	N.C.			3,6,7,10,11,12	N.C.		
8	+Vout						
3,10,11,12	N.C.						

Unregulated 1W, ±10% V_{in}, Dual V_{out} **DETNO1**

Model No.	V _{in}	V _{out}	I _{out}	Isolation voltage	Operating temperature
DETNO1L-05	5V (4.5~5.5V)	±5V	±100mA	3KVDC	-40~+90°C
DETNO1L-12		±12V	±42mA		
DETNO1L-15		±15V	±34mA		
DETNO1M-05	12V (10.8~13.2V)	±5V	±100mA	3KVDC	-40~+90°C
DETNO1M-12		±12V	±42mA		
DETNO1M-15		±15V	±34mA		
DETNO1N-05	24V (21.6~26.4V)	±5V	±100mA	3KVDC	-40~+90°C
DETNO1N-12		±12V	±42mA		
DETNO1N-15		±15V	±34mA		

▶ -40~+105°C operating temperature with continuous short protection (optional model for DETNO1x-xxSC).

Unregulated 2W, ±10% V_{in}, Single V_{out} **NEW** **SFTN02**

Model No.	V _{in}	V _{out}	I _{out}	Isolation voltage	Operating temperature
SFTN02L-05	5V (4.5~5.5V)	5V	400mA	3KVDC	-40~+100°C
SFTN02L-12		12V	167mA		
SFTN02L-15		15V	133mA		
SFTN02M-05	12V (10.8~13.2V)	5V	400mA	3KVDC	-40~+100°C
SFTN02M-12		12V	167mA		
SFTN02M-15		15V	133mA		
SFTN02N-05	24V (21.6~26.4V)	5V	400mA	3KVDC	-40~+100°C
SFTN02N-12		12V	167mA		
SFTN02N-15		15V	133mA		

▶ -40~+105°C operating temperature with continuous short protection (optional model for SFTN02-x-xxSC).

Unregulated 2W, ±10% V_{in}, Dual V_{out} **NEW** **DETNO2**

Model No.	V _{in}	V _{out}	I _{out}	Isolation voltage	Operating temperature
DETNO2L-05	5V (4.5~5.5V)	±5V	±200mA	3KVDC	-40~+100°C
DETNO2L-12		±12V	±84mA		
DETNO2L-15		±15V	±67mA		
DETNO2M-05	12V (10.8~13.2V)	±5V	±200mA	3KVDC	-40~+100°C
DETNO2M-12		±12V	±84mA		
DETNO2M-15		±15V	±67mA		
DETNO2N-05	24V (21.6~26.4V)	±5V	±200mA	3KVDC	-40~+100°C
DETNO2N-12		±12V	±84mA		
DETNO2N-15		±15V	±67mA		

▶ -40~+105°C operating temperature with continuous short protection (optional model for DETNO2x-xxSC).

DC/DC Converter 1~2W SIP Medical Grade Module Type



MDS01
(0.77"x 0.39"x 0.49")



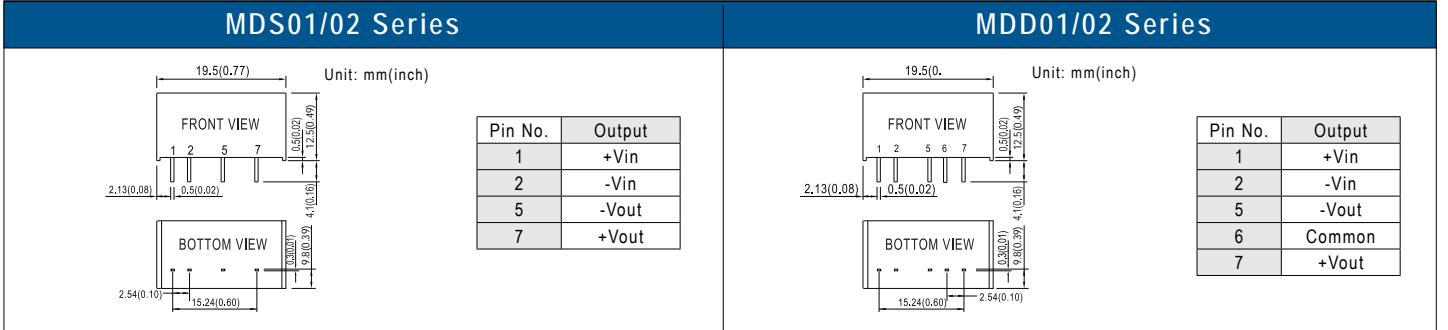
MDD01
(0.77"x 0.39"x 0.49")



MDS02
(0.77"x 0.39"x 0.49")



MDD02
(0.77"x 0.39"x 0.49")



SIP7, Medical Grade Unregulated 1W, ±10% V_{in}, Single V_{out} MDS01

Model No.	V _{in}	V _{out}	I _{out}	Isolation voltage	Operating temperature
MDS01L-03		3.3V	303mA		
MDS01L-05	5V	5V	200mA		
MDS01L-12	(4.5~5.5V)	12V	84mA	6KVDC	-40~+85°C
MDS01L-15		15V	67mA		
MDS01M-05	12V	5V	200mA		
MDS01M-12	(10.8~13.2V)	12V	84mA	6KVDC	-40~+85°C
MDS01M-15		15V	67mA		
MDS01N-05	24V	5V	200mA		
MDS01N-12	(21.6~26.4V)	12V	84mA	6KVDC	-40~+85°C
MDS01N-15		15V	67mA		

SIP7, Medical Grade Unregulated 1W, ±10% V_{in}, Dual V_{out} MDD01

Model No.	V _{in}	V _{out}	I _{out}	Isolation voltage	Operating temperature
MDD01L-05		±5V	±100mA		
MDD01L-09	5V	±9V	±56mA		
MDD01L-12	(4.5~5.5V)	±12V	±42mA	6KVDC	-40~+85°C
MDD01L-15		±15V	±34mA		
MDD01M-05	12V	±5V	±100mA		
MDD01M-09		±9V	±56mA		
MDD01M-12	(10.8~13.2V)	±12V	±42mA	6KVDC	-40~+85°C
MDD01M-15		±15V	±34mA		
MDD01N-05	24V	±5V	±100mA		
MDD01N-09		±9V	±56mA		
MDD01N-12	(21.6~26.4V)	±12V	±42mA	6KVDC	-40~+85°C
MDD01N-15		±15V	±34mA		

SIP7, Medical Grade Unregulated 2W, ±10% V_{in}, Single V_{out} MDS02

Model No.	V _{in}	V _{out}	I _{out}	Isolation voltage	Operating temperature
MDS02L-05		5V	400mA		
MDS02L-12	5V	12V	167mA		
MDS02L-15	(4.5~5.5V)	15V	133mA	6KVDC	-40~+85°C
MDS02M-05	12V	5V	400mA		
MDS02M-12	(10.8~13.2V)	12V	167mA		
MDS02M-15		15V	133mA	6KVDC	-40~+85°C
MDS02N-05	24V	5V	400mA		
MDS02N-12	(21.6~26.4V)	12V	167mA		
MDS02N-15		15V	133mA	6KVDC	-40~+85°C

SIP7, Medical Grade Unregulated 2W, ±10% V_{in}, Dual V_{out} MDD02

Model No.	V _{in}	V _{out}	I _{out}	Isolation voltage	Operating temperature
MDD02L-05		±5V	±200mA		
MDD02L-09	5V	±9V	±111mA		
MDD02L-12	(4.5~5.5V)	±12V	±83mA	6KVDC	-40~+85°C
MDD02L-15		±15V	±67mA		
MDD02M-05	12V	±5V	±200mA		
MDD02M-09		±9V	±111mA		
MDD02M-12	(10.8~13.2V)	±12V	±83mA	6KVDC	-40~+85°C
MDD02M-15		±15V	±67mA		
MDD02N-05	24V	±5V	±200mA		
MDD02N-09		±9V	±111mA		
MDD02N-12	(21.6~26.4V)	±12V	±83mA	6KVDC	-40~+85°C
MDD02N-15		±15V	±67mA		



SMU01
(0.46"x 0.24"x 0.4")



SMU02
(0.46"x 0.3"x 0.4")

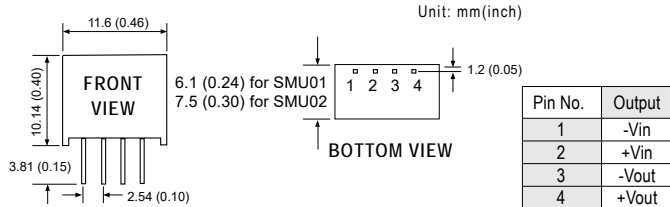


SPU01
(0.77"x 0.24"x 0.4") 5/12V_{in}
(0.77"x 0.28"x 0.4") 24V_{in}

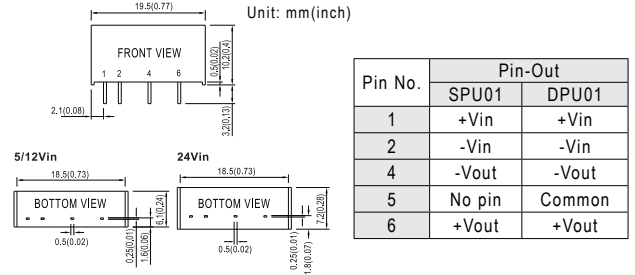


DPU01
(0.77"x 0.24"x 0.4") 5/12V_{in}
(0.77"x 0.28"x 0.4") 24V_{in}

SMU01 / SMU02 Series



SPU01 / DPU01 Series



SIP4, Unregulated 1W, ±10% V_{in}, Single V_{out}

SMU01

Model No.	V _{in}	V _{out}	I _{out}	Isolation voltage	Operating temperature
SMU01L-05	5V (4.5~5.5V)	5V	200mA	1.5KVDC	-40~+90°C
SMU01L-09		9V	110mA		
SMU01L-12		12V	84mA		
SMU01L-15		15V	67mA		
SMU01M-05	12V (10.8~13.2V)	5V	200mA	1.5KVDC	-40~+90°C
SMU01M-09		9V	110mA		
SMU01M-12		12V	84mA		
SMU01M-15		15V	67mA		
SMU01N-05	24V (21.6~26.4V)	5V	200mA	1.5KVDC	-40~+90°C
SMU01N-09		9V	110mA		
SMU01N-12		12V	84mA		
SMU01N-15		15V	67mA		

SIP4, Unregulated 2W, ±10% V_{in}, Single V_{out}

SMU02

Model No.	V _{in}	V _{out}	I _{out}	Isolation voltage	Operating temperature
SMU02L-05	5V (4.5~5.5V)	5V	400mA	1.5KVDC	-40~+85°C
SMU02L-12		12V	167mA		
SMU02L-15		15V	133mA		
SMU02M-05	12V (10.8~13.2V)	5V	400mA	1.5KVDC	-40~+85°C
SMU02M-12		12V	167mA		
SMU02M-15		15V	133mA		
SMU02N-05	24V (21.6~26.4V)	5V	400mA	1.5KVDC	-40~+85°C
SMU02N-12		12V	167mA		
SMU02N-15		15V	133mA		

SIP6, Unregulated 1W, ±10% V_{in}, Single V_{out}

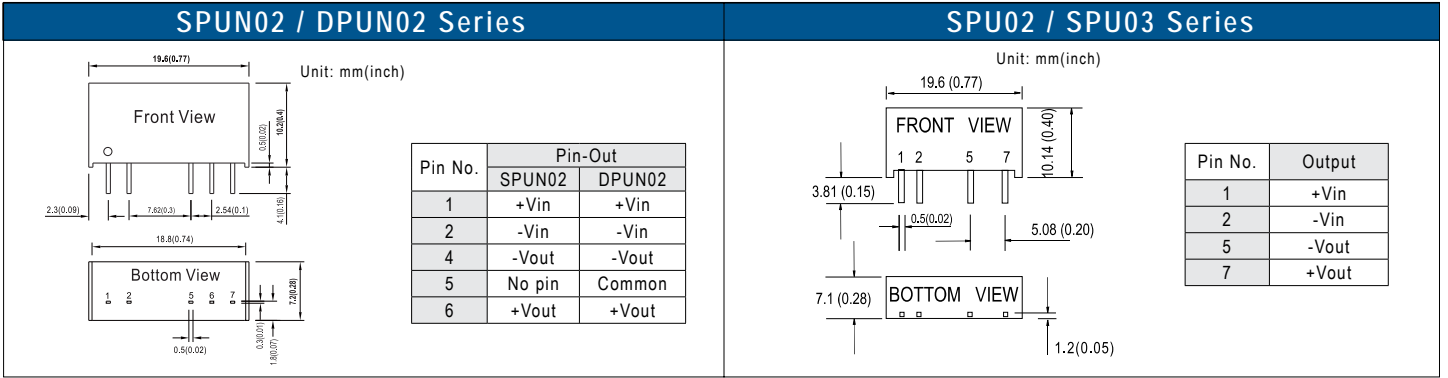
SPU01

Model No.	V _{in}	V _{out}	I _{out}	Isolation voltage	Operating temperature
SPU01L-05	5V (4.5~5.5V)	5V	200mA	1.5KVDC	-40~+90°C
SPU01L-12		12V	84mA		
SPU01L-15		15V	67mA		
SPU01M-05	12V (10.8~13.2V)	5V	200mA	1.5KVDC	-40~+90°C
SPU01M-12		12V	84mA		
SPU01M-15		15V	67mA		
SPU01N-05	24V (21.6~26.4V)	5V	200mA	1.5KVDC	-40~+90°C
SPU01N-12		12V	84mA		
SPU01N-15		15V	67mA		

SIP6, Unregulated 1W, ±10% V_{in}, Dual V_{out}

DPU01

Model No.	V _{in}	V _{out}	I _{out}	Isolation voltage	Operating temperature
DPU01L-05	5V (4.5~5.5V)	±5V	±100mA	1.5KVDC	-40~+90°C
DPU01L-12		±12V	±42mA		
DPU01L-15		±15V	±33mA		
DPU01M-05	12V (10.8~13.2V)	±5V	±100mA	1.5KVDC	-40~+90°C
DPU01M-12		±12V	±42mA		
DPU01M-15		±15V	±33mA		
DPU01N-05	24V (21.6~26.4V)	±5V	±100mA	1.5KVDC	-40~+90°C
DPU01N-12		±12V	±42mA		
DPU01N-15		±15V	±33mA		



SIP7, Unregulated 2W, ±10% V_{in}, Single V_{out} **NEW** SPUN02

Model No.	V _{in}	V _{out}	I _{out}	Isolation voltage	Operating temperature
SPUN02L-05	5V (4.5~5.5V)	5V	400mA	3KVDC	-40~+105°C
SPUN02L-12		12V	167mA		
SPUN02L-15		15V	134mA		
SPUN02M-05	12V (10.8~13.2V)	5V	400mA	3KVDC	-40~+105°C
SPUN02M-12		12V	167mA		
SPUN02M-15		15V	134mA		
SPUN02N-05	24V (21.6~26.4V)	5V	400mA	3KVDC	-40~+105°C
SPUN02N-12		12V	167mA		
SPUN02N-15		15V	134mA		

SIP7, Unregulated 2W, ±10% V_{in}, Dual V_{out} **NEW** DPUN02

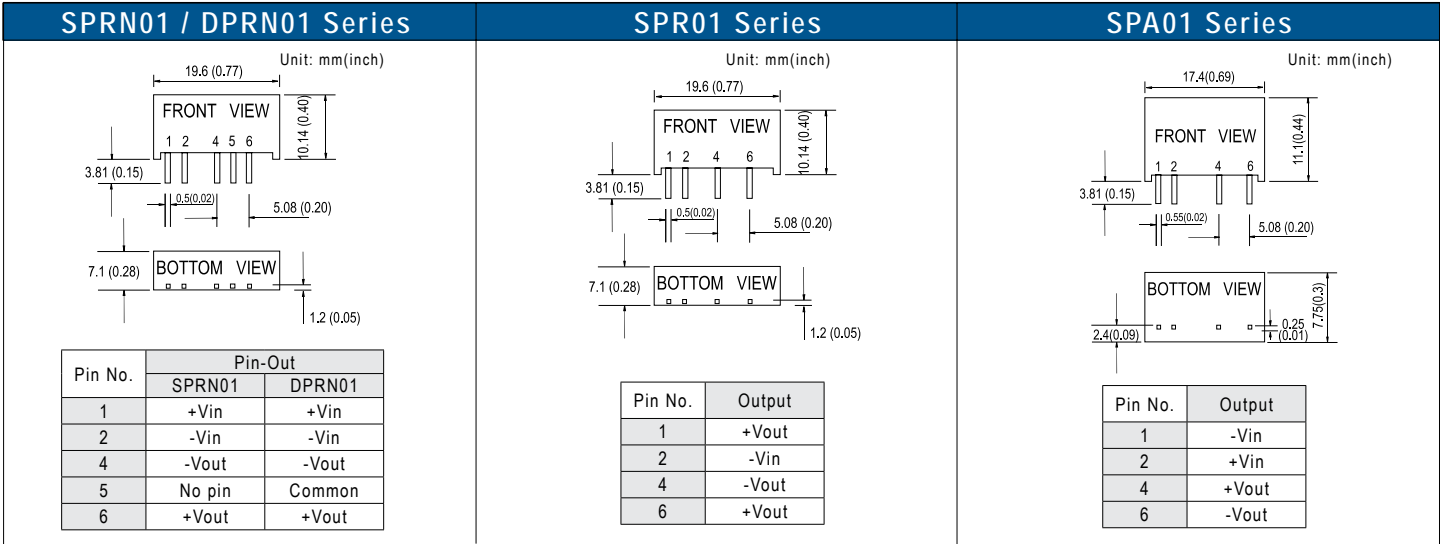
Model No.	V _{in}	V _{out}	I _{out}	Isolation voltage	Operating temperature
DPUN02L-05	5V (4.5~5.5V)	±5V	±200mA	3KVDC	-40~+105°C
DPUN02L-12		±12V	±83mA		
DPUN02L-15		±15V	±67mA		
DPUN02M-05	12V (10.8~13.2V)	±5V	±200mA	3KVDC	-40~+105°C
DPUN02M-12		±12V	±83mA		
DPUN02M-15		±15V	±67mA		
DPUN02N-05	24V (21.6~26.4V)	±5V	±200mA	3KVDC	-40~+105°C
DPUN02N-12		±12V	±83mA		
DPUN02N-15		±15V	±67mA		

SIP7, Unregulated 2W, ±10% V_{in}, Single V_{out} SPU02

Model No.	V _{in}	V _{out}	I _{out}	Isolation voltage	Operating temperature
SPU02L-05	5V (4.5~5.5V)	5V	400mA	3KVDC	-40~+71°C
SPU02L-12		12V	167mA		
SPU02L-15		15V	133mA		
SPU02M-05	12V (10.8~13.2V)	5V	400mA	3KVDC	-40~+71°C
SPU02M-12		12V	167mA		
SPU02M-15		15V	133mA		
SPU02N-05	24V (21.6~26.4V)	5V	400mA	3KVDC	-40~+71°C
SPU02N-12		12V	167mA		
SPU02N-15		15V	133mA		

SIP7, Unregulated 3W, ±10% V_{in}, Single V_{out} SPU03

Model No.	V _{in}	V _{out}	I _{out}	Isolation voltage	Operating temperature
SPU03L-05	5V (4.5~5.5V)	5V	600mA	3KVDC	-40~+90°C
SPU03L-12		12V	250mA		
SPU03L-15		15V	200mA		
SPU03M-05	12V (10.8~13.2V)	5V	600mA	3KVDC	-40~+90°C
SPU03M-12		12V	250mA		
SPU03M-15		15V	200mA		
SPU03N-05	24V (21.6~26.4V)	5V	600mA	3KVDC	-40~+90°C
SPU03N-12		12V	250mA		
SPU03N-15		15V	200mA		



Regulated 1W, $\pm 10\% V_{in}$, Single V_{out} **NEW** SPRN01

Model No.	V_{in}	V_{out}	I_{out}	Isolation voltage	Operating temperature
SPRN01L-05	5V (4.75~5.5V)	5V	200mA	1.5KVDC	-40~+90°C
SPRN01L-12		12V	84mA		
SPRN01L-15		15V	67mA		
SPRN01M-05	12V (11.4~13.2V)	5V	200mA	1.5KVDC	-40~+90°C
SPRN01M-12		12V	84mA		
SPRN01M-15		15V	67mA		
SPRN01N-05	24V (22.8~26.4V)	5V	200mA	1.5KVDC	-40~+90°C
SPRN01N-12		12V	84mA		
SPRN01N-15		15V	67mA		
SPRN01O-05	48V (45.6~52.8V)	5V	200mA	1.5KVDC	-40~+90°C
SPRN01O-12		12V	84mA		
SPRN01O-15		15V	67mA		

Regulated 1W, $\pm 10\% V_{in}$, Single V_{out} SPR01

Model No.	V_{in}	V_{out}	I_{out}	Isolation voltage	Operating temperature
SPR01L-05	5V (4.5~5.5V)	5V	200mA	1KVDC	-25~+71°C
SPR01L-09		9V	100mA		
SPR01L-12		12V	84mA		
SPR01L-15		15V	67mA		
SPR01M-05	12V (10.8~13.2V)	5V	200mA	1KVDC	-25~+71°C
SPR01M-09		9V	100mA		
SPR01M-12		12V	84mA		
SPR01M-15		15V	67mA		
SPR01N-05	24V (21.6~26.4V)	5V	200mA	1KVDC	-25~+71°C
SPR01N-09		9V	100mA		
SPR01N-12		12V	84mA		
SPR01N-15		15V	67mA		
SPR01O-05	48V (43.2~52.8V)	5V	200mA	1KVDC	-25~+71°C
SPR01O-09		9V	100mA		
SPR01O-12		12V	84mA		
SPR01O-15		15V	67mA		

Regulated 1W, $\pm 10\% V_{in}$, Dual V_{out} **NEW** DPRN01

Model No.	V_{in}	V_{out}	I_{out}	Isolation voltage	Operating temperature
DPRN01L-12	5V (4.75~5.5V)	$\pm 12V$	42mA	1.5KVDC	-40~+90°C
DPRN01L-15		$\pm 15V$	34mA		
DPRN01M-12	12V (11.4~13.2V)	$\pm 12V$	42mA	1.5KVDC	-40~+90°C
DPRN01M-15		$\pm 15V$	34mA		
DPRN01N-12	24V (22.8~26.4V)	$\pm 12V$	42mA	1.5KVDC	-40~+90°C
DPRN01N-15		$\pm 15V$	34mA		
DPRN01O-12	48V (45.6~52.8V)	$\pm 12V$	42mA	1.5KVDC	-40~+90°C
DPRN01O-15		$\pm 15V$	34mA		

Regulated 1W, 2:1 V_{in} , Single V_{out} SPA01

Model No.	V_{in}	V_{out}	I_{out}	Isolation voltage	Operating temperature
SPA01A-05	12V (9~18V)	5V	200mA	1.5KVDC	-40~+90°C
SPA01A-12		12V	83mA		
SPA01A-15		15V	67mA		
SPA01B-05	24V (18~36V)	5V	200mA	1.5KVDC	-40~+90°C
SPA01B-12		12V	83mA		
SPA01B-15		15V	67mA		
SPA01C-05	48V (36~72V)	5V	200mA	1.5KVDC	-40~+90°C
SPA01C-12		12V	83mA		
SPA01C-15		15V	67mA		

DC/DC Converter

2W SIP Module Type



SPA02
(0.86"x 0.36"x 0.44")

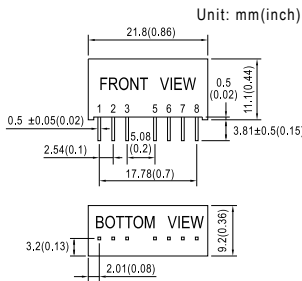


SPAN02
(0.86"x 0.36"x 0.44")



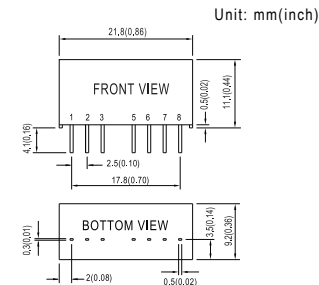
DPAN02
(0.86"x 0.36"x 0.44")

SPA02/SPAN02 Series



Pin No.	Output
1	-Vin
2	+Vin
3	R.C.
5	N.C.
6	+Vout
7	-Vout
8	N.C.

DPAN02 Series



Pin No.	Output
1	-Vin
2	+Vin
3	R.C.
5	N.C.
6	+Vout
7	Common
8	-Vout

SIP8, Regulated 2W, 2:1 V_{in}, Single V_{out}

SPA02

Model No.	V _{in}	V _{out}	I _{out}	Isolation voltage	Operating temperature
SPA02E-05	5V	5V	400mA	1KVDC	-40~+85°C
SPA02E-12	(4.5~9V)	12V	150mA		
SPA02E-15		15V	120mA		
SPA02A-05	12V	5V	400mA	1KVDC	-40~+85°C
SPA02A-12	(9~18V)	12V	167mA		
SPA02A-15		15V	134mA		
SPA02B-05	24V	5V	400mA	1KVDC	-40~+85°C
SPA02B-12	(18~36V)	12V	167mA		
SPA02B-15		15V	134mA		
SPA02C-05	48V	5V	400mA	1KVDC	-40~+85°C
SPA02C-12	(36~72V)	12V	167mA		
SPA02C-15		15V	134mA		

SIP8, Regulated 2W, 2:1 V_{in}, Single V_{out}

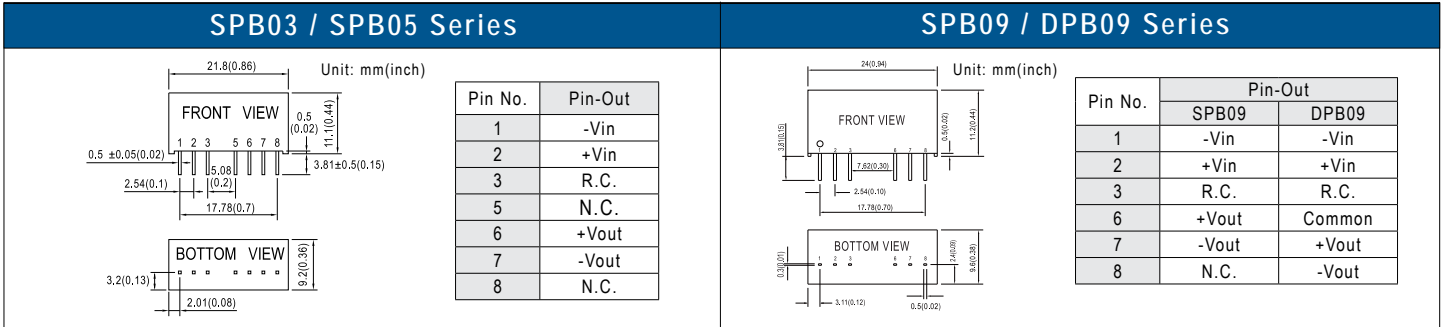

SPAN02

Model No.	V _{in}	V _{out}	I _{out}	Isolation voltage	Operating temperature
SPAN02E-03		3.3V	500mA	1.5KVDC	-40~+90°C
SPAN02E-05	5V	5V	400mA		
SPAN02E-12	(4.5~9V)	12V	167mA		
SPAN02E-15		15V	134mA		
SPAN02A-03		3.3V	500mA	1.5KVDC	-40~+90°C
SPAN02A-05	12V	5V	400mA		
SPAN02A-12	(9~18V)	12V	167mA		
SPAN02A-15		15V	134mA		
SPAN02B-03		3.3V	500mA	1.5KVDC	-40~+90°C
SPAN02B-05	24V	5V	400mA		
SPAN02B-12	(18~36V)	12V	167mA		
SPAN02B-15		15V	134mA		
SPAN02C-03		3.3V	500mA	1.5KVDC	-40~+90°C
SPAN02C-05	48V	5V	400mA		
SPAN02C-12	(36~75V)	12V	167mA		
SPAN02C-15		15V	134mA		

SIP8, Regulated 2W, 2:1 V_{in}, Dual V_{out}

DPAN02

Model No.	V _{in}	V _{out}	I _{out}	Isolation voltage	Operating temperature
DPAN02E-05	5V	±5V	±200mA	1.5KVDC	-40~+90°C
DPAN02E-12	(4.5~9V)	±12V	±83mA		
DPAN02E-15		±15V	±67mA		
DPAN02A-05	12V	±5V	±200mA	1.5KVDC	-40~+90°C
DPAN02A-12	(9~18V)	±12V	±83mA		
DPAN02A-15		±15V	±67mA		
DPAN02B-05	24V	±5V	±200mA	1.5KVDC	-40~+90°C
DPAN02B-12	(18~36V)	±12V	±83mA		
DPAN02B-15		±15V	±67mA		
DPAN02C-05	48V	±5V	±200mA	1.5KVDC	-40~+90°C
DPAN02C-12	(36~75V)	±12V	±83mA		
DPAN02C-15		±15V	±67mA		



SIP8, Regulated 3W, 2:1 V_{in}, Single V_{out} SPB03

Model No.	V _{in}	V _{out}	I _{out}	Isolation voltage	Operating temperature
SPB03E-05		5V	600mA		
SPB03E-12	5V (4.5~9V)	12V	250mA	1KVDC	-40~+85°C
SPB03E-15		15V	200mA		
SPB03A-05		5V	600mA		
SPB03A-12	12V (9~18V)	12V	250mA	1KVDC	-40~+85°C
SPB03A-15		15V	200mA		
SPB03B-05		5V	600mA		
SPB03B-12	24V (18~36V)	12V	250mA	1KVDC	-40~+85°C
SPB03B-15		15V	200mA		
SPB03C-05		5V	600mA		
SPB03C-12	48V (36~72V)	12V	250mA	1KVDC	-40~+85°C
SPB03C-15		15V	200mA		

SIP8, Regulated 9W, 2:1 V_{in}, Single V_{out} SPB09

Model No.	V _{in}	V _{out}	I _{out}	Isolation voltage	Operating temperature
SPB09A-03		3.3V	2000mA		
SPB09A-05		5V	1600mA		
SPB09A-12	12V (9~18V)	12V	750mA	1.5KVDC	-40~+90°C
SPB09A-15		15V	600mA		
SPB09A-24		24V	375mA		
SPB09B-03		3.3V	2000mA		
SPB09B-05		5V	1600mA		
SPB09B-12	24V (18~36V)	12V	750mA	1.5KVDC	-40~+90°C
SPB09B-15		15V	600mA		
SPB09B-24		24V	375mA		
SPB09C-03		3.3V	2000mA		
SPB09C-05		5V	1600mA		
SPB09C-12	48V (36~75V)	12V	750mA	1.5KVDC	-40~+90°C
SPB09C-15		15V	600mA		
SPB09C-24		24V	375mA		

SIP8, Regulated 5W, 2:1 V_{in}, Single V_{out} SPB05

Model No.	V _{in}	V _{out}	I _{out}	Isolation voltage	Operating temperature
SPB05A-05		5V	1000mA		
SPB05A-12	12V (9~18V)	12V	417mA	1.5KVDC	-40~+80°C
SPB05A-15		15V	333mA		
SPB05B-05		5V	1000mA		
SPB05B-12	24V (18~36V)	12V	417mA	1.5KVDC	-40~+80°C
SPB05B-15		15V	333mA		
SPB05C-05		5V	1000mA		
SPB05C-12	48V (36~72V)	12V	417mA	1.5KVDC	-40~+80°C
SPB05C-15		15V	333mA		

SIP8, Regulated 9W, 2:1 V_{in}, Dual V_{out} DPB09

Model No.	V _{in}	V _{out}	I _{out}	Isolation voltage	Operating temperature
DPB09A-05		±5V	±800mA		
DPB09A-12	12V (9~18V)	±12V	±375mA	1.5KVDC	-40~+90°C
DPB09A-15		±15V	±300mA		
DPB09B-05		±5V	±800mA		
DPB09B-12	24V (18~36V)	±12V	±375mA	1.5KVDC	-40~+90°C
DPB09B-15		±15V	±300mA		
DPB09C-05		±5V	±800mA		
DPB09C-12	48V (36~75V)	±12V	±375mA	1.5KVDC	-40~+90°C
DPB09C-15		±15V	±300mA		



SPBW03
(0.86"x 0.36"x 0.44")



DPBW03
(0.86"x 0.36"x 0.44")



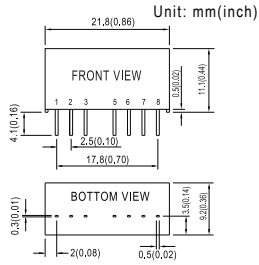
SPBW06
(0.86"x 0.36"x 0.44")



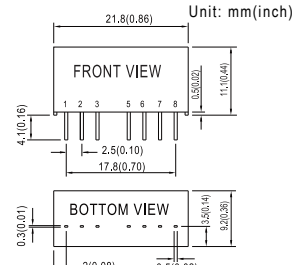
DPBW06
(0.86"x 0.36"x 0.44")

SPBW03 / DPBW03 Series

SPBW06 / DPBW06 Series



Pin No.	Pin-Out	
	SPBW03	DPBW03
1	-Vin	-Vin
2	+Vin	+Vin
3	R.C.	R.C.
5	N.C.	N.C.
6	+Vout	+Vout
7	-Vout	Common
8	N.C.	-Vout



Pin No.	Pin-Out	
	SPBW06	DPBW06
1	-Vin	-Vin
2	+Vin	+Vin
3	R.C.	R.C.
5	N.C.	N.C.
6	+Vout	+Vout
7	-Vout	Common
8	N.C.	-Vout

SIP8, Regulated 3W, 4:1 V_{in} , Single V_{out}

SPBW03

Model No.	V_{in}	V_{out}	I_{out}	Isolation voltage	Operating temperature
SPBW03F-03		3.3V	700mA		
SPBW03F-05	12V, 24V	5V	600mA	1.5KVDC	-40~+85°C
SPBW03F-12	(9~36V)	12V	250mA		
SPBW03F-15		15V	200mA		
SPBW03G-03		3V	700mA		
SPBW03G-05	24V, 48V	5V	600mA	1.5KVDC	-40~+85°C
SPBW03G-12	(18~75V)	12V	250mA		
SPBW03G-15		15V	200mA		

SIP8, Regulated 3W, 4:1 V_{in} , Dual V_{out}

DPBW03

Model No.	V_{in}	V_{out}	I_{out}	Isolation voltage	Operating temperature
DPBW03F-05	12V, 24V	±5V	±300mA		
DPBW03F-12	(9~36V)	±12V	±125mA	1.5KVDC	-40~+85°C
DPBW03F-15		±15V	±100mA		
DPBW03G-05	24V, 48V	±5V	±300mA		
DPBW03G-12	(18~75V)	±12V	±125mA	1.5KVDC	-40~+85°C
DPBW03G-15		±15V	±100mA		

SIP8, Regulated 6W, 4:1 V_{in} , Single V_{out}

SPBW06

Model No.	V_{in}	V_{out}	I_{out}	Isolation voltage	Operating temperature
SPBW06F-03		3.3V	1500mA		
SPBW06F-05	12V, 24V	5V	1200mA	1.5KVDC	-40~+85°C
SPBW06F-12	(9~36V)	12V	500mA		
SPBW06F-15		15V	400mA		
SPBW06G-03		3.3V	1500mA		
SPBW06G-05	24V, 48V	5V	1200mA	1.5KVDC	-40~+85°C
SPBW06G-12	(18~75V)	12V	500mA		
SPBW06G-15		15V	400mA		

SIP8, Regulated 6W, 4:1 V_{in} , Dual V_{out}

DPBW06

Model No.	V_{in}	V_{out}	I_{out}	Isolation voltage	Operating temperature
DPBW06F-05	12V, 24V	±5V	±600mA		
DPBW06F-12	(9~36V)	±12V	±250mA	1.5KVDC	-40~+85°C
DPBW06F-15		±15V	±200mA		
DPBW06G-05	24V, 48V	±5V	±600mA		
DPBW06G-12	(18~75V)	±12V	±250mA	1.5KVDC	-40~+85°C
DPBW06G-15		±15V	±200mA		



SRS
(0.89"x 0.39"x 0.33")

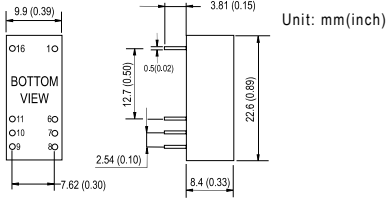


SUS01
(0.89"x 0.39"x 0.33")



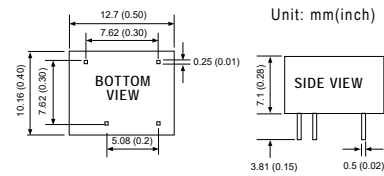
SMA01
(0.5"x 0.4"x 0.28")

SRS / SUS01 Series



Pin No.	Output
1 & 16	+Vin
6 & 11	-Vout
7 & 10	+Vout
8 & 9	-Vin

SMA01 Series



Pin No.	Output
1	-Vin
4	+Vin
5	+Vout
7	-Vout

DIP16 Package, Unregulated 0.5W, ±10% V_{in} / Single V_{out}

SRS

Model No.	V _{in}	V _{out}	I _{out}	Isolation voltage	Operating temperature
SRS-0505	5V (4.5~5.5V)	5V	100mA	1KVDC	-25~+71°C
SRS-0509		9V	56mA		
SRS-0512		12V	42mA		
SRS-0515		15V	34mA		
SRS-1205	12V (10.8~13.2V)	5V	100mA	1KVDC	-25~+71°C
SRS-1209		9V	56mA		
SRS-1212		12V	42mA		
SRS-1215		15V	34mA		
SRS-2405	24V (21.6~26.4V)	5V	100mA	1KVDC	-25~+71°C
SRS-2409		9V	56mA		
SRS-2412		12V	42mA		
SRS-2415		15V	34mA		
SRS-4805	48V (43.2~52.8V)	5V	100mA	1KVDC	-25~+71°C
SRS-4809		9V	56mA		
SRS-4812		12V	42mA		
SRS-4815		15V	34mA		

DIP16 Package, Unregulated 1W, ±10% V_{in}, Single V_{out}

SUS01

Model No.	V _{in}	V _{out}	I _{out}	Isolation voltage	Operating temperature
SUS01L-05	5V (4.5~5.5V)	5V	200mA	1KVDC	-25~+71°C
SUS01L-09		9V	111mA		
SUS01L-12		12V	84mA		
SUS01L-15		15V	67mA		
SUS01M-05	12V (10.8~13.2V)	5V	200mA	1KVDC	-25~+71°C
SUS01M-09		9V	111mA		
SUS01M-12		12V	84mA		
SUS01M-15		15V	67mA		
SUS01N-05	24V (21.6~26.4V)	5V	200mA	1KVDC	-25~+71°C
SUS01N-09		9V	111mA		
SUS01N-12		12V	84mA		
SUS01N-15		15V	67mA		
SUS01O-05	48V (43.2~52.8V)	5V	200mA	1KVDC	-25~+71°C
SUS01O-09		9V	111mA		
SUS01O-12		12V	84mA		
SUS01O-15		15V	67mA		

DIP7 Package, Unregulated 1W, ±10% V_{in}, Single V_{out}

SMA01

Model No.	V _{in}	V _{out}	I _{out}	Isolation voltage	Operating temperature
SMA01L-05	5V (4.5~5.5V)	5V	200mA	1.5KVDC	-40~+90°C
SMA01L-09		9V	110mA		
SMA01L-12		12V	84mA		
SMA01L-15		15V	67mA		
SMA01M-05	12V (10.8~13.2V)	5V	200mA	1.5KVDC	-40~+90°C
SMA01M-09		9V	110mA		
SMA01M-12		12V	84mA		
SMA01M-15		15V	67mA		
SMA01N-05	24V (21.6~26.4V)	5V	200mA	1.5KVDC	-40~+90°C
SMA01N-09		9V	110mA		
SMA01N-12		12V	84mA		
SMA01N-15		15V	67mA		

DC/DC Converter

3W DIP Module Type



SLC03 / DLC03
(0.87"x 0.54"x 0.34")



SCW03 / DCW03
(1.25"x 0.8"x 0.48")

SLC03 / DLC03 Series			SCW03 / DCW03 Series		
Pin No.	Pin-Out		Pin No.	Pin-Out	
1	SLC03: -Vin	DLC03: -Vin	2&3	SCW03: -Vin	DCW03: -Vin
7	N.C.	N.C.	9	NC	Common
8	N.C.	Common	11	NC	-Vout
9	+Vout	+Vout	14	+Vout	+Vout
10	-Vout	-Vout	16	-Vout	Common
16	+Vin	+Vin	22&23	+Vin	+Vin

DIP16 Package, Regulated 3W, 2:1 V_{in}, Dual V_{out} SLC03

Model No.	V _{in}	V _{out}	I _{out}	Isolation voltage	Operating temperature
SLC03A-05	12V	5V	600mA	1.5KVDC	-40~+85°C
SLC03A-12	(9~18V)	12V	250mA		
SLC03A-15		15V	200mA		
SLC03B-05	24V	5V	600mA	1.5KVDC	-40~+85°C
SLC03B-12	(18~36V)	12V	250mA		
SLC03B-15		15V	200mA		
SLC03C-05	48V	5V	600mA	1.5KVDC	-40~+85°C
SLC03C-12	(36~75V)	12V	250mA		
SLC03C-15		15V	200mA		

DIP16 Package, Regulated 3W, 2:1 V_{in}, Dual V_{out} DLC03

Model No.	V _{in}	V _{out}	I _{out}	Isolation voltage	Operating temperature
DLC03A-05	12V	±5V	±300mA	1.5KVDC	-40~+85°C
DLC03A-12	(9~18V)	±12V	±125mA		
DLC03A-15		±15V	±100mA		
DLC03B-05	24V	±5V	±300mA	1.5KVDC	-40~+85°C
DLC03B-12	(18~36V)	±12V	±125mA		
DLC03B-15		±15V	±100mA		
DLC03C-05	48V	±5V	±300mA	1.5KVDC	-40~+85°C
DLC03C-12	(36~75V)	±12V	±125mA		
DLC03C-15		±15V	±100mA		

DIP24 Package, Regulated 3W, 2:1 V_{in}, Single V_{out} SCW03

Model No.	V _{in}	V _{out}	I _{out}	Isolation voltage	Operating temperature
SCW03A-05	12V	5V	600mA	1KVDC	-40~+71°C
SCW03A-12	(9~18V)	12V	250mA		
SCW03A-15		15V	200mA		
SCW03B-05	24V	5V	600mA	1KVDC	-40~+71°C
SCW03B-12	(18~36V)	12V	250mA		
SCW03B-15		15V	200mA		
SCW03C-05	48V	5V	600mA	1KVDC	-40~+71°C
SCW03C-12	(36~72V)	12V	250mA		
SCW03C-15		15V	200mA		

DIP24 Package, Regulated 3W, 2:1 V_{in}, Dual V_{out} DCW03

Model No.	V _{in}	V _{out}	I _{out}	Isolation voltage	Operating temperature
DCW03A-05	12V	±5V	±300mA	1KVDC	-40~+71°C
DCW03A-12	(9~18V)	±12V	±125mA		
DCW03A-15		±15V	±100mA		
DCW03B-05	24V	±5V	±300mA	1KVDC	-40~+71°C
DCW03B-12	(18~36V)	±12V	±125mA		
DCW03B-15		±15V	±100mA		
DCW03C-05	48V	±5V	±300mA	1KVDC	-40~+71°C
DCW03C-12	(36~72V)	±12V	±125mA		
DCW03C-15		±15V	±100mA		

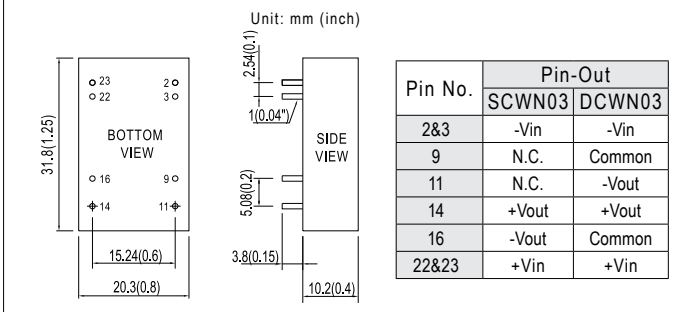


SCWN03 / DCWN03
(1.25"x 0.8"x 0.4")

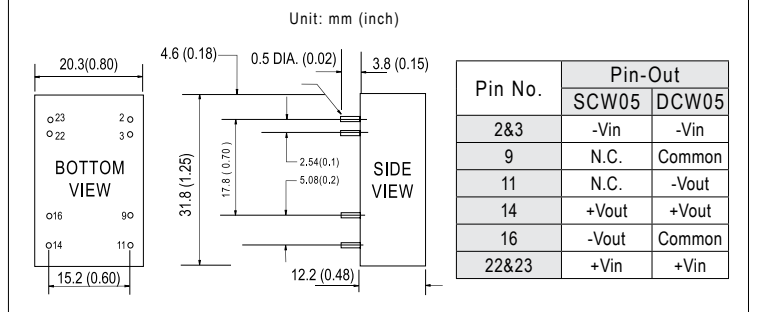


SCW05 / DCW05
(1.25"x 0.8"x 0.48")

SCWN03 / DCWN03 Series



SCW05 / DCW05 Series



DIP24 Package, Regulated 3W, 2:1 Vin, Single Vo

SCWN03

Model No.	V _{in}	V _{out}	I _{out}	Isolation voltage	Operating temperature
SCWN03E-03	5V (4.5~9V)	3.3V	600mA	3KVDC	-40~+90°C
SCWN03E-05		5V	600mA		
SCWN03E-12		12V	250mA		
SCWN03E-15		15V	200mA		
SCWN03A-03	12V (9~18V)	3.3V	600mA	3KVDC	-40~+90°C
SCWN03A-05		5V	600mA		
SCWN03A-12		12V	250mA		
SCWN03A-15		15V	200mA		
SCWN03B-03	24V (18~36V)	3.3V	600mA	3KVDC	-40~+90°C
SCWN03B-05		5V	600mA		
SCWN03B-12		12V	250mA		
SCWN03B-15		15V	200mA		
SCWN03C-03	48V (36~72V)	3.3V	600mA	3KVDC	-40~+90°C
SCWN03C-05		5V	600mA		
SCWN03C-12		12V	250mA		
SCWN03C-15		15V	200mA		

DIP24 Package, Regulated 3W, 2:1 V_{in}, Dual V_{out}

DCWN03

Model No.	V _{in}	V _{out}	I _{out}	Isolation voltage	Operating temperature
DCWN03E-05	5V (4.5~9V)	±5V	±300mA	3KVDC	-40~+90°C
DCWN03E-12		±12V	±125mA		
DCWN03E-15		±15V	±100mA		
DCWN03A-05	12V (9~18V)	±5V	±300mA	3KVDC	-40~+90°C
DCWN03A-12		±12V	±125mA		
DCWN03A-15		±15V	±100mA		
DCWN03B-05	24V (18~36V)	±5V	±300mA	3KVDC	-40~+90°C
DCWN03B-12		±12V	±125mA		
DCWN03B-15		±15V	±100mA		
DCWN03C-05	48V (36~72V)	±5V	±300mA	3KVDC	-40~+90°C
DCWN03C-12		±12V	±125mA		
DCWN03C-15		±15V	±100mA		

DIP24 Package, Regulated 5W, 2:1 V_{in}, Single V_{out}

SCW05

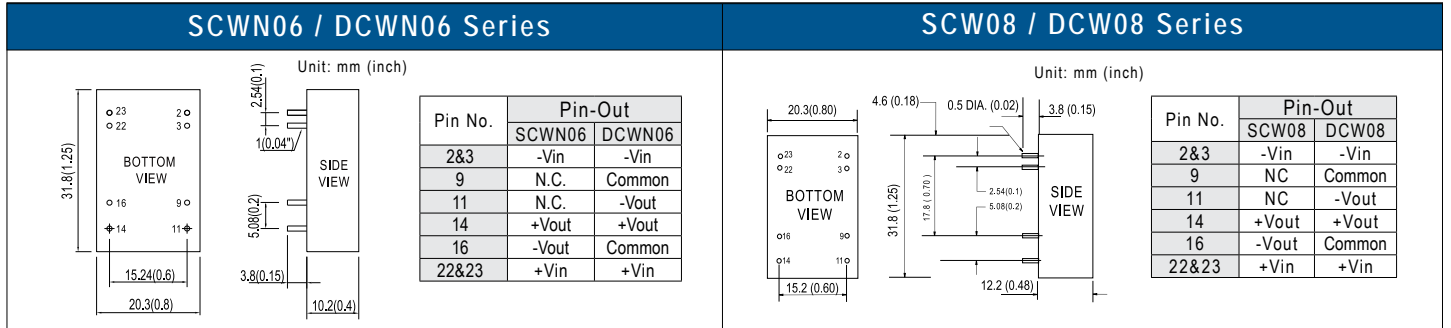
Model No.	V _{in}	V _{out}	I _{out}	Isolation voltage	Operating temperature
SCW05A-05	12V (9~18V)	5V	1000mA	1KVDC	-40~+71°C
SCW05A-09		9V	556mA		
SCW05A-12		12V	470mA		
SCW05A-15		15V	400mA		
SCW05B-05	24V (18~36V)	5V	1000mA	1KVDC	-40~+71°C
SCW05B-09		9V	556mA		
SCW05B-12		12V	470mA		
SCW05B-15		15V	400mA		
SCW05C-05	48V (36~72V)	5V	1000mA	1KVDC	-40~+71°C
SCW05C-09		9V	556mA		
SCW05C-12		12V	470mA		
SCW05C-15		15V	400mA		



SCWN06 / DCWN06
(1.25"x 0.8"x 0.4")



SCW08 / DCW08
(1.25"x 0.8"x 0.48")



DIP24 Package, Regulated 6W, 2:1 V_{in} , Single V_{out} SCWN06

Model No.	V_{in}	V_{out}	I_{out}	Isolation voltage	Operating temperature
SCWN06A-03	12V (9~18V)	3.3V	1200mA	3KVDC	-40~+90°C
SCWN06A-05		5V	1000mA		
SCWN06A-12		12V	500mA		
SCWN06A-15		15V	400mA		
SCWN06B-03	24V (18~36V)	3.3V	600mA	3KVDC	-40~+90°C
SCWN06B-05		5V	600mA		
SCWN06B-12		12V	250mA		
SCWN06B-15		15V	200mA		
SCWN06C-03	48V (36~72V)	3.3V	1200mA	3KVDC	-40~+90°C
SCWN06C-05		5V	1000mA		
SCWN06C-12		12V	500mA		
SCWN06C-15		15V	400mA		

DIP24 Package, Regulated 6W, 2:1 V_{in} , Dual V_{out} DCWN06

Model No.	V_{in}	V_{out}	I_{out}	Isolation voltage	Operating temperature
DCWN06A-05	12V (9~18V)	±5V	±500mA	3KVDC	-40~+90°C
DCWN06A-12		±12V	±250mA		
DCWN06A-15		±15V	±200mA		
DCWN06B-05	24V (18~36V)	±5V	±500mA	3KVDC	-40~+90°C
DCWN06B-12		±12V	±250mA		
DCWN06B-15		±15V	±200mA		
DCWN06C-05	48V (36~72V)	±5V	±500mA	3KVDC	-40~+90°C
DCWN06C-12		±12V	±250mA		
DCWN06C-15		±15V	±200mA		

DIP24 Package, Regulated 8W, 2:1 V_{in} , Single V_{out} SCW08

Model No.	V_{in}	V_{out}	I_{out}	Isolation voltage	Operating temperature
SCW08A-05	12V (9~18V)	5V	1600mA	1KVDC	-40~+71°C
SCW08A-12		12V	670mA		
SCW08A-15		15V	533mA		
SCW08B-05	24V (18~36V)	5V	1600mA	1KVDC	-40~+71°C
SCW08B-12		12V	670mA		
SCW08B-15		15V	533mA		
SCW08C-05	48V (36~72V)	5V	1600mA	1KVDC	-40~+71°C
SCW08C-12		12V	670mA		
SCW08C-15		15V	533mA		

DIP24 Package, Regulated 8W, 2:1 V_{in} , Dual V_{out} DCW08

Model No.	V_{in}	V_{out}	I_{out}	Isolation voltage	Operating temperature
DCW08A-05	12V (9~18V)	±5V	±800mA	1KVDC	-40~+71°C
DCW08A-12		±12V	±335mA		
DCW08A-15		±15V	±267mA		
DCW08B-05	24V (18~36V)	±5V	±800mA	1KVDC	-40~+71°C
DCW08B-12		±12V	±335mA		
DCW08B-15		±15V	±267mA		
DCW08C-05	48V (36~72V)	±5V	±800mA	1KVDC	-40~+71°C
DCW08C-12		±12V	±335mA		
DCW08C-15		±15V	±267mA		

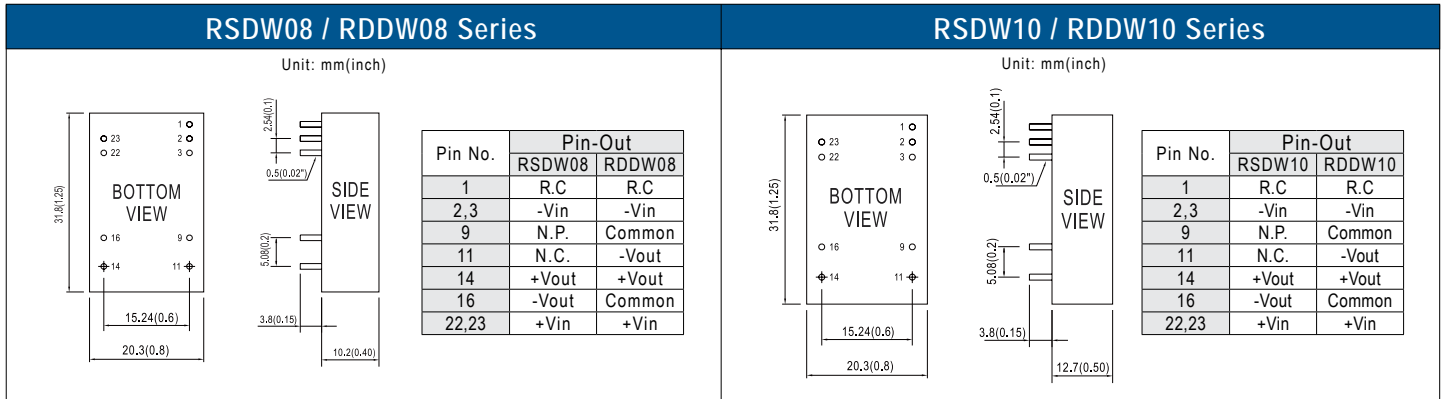
DC/DC Converter 8~10W Railway DIP Module Type



RSDW08/RDDW08
(1.25"x 0.8"x 0.4")



RSDW10/RDDW10
(1.25"x 0.8"x 0.4")



DIP24 Package, Regulated 8W, 4:1 V_{in} , Single V_{out} RSDW08 EAC CE (EN55015/EN55032)

Model No.	V_{in}	V_{out}	I_{out}	Isolation voltage	Operating temperature
RSDW08F-03		3.3V	2000mA		
RSDW08F-05	12V, 24V	5V	1600mA	1.5KVDC	-40~+85°C
RSDW08F-12	(9~36V)	12V	666mA		
RSDW08F-15		15V	530mA		
RSDW08G-03		3.3V	2000mA		
RSDW08G-05	24V, 48V	5V	1600mA	1.5KVDC	-40~+85°C
RSDW08G-12	(18~75V)	12V	666mA		
RSDW08G-15		15V	530mA		

DIP24 Package, Regulated 8W, 4:1 V_{in} , Dual V_{out} RDDW08 EAC CE (EN55015/EN55032)

Model No.	V_{in}	V_{out}	I_{out}	Isolation voltage	Operating temperature
RDDW08F-05	12V, 24V	±5V	±800mA	1.5KVDC	-40~+85°C
RDDW08F-12	(9~36V)	±12V	±333mA		
RDDW08F-15		±15V	±265mA		
RDDW08G-05		±5V	±800mA		
RDDW08G-12	24V, 48V	±12V	±333mA	1.5KVDC	-40~+85°C
RDDW08G-15	(18~75V)	±15V	±265mA		

DIP24 Package, Regulated 10W, 4:1 V_{in} , Single V_{out} RSDW10 EAC CE (EN55015/EN55032)

Model No.	V_{in}	V_{out}	I_{out}	Isolation voltage	Operating temperature
RSDW10H-03		3.3V	2500mA		
RSDW10H-05	96V, 110V	5V	2000mA	3KVDC	-40~+85°C
RSDW10H-12	(43~160V)	12V	835mA		
RSDW10H-15		15V	666mA		

DIP24 Package, Regulated 10W, 4:1 V_{in} , Dual V_{out} RDDW10 EAC CE (EN55015/EN55032)

Model No.	V_{in}	V_{out}	I_{out}	Isolation voltage	Operating temperature
RDDW10H-05		±5V	±1000mA		
RDDW10H-12	96V, 110V	±12V	±416mA	3KVDC	-40~+85°C
RDDW10H-15	(43~160V)	±15V	±333mA		



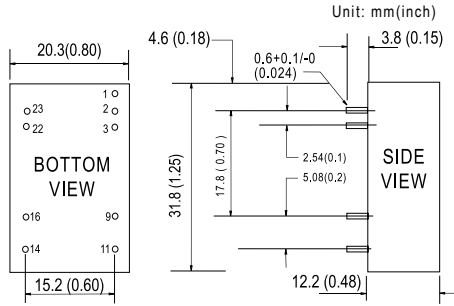
SCW12/DCW12
(1.25"x 0.8"x 0.48")



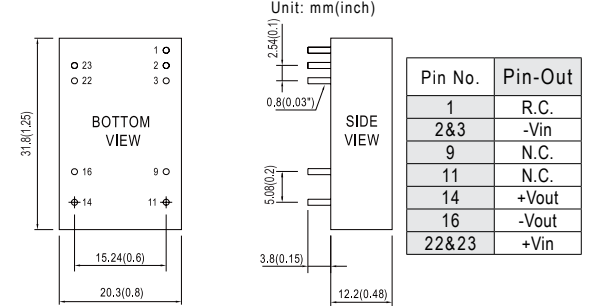
SCW20
(1.25"x 0.8"x 0.48")

SCW12 / DCW12 Series

SCW20 Series



Pin No.	Pin-Out	
	SCW12	DCW12
1	R.C	R.C
2&3	-Vin	-Vin
9	N.C.	Common
11	N.C.	-Vout
14	+Vout	+Vout
16	-Vout	Common
22&23	+Vin	+Vin



Pin No.	Pin-Out
1	R.C.
2&3	-Vin
9	N.C.
11	N.C.
14	+Vout
16	-Vout
22&23	+Vin

DIP24 Package, Regulated 12W, 2:1 V_{in}, Single V_{out}

SCW12

Model No.	V _{in}	V _{out}	I _{out}	Isolation voltage	Operating temperature
SCW12A-05	12V (9~18V)	5V	2400mA	1.5KVDC	-40~+71°C
SCW12A-12		12V	1000mA		
SCW12A-15		15V	800mA		
SCW12B-05	24V (18~36V)	5V	2400mA	1.5KVDC	-40~+71°C
SCW12B-12		12V	1000mA		
SCW12B-15		15V	800mA		
SCW12C-05	48V (36~72V)	5V	2400mA	1.5KVDC	-40~+71°C
SCW12C-12		12V	1000mA		
SCW12C-15		15V	800mA		

DIP24 Package, Regulated 12W, 2:1 V_{in}, Dual V_{out}

DCW12

Model No.	V _{in}	V _{out}	I _{out}	Isolation voltage	Operating temperature
DCW12A-05	12V (9~18V)	±5V	±1200mA	1.5KVDC	-40~+71°C
DCW12A-12		±12V	±500mA		
DCW12A-15		±15V	±400mA		
DCW12B-05	24V (18~36V)	±5V	±1200mA	1.5KVDC	-40~+71°C
DCW12B-12		±12V	±500mA		
DCW12B-15		±15V	±400mA		
DCW12C-05	48V (36~72V)	±5V	±1200mA	1.5KVDC	-40~+71°C
DCW12C-12		±12V	±500mA		
DCW12C-15		±15V	±400mA		

DIP24 Package, Regulated 20W, 2:1 V_{in}, Single V_{out}

SCW20

Model No.	V _{in}	V _{out}	I _{out}	Isolation voltage	Operating temperature
SCW20A-05	12V (9~18V)	5V	4000mA	1.5KVDC	-40~+80°C
SCW20A-12		12V	1660mA		
SCW20A-15		15V	1333mA		
SCW20B-05	24V (18~36V)	5V	4000mA	1.5KVDC	-40~+80°C
SCW20B-12		12V	1666mA		
SCW20B-15		15V	1333mA		
SCW20C-05	48V (36~75V)	5V	4000mA	1.5KVDC	-40~+80°C
SCW20C-12		12V	1660mA		
SCW20C-15		15V	1333mA		



SKM10
(1"x 1"x 0.4")

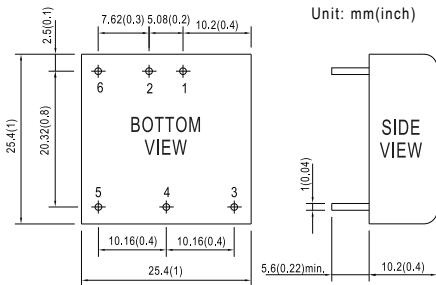


DKM10
(1"x 1"x 0.4")



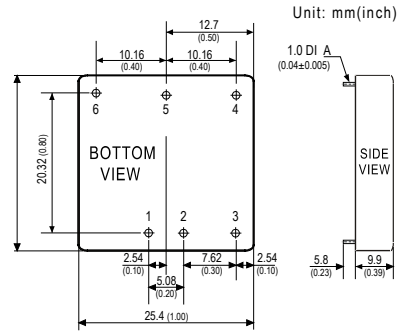
SKM15
(1"x 1"x 0.39")

SKM10 / DKM10 Series



Pin No.	Pin-Out	
	SKM10	DKM10
1	+Vin	+Vin
2	-Vin	-Vin
3	+Vout	+Vout
4	Trim	Common
5	-Vout	-Vout
6	R.C.	R.C.

SKM15 Series



Pin No.	Output
1	+Vin
2	-Vin
3	R.C.
4	-Vout
5	Trim
6	+Vout

1"x1", Regulated 10W, 2:1 V_{in}, Single V_{out}

SKM10

Model No.	V _{in}	V _{out}	I _{out}	Isolation voltage	Operating temperature
SKM10E-03	5V (4.7~9V)	3.3V	2500mA	1.5KVDC	-40~+85°C
SKM10E-05		5V	2000mA		
SKM10E-12		12V	833mA		
SKM10E-15		15V	666mA		
SKM10A-03	12V (9~18V)	3.3V	2500mA	1.5KVDC	-40~+85°C
SKM10A-05		5V	2000mA		
SKM10A-12		12V	833mA		
SKM10A-15		15V	666mA		
SKM10B-03	24V (18~36V)	3.3V	2500mA	1.5KVDC	-40~+85°C
SKM10B-05		5V	2000mA		
SKM10B-12		12V	833mA		
SKM10B-15		15V	666mA		
SKM10C-03	48V (36~75V)	3.3V	2500mA	1.5KVDC	-40~+85°C
SKM10C-05		5V	2000mA		
SKM10C-12		12V	833mA		
SKM10C-15		15V	666mA		

1"x1", Regulated 10W, 2:1 V_{in}, Dual V_{out}

DKM10

Model No.	V _{in}	V _{out}	I _{out}	Isolation voltage	Operating temperature
DKM10E-05	5V (4.7~9V)	±5V	±1000mA	1.5KVDC	-40~+85°C
DKM10E-12		±12V	±416mA		
DKM10E-15		±15V	±333mA		
DKM10A-05	12V (9~18V)	±5V	±1000mA	1.5KVDC	-40~+85°C
DKM10A-12		±12V	±416mA		
DKM10A-15		±15V	±333mA		
DKM10B-05	24V (18~36V)	±5V	±1000mA	1.5KVDC	-40~+85°C
DKM10B-12		±12V	±416mA		
DKM10B-15		±15V	±333mA		
DKM10C-05	48V (36~75V)	±5V	±1000mA	1.5KVDC	-40~+85°C
DKM10C-12		±12V	±416mA		
DKM10C-15		±15V	±333mA		

1"x1", Regulated 15W, 2:1 V_{in}, Single V_{out}

SKM15

Model No.	V _{in}	V _{out}	I _{out}	Isolation voltage	Operating temperature
SKM15A-05	12V (9~18V)	5V	3000mA	1.5KVDC	-40~+80°C
SKM15A-12		12V	1250mA		
SKM15A-15		15V	1000mA		
SKM15B-05	24V (18~36V)	5V	3000mA	1.5KVDC	-40~+80°C
SKM15B-12		12V	1250mA		
SKM15B-15		15V	1000mA		
SKM15C-05	48V (36~75V)	5V	3000mA	1.5KVDC	-40~+80°C
SKM15C-12		12V	1250mA		
SKM15C-15		15V	1000mA		

DC/DC Converter

20~30W 1"x1" Module Type



SKMW20/DKMW20
(1"x 1"x 0.4")



SKMW30/DKMW30
(1"x 1"x 0.4")

SKMW20 / DKMW20 Series			SKMW30 / DKMW30 Series		
<p>Unit: mm(inch)</p>			<p>Unit: mm(inch)</p>		
Pin No.	Pin-Out		Pin No.	Pin-Out	
	SKMW20	DKMW20		SKMW30	DKMW30
1	+Vin	+Vin	1	+Vin	+Vin
2	-Vin	-Vin	2	-Vin	-Vin
3	+Vout	+Vout	3	+Vout	+Vout
4	Trim	Common	4	Trim	Common
5	-Vout	-Vout	5	-Vout	-Vout
6	R.C.	R.C.	6	R.C.	R.C.

DIP 1"x1" Package, Regulated 20W, 4:1 V_{in}, Single V_{out} SKMW20

Model No.	V _{in}	V _{out}	I _{out}	Isolation voltage	Operating temperature
SKMW20F-03	12V, 24V (9~36V)	3.3V	4500mA	1.5KVDC	-40~+85°C
SKMW20F-05		5V	4000mA		
SKMW20F-12		12V	1670mA		
SKMW20F-15		15V	1330mA		
SKMW20G-03	24V, 48V (18~75V)	3.3V	4500mA	1.5KVDC	-40~+85°C
SKMW20G-05		5V	4000mA		
SKMW20G-12		12V	1670mA		
SKMW20G-15		15V	1330mA		

DIP 1"x1" Package, Regulated 20W, 4:1 V_{in}, Dual V_{out} DKMW20

Model No.	V _{in}	V _{out}	I _{out}	Isolation voltage	Operating temperature
DKMW20F-12	12V, 24V (9~36V)	±12V	±830mA	1.5KVDC	-40~+85°C
DKMW20F-15		±15V	±660mA		
DKMW20G-12	24V, 48V (18~75V)	±12V	±830mA	1.5KVDC	-40~+85°C
DKMW20G-15		±15V	±660mA		

DIP 1"x1" Package, Regulated 30W, 4:1 V_{in}, Single V_{out} SKMW30

Model No.	V _{in}	V _{out}	I _{out}	Isolation voltage	Operating temperature
SKMW30F-03	12V, 24V (9~36V)	3.3V	7500mA	1.5KVDC	-40~+85°C
SKMW30F-05		5V	6000mA		
SKMW30F-12		12V	2500mA		
SKMW30F-15		15V	2000mA		
SKMW30G-03	24V, 48V (18~75V)	3.3V	7500mA	1.5KVDC	-40~+85°C
SKMW30G-05		5V	6000mA		
SKMW30G-12		12V	2500mA		
SKMW30G-15		15V	2000mA		

DIP 1"x1" Package, Regulated 30W, 4:1 V_{in}, Dual V_{out} DKMW30

Model No.	V _{in}	V _{out}	I _{out}	Isolation voltage	Operating temperature
DKMW30F-12	12V, 24V (9~36V)	±12V	±1250mA	1.5KVDC	-40~+85°C
DKMW30F-15		±15V	±1000mA		
DKMW30G-12	24V, 48V (18~75V)	±12V	±1250mA	1.5KVDC	-40~+85°C
DKMW30G-15		±15V	±1000mA		

DC/DC Converter

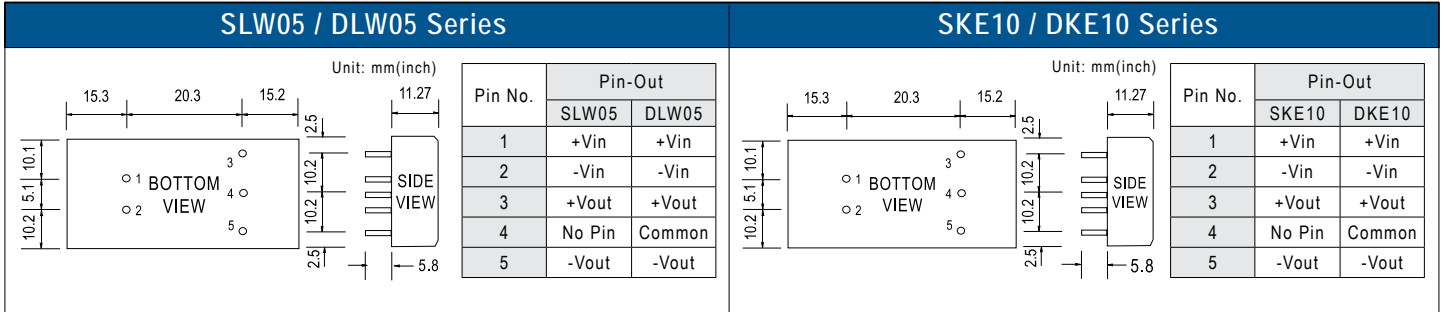
5~10W 2"x1" Module Type



SLW05/DLW05
(2"x 1"x 0.44")



SKE10/DKE10
(2"x 1"x 0.44")



2"x1", Regulated 5W, 2:1 V_{in}, Single V_{out} SLW05

Model No.	V _{in}	V _{out}	I _{out}	Isolation voltage	Operating temperature
SLW05A-05		5V	1000mA		
SLW05A-09	12V (9~18V)	9V	556mA	1KVDC	-25~+71°C
SLW05A-12		12V	417mA		
SLW05A-15		15V	333mA		
SLW05B-05		5V	1000mA		
SLW05B-09	24V (18~36V)	9V	556mA	1KVDC	-25~+71°C
SLW05B-12		12V	417mA		
SLW05B-15		15V	333mA		
SLW05C-05		5V	1000mA		
SLW05C-09	48V (36~72V)	9V	556mA	1KVDC	-25~+71°C
SLW05C-12		12V	417mA		
SLW05C-15		15V	333mA		

2"x1", Regulated 10W, 2:1 V_{in}, Single V_{out} SKE10

Model No.	V _{in}	V _{out}	I _{out}	Isolation voltage	Operating temperature
SKE10A-05		5V	2000mA		
SKE10A-12	12V (9~18V)	12V	840mA	1KVDC	-25~+71°C
SKE10A-15		15V	660mA		
SKE10A-24		24V	420mA		
SKE10B-05		5V	2000mA		
SKE10B-12	24V (18~36V)	12V	840mA	1KVDC	-25~+71°C
SKE10B-15		15V	660mA		
SKE10B-24		24V	420mA		
SKE10C-05		5V	2000mA		
SKE10C-12	48V (36~72V)	12V	840mA	1KVDC	-25~+71°C
SKE10C-15		15V	660mA		
SKE10C-24		24V	420mA		

2"x1", Regulated 5W, 2:1 V_{in}, Dual V_{out} DLW05

Model No.	V _{in}	V _{out}	I _{out}	Isolation voltage	Operating temperature
DLW05A-05		±5V	±500mA		
DLW05A-12	12V (9~18V)	±12V	±208mA	1KVDC	-25~+71°C
DLW05A-15		±15V	±167mA		
DLW05B-05		±5V	±500mA		
DLW05B-12	24V (18~36V)	±12V	±208mA	1KVDC	-25~+71°C
DLW05B-15		±15V	±167mA		
DLW05C-05		±5V	±500mA		
DLW05C-12	48V (36~72V)	±12V	±208mA	1KVDC	-25~+71°C
DLW05C-15		±15V	±167mA		

2"x1", Regulated 10W, 2:1 V_{in}, Dual V_{out} DKE10

Model No.	V _{in}	V _{out}	I _{out}	Isolation voltage	Operating temperature
DKE10A-05		±5V	±1000mA		
DKE10A-12	12V (9~18V)	±12V	±420mA	1KVDC	-25~+71°C
DKE10A-15		±15V	±333mA		
DKE10A-24		±24V	±210mA		
DKE10B-05		±5V	±1000mA		
DKE10B-12	24V (18~36V)	±12V	±420mA	1KVDC	-25~+71°C
DKE10B-15		±15V	±333mA		
DKE10B-24		±24V	±210mA		
DKE10C-05		±5V	±1000mA		
DKE10C-12	48V (36~72V)	±12V	±420mA	1KVDC	-25~+71°C
DKE10C-15		±15V	±333mA		
DKE10C-24		±24V	±210mA		

DC/DC Converter

15~20W 2"x1" Module Type



SKA15/DKA15
(2"x 1"x 0.44")

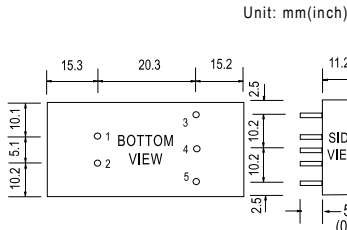


RSDW20/RDDW20
(2"x 1"x 0.4")

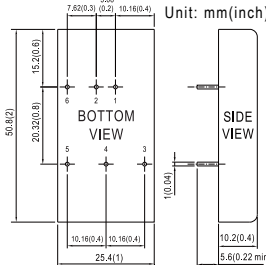


SKA15 / DKA15 Series

RSDW20 / RDDW20 Series



Pin No.	Pin-Out	
	SKA15	DKA15
1	+Vin	+Vin
2	-Vin	-Vin
3	+Vout	+Vout
4	Trim	Common
5	-Vout	-Vout



Pin No.	F&G Model Pin-Out		Pin No.	H Model Pin-Out	
	RSDW20	RDDW20		RSDW20	RDDW20
1	+Vin	+Vin	1	+Vin	+Vin
2	-Vin	-Vin	2	-Vin	-Vin
3	+Vout	+Vout	3	+Vout	+Vout
4	Trim	Common	4	Trim	-Vout
5	-Vout	-Vout	5	-Vout	Common
6	R.C	R.C	6	R.C	R.C

2"x1" Package, Regulated 15W, 2:1 V_{in}, Single V_{out}

SKA15

Model No.	V _{in}	V _{out}	I _{out}	Isolation voltage	Operating temperature
SKA15A-033	12V (9~18V)	3.3V	3000mA	1KVDC	-40~+71°C
SKA15A-05		5V	3000mA		
SKA15A-12		12V	1250mA		
SKA15A-15		15V	1000mA		
SKA15B-033	24V (18~36V)	3.3V	3000mA	1KVDC	-40~+71°C
SKA15B-05		5V	3000mA		
SKA15B-12		12V	1250mA		
SKA15B-15		15V	1000mA		
SKA15C-033	48V (36~72V)	3.3V	3000mA	1KVDC	-40~+71°C
SKA15C-05		5V	3000mA		
SKA15C-12		12V	1250mA		
SKA15C-15		15V	1000mA		

2"x1" Package, Regulated 15W, 2:1 V_{in}, Dual V_{out}

DKA15

Model No.	V _{in}	V _{out}	I _{out}	Isolation voltage	Operating temperature
DKA15A-05	12V (9~18V)	±5V	±1500mA	1KVDC	-40~+71°C
DKA15A-12		±12V	±625mA		
DKA15A-15		±15V	±500mA		
DKA15B-05	24V (18~36V)	±5V	±1500mA	1KVDC	-40~+71°C
DKA15B-12		±12V	±625mA		
DKA15B-15		±15V	±500mA		
DKA15C-05	48V (36~72V)	±5V	±1500mA	1KVDC	-40~+71°C
DKA15C-12		±12V	±625mA		
DKA15C-15		±15V	±500mA		

2"x1" Package, Regulated 20W, 4:1 V_{in}, Single V_{out}

RSDW20

Model No.	V _{in}	V _{out}	I _{out}	Isolation voltage	Operating temperature
RSDW20F-03	12V, 24V (9~36V)	3.3V	5500mA	1.5KVDC	-40~+85°C
RSDW20F-05		5V	4000mA		
RSDW20F-12		12V	1670mA		
RSDW20F-15		15V	1330mA		
RSDW20G-03	24V, 48V (18~75V)	3.3V	5500mA	1.5KVDC	-40~+85°C
RSDW20G-05		5V	4000mA		
RSDW20G-12		12V	1670mA		
RSDW20G-15		15V	1330mA		
RSDW20H-05	96V, 110V (43~160V)	5V	4000mA	3KVDC	-40~+85°C
RSDW20H-12		12V	1670mA		
RSDW20H-15		15V	1330mA		

2"x1" Package, Regulated 20W, 4:1 V_{in}, Dual V_{out}

RDDW20

Model No.	V _{in}	V _{out}	I _{out}	Isolation voltage	Operating temperature
RDDW20F-05	12V, 24V (9~36V)	±5V	±2000mA	1.5KVDC	-40~+85°C
RDDW20F-12		±12V	±835mA		
RDDW20F-15		±15V	±666mA		
RDDW20G-05	24V, 48V (18~75V)	±5V	±2000mA	1.5KVDC	-40~+85°C
RDDW20G-12		±12V	±835mA		
RDDW20G-15		±15V	±666mA		
RDDW20H-12	96V, 110V (43~160V)	±12V	±1833mA	3KVDC	-40~+85°C
RDDW20H-15		±15V	±667mA		



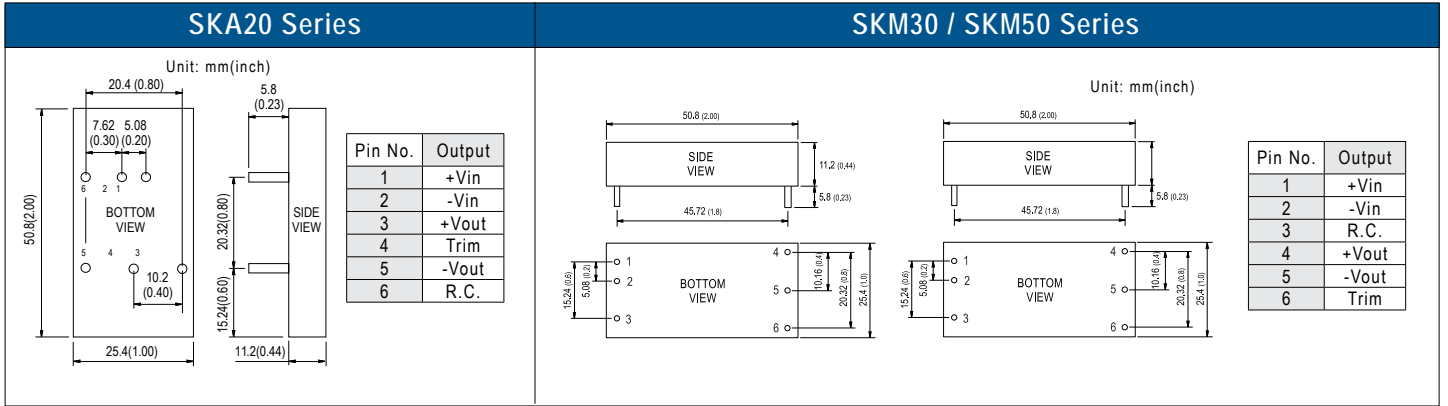
SKA20
(2"x 1"x 0.44")



SKM30
(2"x 1"x 0.44")



SKM50
(2"x 1"x 0.54")



2"x1" Package, Regulated 20W, 2:1 V_{in}, Single V_{out} **SKA20**

Model No.	V _{in}	V _{out}	I _{out}	Isolation voltage	Operating temperature
SKA20A-05	12V (9~18V)	5V	4000mA	1.5KVDC	-40~+85°C
SKA20A-12		12V	1666mA		
SKA20A-15		15V	1333mA		
SKA20B-05	24V (18~36V)	5V	4000mA	1.5KVDC	-40~+85°C
SKA20B-12		12V	1666mA		
SKA20B-15		15V	1333mA		
SKA20C-05	48V (36~75V)	5V	4000mA	1.5KVDC	-40~+85°C
SKA20C-12		12V	1666mA		
SKA20C-15		15V	1333mA		

2"x1" Package, Regulated 30W, 2:1 V_{in}, Single V_{out} **SKM30**

Model No.	V _{in}	V _{out}	I _{out}	Isolation voltage	Operating temperature
SKM30A-05	12V (9~18V)	5V	6000mA	1.5KVDC	-40~+75°C
SKM30A-12		12V	2500mA		
SKM30A-15		15V	2000mA		
SKM30B-05	24V (18~36V)	5V	6000mA	1.5KVDC	-40~+75°C
SKM30B-12		12V	2500mA		
SKM30B-15		15V	2000mA		
SKM30C-05	48V (36~75V)	5V	6000mA	1.5KVDC	-40~+75°C
SKM30C-12		12V	2500mA		
SKM30C-15		15V	2000mA		

2"x1" Package, Regulated 50W, 2:1 V_{in}, Single V_{out} **SKM50**

Model No.	V _{in}	V _{out}	I _{out}	Isolation voltage	Operating temperature
SKM50B-05	24V (18~36V)	5V	10A	1.5KVDC	-40~+75°C
SKM50B-12		12V	4170mA		
SKM50B-15		15V	3330mA		
SKM50C-05	48V (36~75V)	5V	10A	1.5KVDC	-40~+75°C
SKM50C-12		12V	4170mA		
SKM50C-15		15V	3330mA		

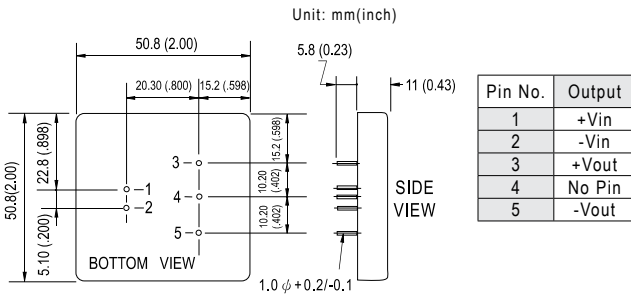


SKE15
(2"x 2"x 0.43")

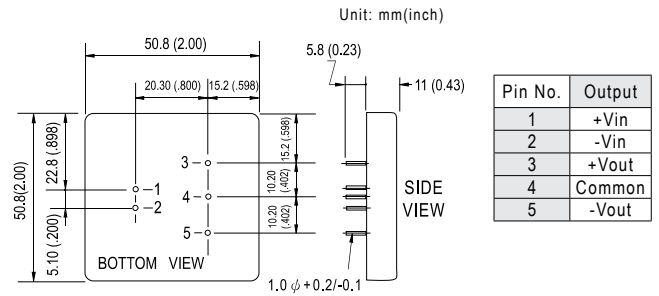


DKE15
(2"x 2"x 0.43")

SKE15 Series



DKE15 Series



2"x 2" Package, Regulated 15W, 2:1 V_{in}, Single V_{out}

SKE15 [E] [F] [C] [E]

Model No.	V _{in}	V _{out}	I _{out}	Isolation voltage	Operating temperature
SKE15A-05	12V (9~18V)	5V	3000mA	1KVDC	-25~+71°C
SKE15A-12		12V	1250mA		
SKE15A-15		15V	1000mA		
SKE15A-24		24V	625mA		
SKE15B-05	24V (18~36V)	5V	3000mA	1KVDC	-25~+71°C
SKE15B-12		12V	1250mA		
SKE15B-15		15V	1000mA		
SKE15B-24		24V	625mA		
SKE15C-05	48V (36~72V)	5V	3000mA	1KVDC	-25~+71°C
SKE15C-12		12V	1250mA		
SKE15C-15		15V	1000mA		
SKE15C-24		24V	625mA		

2"x 2" Package, Regulated 15W, 2:1 V_{in}, Dual V_{out}

DKE15 [E] [F] [C] [E]

Model No.	V _{in}	V _{out}	I _{out}	Isolation voltage	Operating temperature
DKE15A-05	12V (9~18V)	±5V	±1500mA	1KVDC	-25~+71°C
DKE15A-12		±12V	±625mA		
DKE15A-15		±15V	±500mA		
DKE15A-24		±24V	±313mA		
DKE15B-05	24V (18~36V)	±5V	±1500mA	1KVDC	-25~+71°C
DKE15B-12		±12V	±625mA		
DKE15B-15		±15V	±500mA		
DKE15B-24		±24V	±313mA		
DKE15C-05	48V (36~72V)	±5V	±1500mA	1KVDC	-25~+71°C
DKE15C-12		±12V	±625mA		
DKE15C-15		±15V	±500mA		
DKE15C-24		±24V	±313mA		



SDM30
(2"x 2" x0.63")



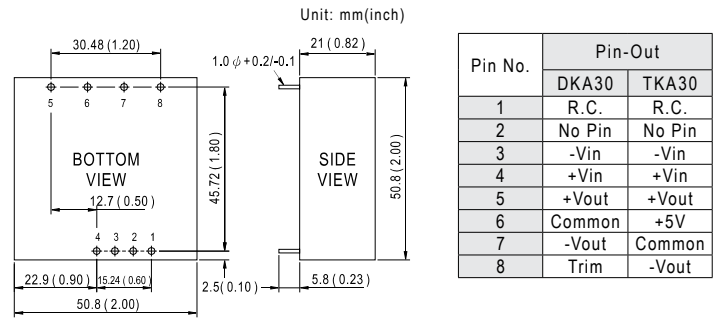
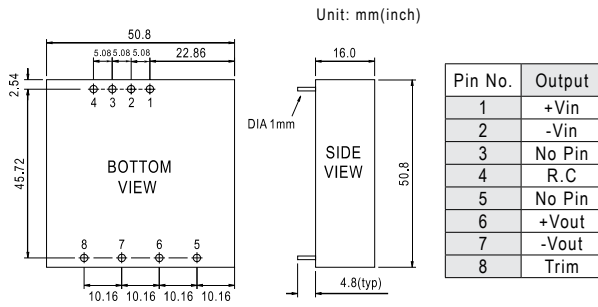
DKA30
(2"x 2"x 0.82")



TKA30
(2"x 2"x 0.82")

SDM30 Series

DKA30 / TKA30 Series



2"x 2" Package, Regulated 30W, 2:1 V_{in} , Single V_{out}

SDM30

Model No.	V_{in}	V_{out}	I_{out}	Isolation voltage	Operating temperature
SDM30-12S3	12V (9.2~18V)	3.3V	5000mA	1KVDC	-25~+85°C
SDM30-12S5		5V	5000mA		
SDM30-12S12		12V	2100mA		
SDM30-12S15		15V	1700mA		
SDM30-24S3	24V (18~36V)	3.3V	5000mA	1KVDC	-25~+85°C
SDM30-24S5		5V	5000mA		
SDM30-24S12		12V	2100mA		
SDM30-24S15		15V	1700mA		
SDM30-48S3	48V (36~72V)	3.3V	5000mA	1KVDC	-25~+85°C
SDM30-48S5		5V	5000mA		
SDM30-48S12		12V	2100mA		
SDM30-48S15		15V	1700mA		

2"x 2" Package, Regulated 30W, 2:1 V_{in} , Dual V_{out}

DKA30

Model No.	V_{in}	V_{out}	I_{out}	Isolation voltage	Operating temperature
DKA30A-05	12V (9~18V)	±5V	±2500mA	1KVDC	-40~+85°C
DKA30A-12		±12V	±1250mA		
DKA30A-15		±15V	±1000mA		
DKA30B-05	24V (18~36V)	±5V	±2500mA	1KVDC	-40~+85°C
DKA30B-12		±12V	±1250mA		
DKA30B-15		±15V	±1000mA		
DKA30C-05	48V (36~72V)	±5V	±2500mA	1KVDC	-40~+85°C
DKA30C-12		±12V	±1250mA		
DKA30C-15		±15V	±1000mA		

2"x 2" Package, Regulated 30W, 2:1 V_{in} , Triple V_{out}

TKA30

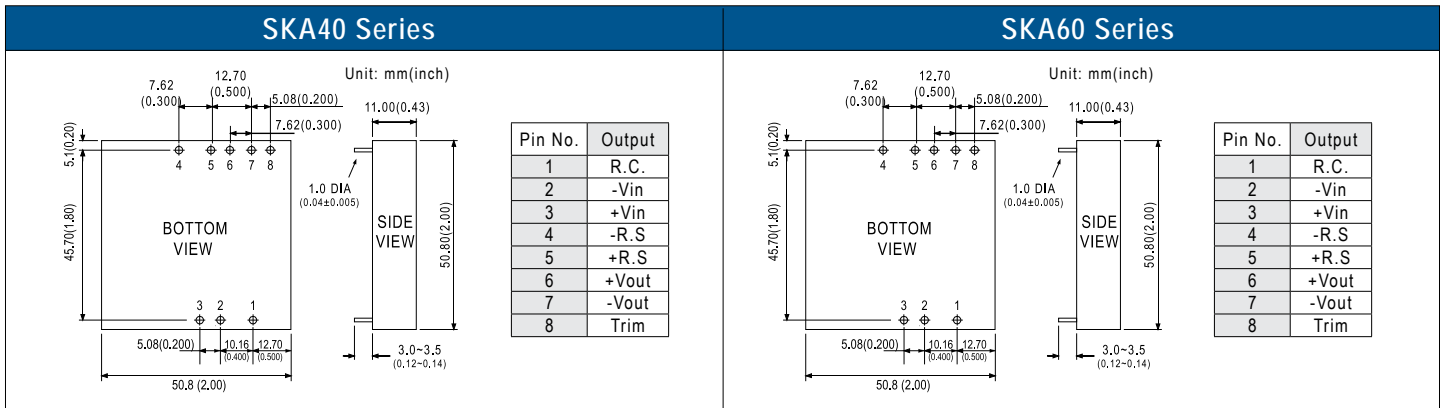
Model No.	V_{in}	V_{out}	I_{out}	Isolation voltage	Operating temperature
TKA30A-B	12V (9~18V)	5V / ±12V	3500mA / ±310mA	1KVDC	-40~+85°C
TKA30A-C		5V / ±15V	3500mA / ±250mA		
TKA30B-B	24V (18~36V)	5V / ±12V	3500mA / ±310mA	1KVDC	-40~+85°C
TKA30B-C		5V / ±15V	3500mA / ±250mA		
TKA30C-B	48V (36~72V)	5V / ±12V	3500mA / ±310mA	1KVDC	-40~+85°C
TKA30C-C		5V / ±15V	3500mA / ±250mA		



SKA40
(2"x2"x0.43")



SKA60
(2"x2"x0.43")



2"x 2" Package, Regulated 40W, 2:1 V_{in}, Single V_{out} **SKA40**

Model No.	V _{in}	V _{out}	I _{out}	Isolation voltage	Operating temperature
SKA40A-05		5V	7A		
SKA40A-12	12V (9~18V)	12V	3330mA	1.5KVDC	-40~+80°C
SKA40A-15		15V	2670mA		
SKA40B-05		5V	7A		
SKA40B-12	24V (18~36V)	12V	3330mA	1.5KVDC	-40~+80°C
SKA40B-15		15V	2670mA		
SKA40C-05		5V	7A		
SKA40C-12	48V (36~75V)	12V	3330mA	1.5KVDC	-40~+80°C
SKA40C-15		15V	2670mA		

2"x 2" Package, Regulated 60W, 2:1 V_{in}, Single V_{out} **SKA60**

Model No.	V _{in}	V _{out}	I _{out}	Isolation voltage	Operating temperature
SKA60A-05		5V	12A		
SKA60A-12	12V (9~18V)	12V	5A	1.5KVDC	-40~+70°C
SKA60A-15		15V	4A		
SKA60B-05		5V	12A		
SKA60B-12	24V (18~36V)	12V	5A	1.5KVDC	-40~+70°C
SKA60B-15		15V	4A		
SKA60C-05		5V	12A		
SKA60C-12	48V (36~75V)	12V	5A	1.5KVDC	-40~+70°C
SKA60C-15		15V	4A		



Products —

- One Stop Shopping
- Total Solution



Customer Satisfaction —

Today's effort, tomorrow's reward. Continuously improve CQTS to satisfy customer is our goal.



MHB75
(2.28"x2.4"x0.5")

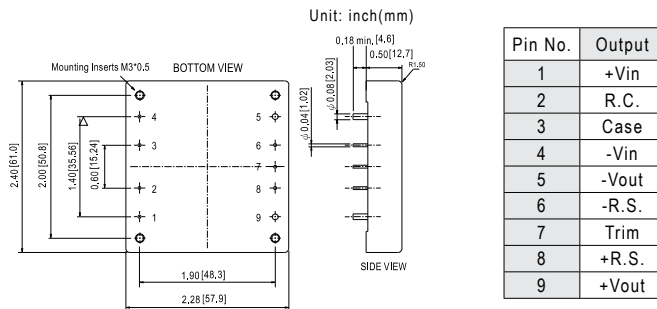


MHB100
(2.28"x2.4"x0.5")



MHB150
(2.28"x2.4"x0.5")

MHB75 / MHB100 / MHB150 Series



Half-brick, Regulated 75W, 2:1 V_{in} , Single V_{out}

MHB75

Model No.	V_{in}	V_{out}	I_{out}	Isolation voltage	Operating temperature
MHB75-12S05	12V (9~18V)	5V	15A	1.5KVDC	-40~+100°C
MHB75-12S12		12V	6.25A		
MHB75-12S24		24V	3.13A		
MHB75-24S05	24V (18~36V)	5V	15A	1.5KVDC	-40~+100°C
MHB75-24S12		12V	6.25A		
MHB75-24S24		24V	3.13A		
MHB75-48S05	48V (36~75V)	5V	15A	1.5KVDC	-40~+100°C
MHB75-48S12		12V	6.25A		
MHB75-48S24		24V	3.13A		

Half-brick, Regulated 100W, 2:1 V_{in} / Single V_{out}

MHB100

Model No.	V_{in}	V_{out}	I_{out}	Isolation voltage	Operating temperature
MHB100-24S05	24V (18~36V)	5V	20A	1.5KVDC	-40~+100°C
MHB100-24S12		12V	8.3A		
MHB100-24S24		24V	4.17A		
MHB100-48S05	48V (36~75V)	5V	20A	1.5KVDC	-40~+100°C
MHB100-48S12		12V	8.3A		
MHB100-48S24		24V	4.17A		

Half-brick, Regulated 150W, 2:1 V_{in} , Single V_{out}

MHB150

Model No.	V_{in}	V_{out}	I_{out}	Isolation voltage	Operating temperature
MHB150-48S05	48V (36~75V)	5V	30A	1.5KVDC	-40~+100°C
MHB150-48S12		12V	12.5A		
MHB150-48S24		24V	6.25A		

Heat Sink for MHB Series

Order No.	M-C308 (Vertical Fins)	M-C091 (Horizontal Fins)	M-C092 (Horizontal Fins)
Mechanical			

Note: Power module and heat sink should be ordered separately. The heat sinks can be used with MHB75/100/150 series.



Features

- EIB / KNX power supply with **Integrated choke**
- Compact size with 3SU/4SU width
- Safety extra low voltage (**SELV**)
- 180~264VAC input
- No load power consumption <0.5W
- Protections: Short circuit / Overload(short-circuit-proof) / Over voltage
- Cooling by free air convection
- Support both TP1-64 and new TP1-256 topology, reduce the usage of line repeater
- Isolation class I
- LED indicator for normal operation, bus reset and bus overload
- Installed on DIN rail TS-35/7.5 or 15
- **Over voltage category III**
- Wide operating temperature: -30~+70°C
- 3 years warranty

General Specification (Please refer to www.meanwell.com for detail spec.)



Model No.	KNX-20E-640	KNX-40E-1280 <input type="checkbox"/>
AC input voltage range	180~264VAC; 230~370VDC	180~264VAC; 176~280VDC
AC inrush current (max.)	Cold start, 40A at 230VAC	Cold start, 60A at 230VAC
LED indicators	ON: Green LED, normal operation, no fault; Reset: Red LED, reset of the KNX bus; $I_{out} > I_{max}$: Red LED, KNX bus overload; KNX-40E-1280D please refer to spec.	
Overload protection	Range	205%~235% rated output power
	Type	constant current limiting, auto-recovery after fault condition is removed
Over voltage protection	Range	33~35V
	Type	Shut down o/p voltage, re-power on to recover
Working temperature	-30~+70°C (refer to output derating curve)	
Safety standards	EN61558-1, EN61558-2-16, EN50491-3, EAC TP TC 004 approved	
EMC standards	EN50491-5-1, -5-2, -5-3, EN61000-4-2, 3, 4, 5, 6, 8, 11, EAC TP TC 020	
Connection (screw DIN terminal)	I/P: 3 poles; O/P: 2 poles screw DIN terminal & 2 KNX bus terminals (black/red)	
Dimension (WxHxD)(mm)	52.5x 90x 54.5	72x 90x 57


Model No.	V_{out1} (with choke)	V_{out2} (without choke)	I_{out} (I_1+I_2)
KNX-20E-640	Bus, 30VDC	30VDC	640mA

Model No.	V_{out1} (with chock)	V_{out2} (without chock)	I_{out} (I_1+I_2)
KNX-40E-1280 <input type="checkbox"/>	Bus, 30VDC	30VDC	1280mA

: Blank, D ; Blank= Basic function, D=Diagnostic function

▶ MEAN WELL also provide KNX lighting control solution, please check our standard LED driver catalog or visit our website <http://www.meanwell.com>


KNX Universal Actuator



- 8 channel actuator in a compact size
- Suitable for various and mixed applications
- For AX, C-load, capacitive & inductive of loads
- Program via ETS5.0 software
- Manual control via Push button
- Programmable various time and scene function
- 3 years warranty

Model No.	Channel	Rating current / Channel
KAA-8R	8-Fold	16A
KAA-8R-10	8-Fold	10A

KNX LED Actuator & Dimmer

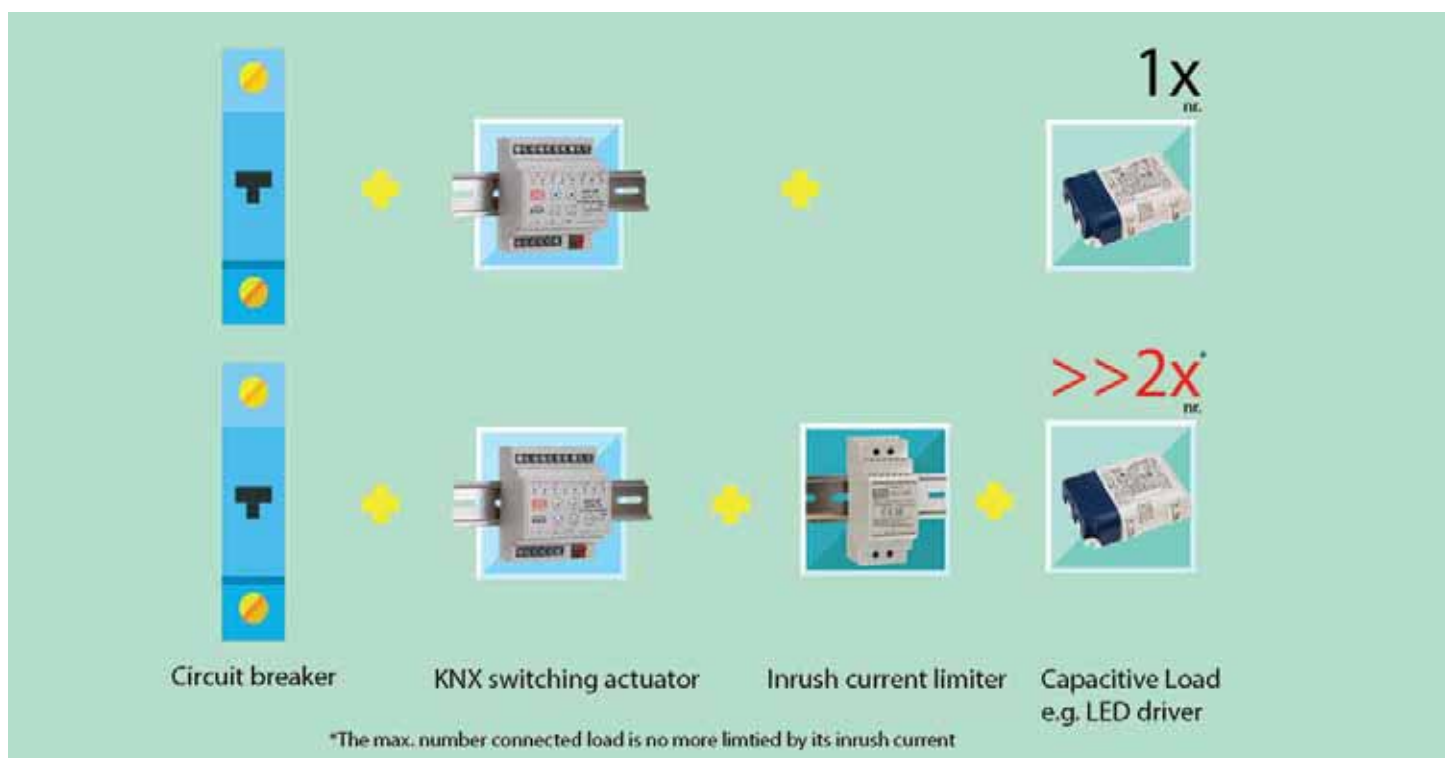


- Dimming and switching LED driver and conventional electronic ballast
- LED indicator for each channel
- Linear or logarithmic dimming curve programmable via ETS software
- Manual control via Push button on panel
- Programmable various time and scene function
- 3 years warranty

Model No.	Channel	Rating current / Channel
KAA-4R4V(optional)	4-Fold	16A
KAA-4R4V-10	4-Fold	10A

Durability of KNX Actuator

All MEAN WELL KNX actuator has been tested more than standard to 220µF to ensure long term operation in the system. In case even higher demand is required, the inrush current limiter can be placed between KNX actuator and the loads to further increase the capacitive load to 2500µF.





▲ 100W (Built-in USB)
170mmx 65ø

▲ 150W / 110V
122x 73x 45 mm

▲ 600W
210x 173x 65 mm

▲ 1500W
455x 210x 85 mm

▲ 150W / 230V
165x 94x 69 mm

▲ 300W
165x 88x 74 mm

▲ 1000W
320x 210x 85 mm

▲ 2500W
430x 210x 159 mm

Features

- High frequency design
- Input protections: Reverse polarity / Over and under voltage / Battery low alarm and shutdown
- Output protections: Short circuit / Overload / Over temp.
- With power ON/OFF switch and LED indicator
- Built-in remote ON/OFF control for 1000~2500W (optional)
- Built-in USB interface and without fan for 100W
- Input and output fully isolation
- Low power consumption (standby)
- 1 year warranty

Output Socket (optional)

TYPE-1	TYPE-2	TYPE-3	TYPE-4	TYPE-5	TYPE-6
JAPAN	USA	EUROPE	UNIVERSAL	AUSTRALIA	U.K.

▶ Please consult MeanWell for other kinds of optional socket.
TYPE-2,3 (standard model) ; TYPE-1,4,5,6 (optional model)

General Specification (Please refer to www.meanwell.com for detail spec.)



Model Name	A301	A302
DC input rated voltage	12.5VDC	25.0VDC
AC output voltage / Frequency	110VAC(rms) / 60Hz or 230VAC(rms) / 50Hz	
Max. output power	100W, 150W, 300W, 600W, 1000W, 1500W, 2500W	
USB output power	5Vdc / 500mA (100W only)	
AC output regulation	±10% of rated output voltage	
Bat. low alarm	10±0.5VDC	20.5±1.0VDC
Bat. low shut down	9.5±0.5VDC	19.5±1.0VDC
I/P over voltage protection	15~17VDC	30~32VDC
Working temperature	0~30°C (0~25°C for 2500W)	
LVD	Compliance to EN60950-1 and e13 mark	
EMC	Compliance to EN55014-1, EN61000-3-2,3, EN61000-4-2,4,5,6,11, EN55022, EAC TP TC020	

100W

Model Name	Continue power	Input (VDC)	Output (VAC / Hz)	Output socket	Effi.
A301-100-F3	100W	10-15	230 / 50	TYPE-3	90%
A302-100-F3	100W	21-30	230 / 50	TYPE-3	90%

150W

Model Name	Continue power	Input (VDC)	Output (VAC / Hz)	Output socket	Effi.
A301-150-B2	150W	10-15	110 / 60	TYPE-2	78%
A301-150-F3	150W	10-15	230 / 50	TYPE-3	78%
A302-150-B2	150W	21-30	110 / 60	TYPE-2	82%
A302-150-F3	150W	21-30	230 / 50	TYPE-3	82%

300W

Model Name	Continue power	Input (VDC)	Output (VAC / Hz)	Output socket	Effi.
A301-300-B2	300W	10-15	110 / 60	TYPE-2	82%
A301-300-F3	300W	10-15	230 / 50	TYPE-3	82%
A302-300-B2	300W	21-30	110 / 60	TYPE-2	85%
A302-300-F3	300W	21-30	230 / 50	TYPE-3	85%

600W

Model Name	Continue power	Input (VDC)	Output (VAC / Hz)	Output socket	Effi.
A301-600-B2	600W	10-15	110 / 60	TYPE-2	82%
A301-600-F3	600W	10-15	230 / 50	TYPE-3	82%
A302-600-B2	600W	21-30	110 / 60	TYPE-2	85%
A302-600-F3	600W	21-30	230 / 50	TYPE-3	85%

1000W

Model Name	Continue power	Input (VDC)	Output (VAC / Hz)	Output socket	Effi.
A301-1K0-B2	1000W	10-15	110 / 60	TYPE-2	82%
A301-1K0-F3	1000W	10-15	230 / 50	TYPE-3	82%
A302-1K0-B2	1000W	21-30	110 / 60	TYPE-2	85%
A302-1K0-F3	1000W	21-30	230 / 50	TYPE-3	85%

1500W

Model Name	Continue power	Input (VDC)	Output (VAC / Hz)	Output socket	Effi.
A301-1K7-B2	1500W	10-15	110 / 60	TYPE-2	82%
A301-1K7-F3	1500W	10-15	230 / 50	TYPE-3	82%
A302-1K7-B2	1500W	21-30	110 / 60	TYPE-2	85%
A302-1K7-F3	1500W	21-30	230 / 50	TYPE-3	85%

2500W

Model Name	Continue power	Input (VDC)	Output (VAC / Hz)	Output socket	Effi.
A301-2K5-B4	2500W	10-15	110 / 60	TYPE-4	82%
A301-2K5-F3	2500W	10-15	230 / 50	TYPE-3	82%
A302-2K5-B4	2500W	21-30	110 / 60	TYPE-4	85%
A302-2K5-F3	2500W	21-30	230 / 50	TYPE-3	85%



Features

- True sine wave output (THD<3%)
- **2 times high surge power for motor related application**
- Advanced digital control by microprocessor
- Output voltage / frequency adjustable
- High efficiency up to 91%
- **Conformal coating for TS-700**
- Standby saving mode to conserve energy (TS-700)
- Built-in fan ON/OFF control function (TS-400/700)
- Fanless design, cooling by free air convection (TS-200)
- Front panel indicator for load / battery / operation status
- High frequency design
- Input protections:
Bat. low alarm / Bat. low shutdown / reverse polarity / over voltage
- Output protections:
Short circuit / Overload / Over temperature
- Applications:
Home appliance, power tools, office and portable equipment, vehicle and yacht...etc.
- 3 years warranty

General Specification (Please refer to www.meanwell.com for detail spec.)



Model Name	TS-200	TS-400	TS-700
Maximum output power	230W for 3 minutes; 300W for 10 sec.	460W for 3 minutes; 600W for 10 sec.	800W for 3 minutes; 1050W for 10 sec.
Output surge rating (30 cycles.)	400W	800W	1400W
DC input rated voltage	12VDC, 24VDC or 48VDC		
AC output voltage	100 / 110 / 115 / 120VAC; 200 / 220 / 230 / 240VAC selectable by setting button		
Output frequency	50Hz / 60Hz selectable by setting button		
AC output waveform	True sine wave, THD<3.0%		
AC output regulation	±3% of rated output voltage		
No load dissipation	≤15W @ standby saving mode		≤ 6W @ standby saving mode
Working temperature	-10~+35°C@100% load (112/124/148), -10~+40°C@100% load (212/224/248); 60°C@50% load	-10~+40°C@100% load, 60°C@50% load	0~+40°C@100% load, 60°C@50% load
Safety standards	110V	EAC TP TC004 approved ; Design refer to UL458	
	230V	Compliance to EN60950-1(LVD), EAC TP TC004	
EMC standards	110V	Compliance to FCC class A, EAC TP TC020	
	230V	Compliance to EN55032 class A, E-Mark, EN61000-4-2,3,8, ENV50204, EAC TP TC020	

200W

Model Name	Continue power	Input (VDC)	Output (VAC / Hz)	Output socket	Effi.
TS-200-112[A]	200W	10.5-15	110 / 60	TYPE-A	86.0%
TS-200-124[A]	200W	21.0-30	110 / 60	TYPE-A	87.5%
TS-200-148[A]	200W	42.0-60	110 / 60	TYPE-A	88.0%
TS-200-212[B]	200W	10.5-15	230 / 50	TYPE-B	86.0%
TS-200-224[B]	200W	21.0-30	230 / 50	TYPE-B	87.5%
TS-200-248[B]	200W	42.0-60	230 / 50	TYPE-B	88.0%

□ = A, B (standard model), C, D, E or F (optional model)

400W

Model Name	Continue power	Input (VDC)	Output (VAC / Hz)	Output socket	Effi.
TS-400-112[A]	400W	10.5-15	110 / 60	TYPE-A	84.5%
TS-400-124[A]	400W	21.0-30	110 / 60	TYPE-A	86.0%
TS-400-148[A]	400W	42.0-60	110 / 60	TYPE-A	87.0%
TS-400-212[B]	400W	10.5-15	230 / 50	TYPE-B	86.0%
TS-400-224[B]	400W	21.0-30	230 / 50	TYPE-B	87.5%
TS-400-248[B]	400W	42.0-60	230 / 50	TYPE-B	88.5%

□ = A, B (standard model), C, D, E or F (optional model)

700W

Model Name	Continue power	Input (VDC)	Output (VAC / Hz)	Output socket	Effi.
TS-700-112[A]	700W	10.5-15	110 / 60	TYPE-A	86%
TS-700-124[A]	700W	21.0-30	110 / 60	TYPE-A	88%
TS-700-148[A]	700W	42.0-60	110 / 60	TYPE-A	89%
TS-700-212[B]	700W	10.5-15	230 / 50	TYPE-B	89%
TS-700-224[B]	700W	21.0-30	230 / 50	TYPE-B	90%
TS-700-248[B]	700W	42.0-60	230 / 50	TYPE-B	91%

□ = A, B (standard model), C, D, E or F (optional model)



Best products also need best services.

We have authorized distributors all over the world. They have sufficient stock for your prompt delivery. Also they can offer you technical support & RMA services. Please contact your local distributors for more product information. You can also contact us at info@meanwell.com for information of your local distributors.



Features

- True sine wave output (THD<3%)
- **2 times high surge power for motor related application**
- Advanced digital control by microprocessor
- Output voltage / frequency adjustable
- High efficiency up to 91%
- Standby saving mode to conserve energy (TS-700)
- Built-in fan ON/OFF control function (TS-400/700)
- Fanless design, cooling by free air convection (TS-200)
- Front panel indicator for load / battery / operation status
- High frequency design
- Input protections:
Bat. low alarm / Bat. low shutdown / reverse polarity / over voltage
- Output protections:
Short circuit / Overload / Over temperature
- Applications:
Home appliance, power tools, office and portable equipment, vehicle and yacht...etc.
- 3 years warranty



General Specification (Please refer to www.meanwell.com for detail spec.)

Model Name	TS-1000	TS-1500	TS-3000
Maximum output power	1150W for 3 minutes; 1500W for 10 sec.	1725W for 3 minutes ; 2250W for 10 sec.	3450W for 3 minutes ; 4500W for 10 sec.
Output surge rating (30 cycles.)	2000W	3000W	6000W
DC input rated voltage	12VDC, 24VDC or 48VDC		
AC output voltage	100 / 110 / 115 / 120VAC or 200 / 220 / 230 / 240VAC selectable by setting button		
Output frequency	50Hz/60Hz selectable by setting button		
AC output waveform	True sine wave, THD<3.0%		
AC output regulation	±3% of rated output voltage		
No load dissipation	≤ 6W @ standby saving mode	≤18W @ standby saving mode	≤10W @ standby saving mode
Working temperature	0~+40°C@100% load, 60°C@50% load		
Safety standards	110V	Compliance to UL458 (except for 48V and only for GFCI receptacle), EAC TP TC004	
	230V	Compliance to EN60950-1, EAC TP TC004	
EMC standards	110V	Compliance to FCC class A, EAC TP TC020	
	230V	Compliance to EN55032 class A (class B for TS-1500), E-Mark, EN61000-4-2,3,8, ENV50204, EAC TP TC020	

1000W

Model Name	Continue power	Input (VDC)	Output (VAC / Hz)	Output socket	Effi.
TS-1000-112[A]	1000W	10.5-15	110 / 60	TYPE-A	88%
TS-1000-124[A]	1000W	21.0-30	110 / 60	TYPE-A	89%
TS-1000-148[A]	1000W	42.0-60	110 / 60	TYPE-A	90%
TS-1000-212[B]	1000W	10.5-15	230 / 50	TYPE-B	90%
TS-1000-224[B]	1000W	21.0-30	230 / 50	TYPE-B	91%
TS-1000-248[B]	1000W	42.0-60	230 / 50	TYPE-B	92%

□ = A, B (standard model), C, D, E or F (optional model)

3000W

Model Name	Continue power	Input (VDC)	Output (VAC / Hz)	Output socket	Effi.
TS-3000-112[A]	3000W	10.5-15	110 / 60	TYPE-A	88%
TS-3000-124[A]	3000W	21.0-30	110 / 60	TYPE-A	90%
TS-3000-148[A]	3000W	42.0-60	110 / 60	TYPE-A	91%
TS-3000-212[B]	3000W	10.5-15	230 / 50	TYPE-B	89%
TS-3000-224[B]	3000W	21.0-30	230 / 50	TYPE-B	91%
TS-3000-248[B]	3000W	42.0-60	230 / 50	TYPE-B	92%

□ = A, B (standard model), C, D, E or F (optional model)

1500W

Model Name	Continue power	Input (VDC)	Output (VAC / Hz)	Output socket	Effi.
TS-1500-112[A]	1500W	10.5-15	110 / 60	TYPE-A	87%
TS-1500-124[A]	1500W	21.0-30	110 / 60	TYPE-A	89%
TS-1500-148[A]	1500W	42.0-60	110 / 60	TYPE-A	90%
TS-1500-212[B]	1500W	10.5-15	230 / 50	TYPE-B	88%
TS-1500-224[B]	1500W	21.0-30	230 / 50	TYPE-B	90%
TS-1500-248[B]	1500W	42.0-60	230 / 50	TYPE-B	91%

□ = A, B (standard model), C, D, E or F (optional model)



Who can provide you better services and be a trustworthy partner in the power industry?
— "MEAN WELL" tries to be —



MEAN WELL Catalog —
Your reference book for power supply.



To satisfy customers is our goal —

- High Quality
- Low Cost
- Prompt Delivery
- Best Service

DC/AC Inverter 1500~3000W True Sine Wave with Solar Charger



Features

- True sine wave output (THD<3%)
- **2 times high surge power for motor related application**
- Advanced digital control by microprocessor
- Output voltage / frequency adjustable
- High efficiency up to 91%
- **Conformal coating for TS-700**
- Standby saving mode to conserve energy (TS-700)
- Built-in fan ON/OFF control function (TS-400/700)
- Fanless design, cooling by free air convection (TS-200)
- Front panel indicator for load / battery / operation status
- High frequency design
- Input protections: Bat. low alarm / Bat. low shutdown / Reverse polarity / Over voltage
- Output protections: Short circuit / Overload / Over temperature
- Applications: Home appliance, power tools, office and portable equipment, vehicle and yacht...etc.
- 3 years warranty

General Specification (Please refer to www.meanwell.com for detail spec.)



Model Name	TN-1500	TN-3000
Rated output power	1500W	3000W
Maximum output power	1725W for 3 minutes ; 2250W for 10 seconds	3450W for 3 minutes ; 4500W for 10 seconds
Output surge rating (30 cycles)	3000W	6000W
DC input rated voltage	12VDC, 24VDC or 48VDC	
AC output voltage	100 / 110 / 115 / 120VAC or 200 / 220 / 230 / 240VAC adjustable via front panel or monitoring software	
AC output regulation (Typ.)	±3% of rated output voltage	
No load dissipation (Typ.)	≤18W @ standby saving mode	≤10W @ standby saving mode
Output frequency	50Hz/60Hz adjustable via front panel or monitoring software	
AC output waveform	True sine wave, THD<3.0%	
Transfer time (Typ.)	10ms; inverter mode ↔ Bypass mode	
Working temperature	0~+60°C	
Safety standards	110V	UL458 approved (except for 48V and only for GFCI receptacle), EAC TP TC004
	230V	Compliance to EN60950-1(LVD), EAC TP TC 004
EMC standards	110V	Compliance to FCC part 15 class A, EAC TP TC020
	230V	Compliance to EN55032 class A (class B for TN-1500), E-Mark, EN61000-4-2,3,4,5,6,8,11, EAC TP TC020

1500W (Inverter with AC & Solar Charger)

Model Name	Continue power	Input VDC	Output VAC / Hz	Output socket	Effi.
TN-1500-112[A]	1500W	10.5-15	110 / 60	TYPE-A	87%
TN-1500-124[A]	1500W	21.0-30	110 / 60	TYPE-A	89%
TN-1500-148[A]	1500W	42.0-60	110 / 60	TYPE-A	90%
TN-1500-212[B]	1500W	10.5-15	230 / 50	TYPE-B	88%
TN-1500-224[B]	1500W	21.0-30	230 / 50	TYPE-B	90%
TN-1500-248[B]	1500W	42.0-60	230 / 50	TYPE-B	91%

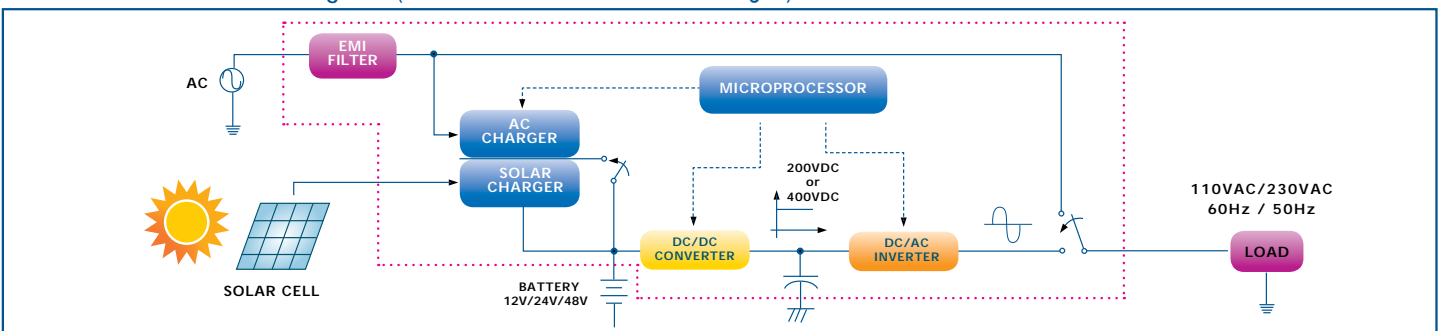
□ = A, B (standard model), C, D, E or F (optional model)

3000W (Inverter with AC & Solar Charger)

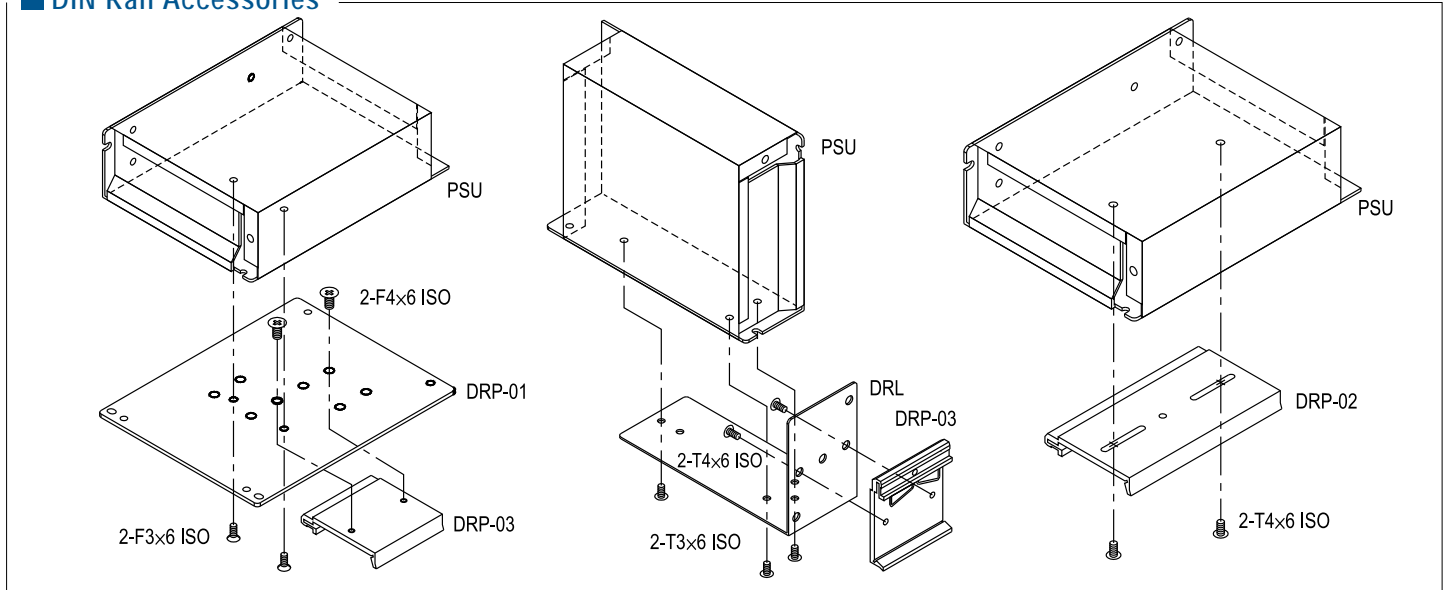
Model Name	Continue power	Input VDC	Output VAC / Hz	Output socket	Effi.
TN-3000-112[A]	3000W	10.5-15	110 / 60	TYPE-A	88%
TN-3000-124[A]	3000W	21.0-30	110 / 60	TYPE-A	90%
TN-3000-148[A]	3000W	42.0-60	110 / 60	TYPE-A	91%
TN-3000-212[B]	3000W	10.5-15	230 / 50	TYPE-B	89%
TN-3000-224[B]	3000W	21.0-30	230 / 50	TYPE-B	91%
TN-3000-248[B]	3000W	42.0-60	230 / 50	TYPE-B	92%

□ = A, B (standard model), C, D, E, F or G (optional model)

Solar Inverter Block Diagram (Inverter with AC & Solar Charger)



DIN Rail Accessories



Mounting Accessories

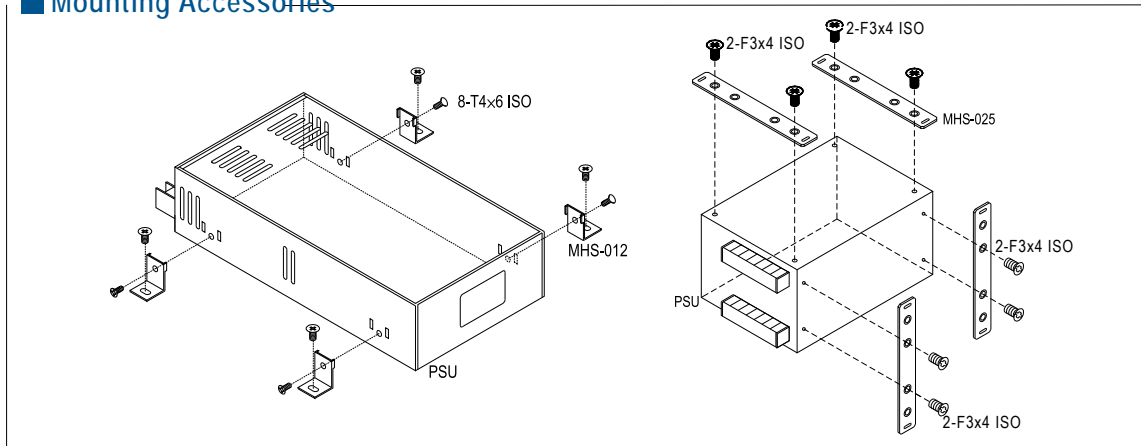


Photo
Order No.
DH12A40V
Power Schottky Rectifier 12A/40V (26.97x 17.28x 13.98mm)

Photo	Order No.	Case	Model
	DRL-01	238, 239, 240, 903, 905, 931, 932, 971	LRS-35/50/75/100, S-40, D-30, T-30, ..., S-15, S-25, ..., RS-25, NES-15, RS-35, NES-25, RS-15
	DRL-02	241, 901, 902, 906, 915, 916, 920	LRS-150/150F, S-50, S-60, D-60, ..., S-100, S-100F, SD-100, ..., S-150, SD-150, D-120, ..., SP-100, ..., SP-150, SP-200, ..., SP-75, ...
	DRL-03A	980, 987	SP-240, HRP(G)-300
	DRP-01	238, 239, 241, 901, 902, 903, 906, 931, 932, 946	LRS-35/50/100/150/150F, All models
	DRP-01A	203, 205, 978, 999	RSD-100 / 150 / 200 / 300
	DRP-02	240, 905 / 915, 916 / 920, 928	LRS-75, S-15, S-25, ... / SP-100, ... SP-150, SP-200, ... / SP-75, ... USP-225, ...
	DRP-03	DRP-01, DRL-01-03	All models
	DRP-04	203, 205, 978, 999	RSD-100 / 150 / 200 / 300

Photo	Order No.	Case	Model
	MHS012	206, 207, 215A, 912, 915, 916, 935, 939, 940, 977, 980, 982, 986, 987, 995	HDP-190, RSP-200/320, LRS-200/350, RSP-150, S-201, S-320, S-350, SP-100, SP-150, SP-200, SP-320, SE-450/1000, MP450/650/1000, SP-240, HRP-300/450/600, RSP-2400/3000
	MHS013	919, 926	PSP-500, SP-750, SE-600
	MHS014	212, 952	RSP-750, RSP-1000, SD-1000
	MHS025	910	SP-500, PSP-600, ...
	MHS026	943	RSP-1500
	MHS027	971, 931	RS-15, RS-25
	TBC-05	901, 903, 905, 932, 220, 239A, 240A	SD-50, S-60, S-40, NES-50, RS-75, S-25, SD-25, NES-35, RS-50, NES-25, RS-35, RSP-75, LRS-35/50, LRS-75
	TBC-07	901, 902, 903, 905, 906, 215A, 227A, 238A, 241A	D/ID-60, NED/T-75, RD-85, NES-100, RS-100, T-60, S-100F, RD-125, NES-150, RS-150, SD-100, NED/T-50, RD/RID-65, T-40, NED/T-35, RD-50, S-150, SC-150, SD-150, RSP-150, RSP-100, LRS-100, LRS-150, LRS-150F
	TBC-08	901, 906	AD-155, ADD/ADS-155, D/T/Q-120
	TBC-09	207	RSP-200/320, LRS-200/350

■ LED Display

Your Reliable Power Partner

Sign Panel Power Supply

High Performance 4, 20W 5V

■ Configurable Power Supply

Your Reliable Power Partner

Configurable Power Supply

High Performance 7, 10W 5V

■ DC/DC Converter

Your Reliable Power Partner

DC-DC Converter

Engineered | PCB | On Board | Module

■ Medical Power Supply

Your Reliable Power Partner

Medical Power Supply

40-DC Operating Power Transformer & DC-DC Converter

■ Adaptor

Your Reliable Power Partner

Green Adaptor

2W-20W AC/DC External Power Supplies

■ Building Automation

Your Reliable Power Partner

Building Automation Solutions

10-20W 5V 100mA

General Information



Quotation

- Most of our standard products are available and in stock through our global authorized distributors. Please contact your local distributor for prompt service: <https://www.meanwell.com/distributors.aspx>. Please let us know if you are unable to find MEAN WELL's distributor information in your local area.

Delivery

- For our standard products, MEAN WELL and our global authorized distributors usually keep around 2-8 weeks safety stock (based on the past sales record) for prompt delivery of small / medium quantity orders. For large quantity or new product orders, 3-5 weeks lead-time is needed.

Warranty

- Products found to be defective within 30 days from the date of receipt can be returned for credit or exchange. After the initial 30 days, MEAN WELL will repair the goods according to our warranty period. Contact MEAN WELL for further information on credit or a RMA number. Goods should be shipped as "freight prepaid" to MEAN WELL and MEAN WELL will repair and return the defective units (freight prepaid) within 7 working days. If the warranty period has expired, a repair fee (depends on the condition of the product) will be charged..

Attention

- We make every effort to ensure the accuracy of information in the catalog. If there is any discrepancy between the data presented in our catalog and the SPEC, the SPEC sheets should take precedence (please refer to www.meanwell.com for the latest SPEC information). We cannot take any responsibility of any consequence arising due to error or change in specification. We suggest customers conduct a sample test for evaluation and approval before placing a formal order.
- For continuing product improvement, MEAN WELL reserves the right to revise any information in this catalog without further notification.

Social Media

01



01 YouTube

- Scan the QR code
- Press "SUBSCRIBE" button
- Turn on the bell. So you won't miss any videos.



02



02 LinkedIn

- Scan the QR code
- Navigate into MEAN WELL page and "Following" us.



MWUSA




MWEU

03



03 Facebook

- Scan the QR code
- Find the icon  and choose "FOLLOW"
- Don't forget to "Like" us.



04



04 WeChat

- Search official account "MEAN WELL" in WeChat APP
- Click the "FOLLOW" button



05



05 YouKu

- Scan the QR code
- Press the "SUBSCRIBE" button on the top





Taiwan

明緯企業股份有限公司(總部)
MEAN WELL ENTERPRISES CO., LTD. (Headquarters)
24891 新北市五股區五權三路28號
No.28, Wuquan 3rd Rd., Wugu Dist.,
New Taipei City 24891, Taiwan (R.O.C.)
統一編號 : 34491075
Tel : +886-2-2299-6100(rep.)
Fax: +886-2-2299-6200(rep.) +886-2-2298-0818(sales)
E-mail: info@meanwell.com www.meanwell.com

China

明緯(廣州)電子有限公司
MEAN WELL (GUANGZHOU) ELECTRONICS CO., LTD.
廣州市花都區花東鎮金谷南路11號
No.11, Jingu South Road, Huadong Town,
Huadu District, Guangzhou, Guangdong, China
Tel : +86-20-3773-7100 / 400-800-3608(sales)
+86-10-5200-1817(Beijing Office)
+86-755-2359-1630(Shengzhen Office)
廣州市天河區東圃鎮黃村粵安工業園A棟2樓
2F, A Building, Yuan Industry Park, Huangcun,
Dongpu Town, Tianhe District, Guangzhou, China
Post Code: 510660
Tel : +86-20-2887-1200(rep.)
Fax: +86-20-8201-0507
E-mail: info@meanwell.com.cn
www.meanwell.com.cn

蘇州明緯科技有限公司
SUZHOU MEAN WELL TECHNOLOGY CO., LTD.
江蘇省蘇州市相城區黃埭鎮潘陽工業園東橋健民路77號
No.77, Jian-Min Rd. Dong-Qiao, Pan-Yang Ind. Park,
Huang-Dai Town, Xiang-Cheng District,
Suzhou, Jiang-Su, China
Post Code: 215152
Tel : +86-512-6508-8600
Fax: +86-512-6508-8700
E-mail: info@meanwell.cc
www.meanwell.cc

U.S.A.

MEAN WELL USA, INC.
44030 Fremont Blvd., Fremont,
CA 94538, U.S.A.
Tel : +1-510-683-8886
Fax: +1-510-683-8899
E-mail: info@meanwellusa.com
www.meanwellusa.com

Europe

MEAN WELL EUROPE B.V.
Langs de Werf 8, 1185XT Amstelveen,
The Netherlands
Tel : +31-20-758-6000
Fax: +31-20-758-6001
E-mail: info@meanwell.eu
www.meanwell.eu



Please Contact Your Local Distributor



This catalog is printed with soy ink